

HIRING TRENDS REPORT



TOWN OF HANOVER
January to March 2018



Four County
Labour Market Planning Board
Serving Bruce Grey Huron Perth



Ontario

This service is funded in part by the Government of Canada and the Government of Ontario.



This document provides a summary of the online jobs demand activity within the Town of Hanover during the reporting period of January 1 - March 31, 2018. These figures are derived from TalentNeuron's online reporting portal. This document was produced by the Four County Labour Market Planning Board.

OVERVIEW - JOBS DEMAND

This document provides a summary of the online jobs demand activity within the Town of Hanover during the reporting period of January 1 - March 31, 2018. These figures are derived from TalentNeuron's online reporting portal. This document was produced by the Four County Labour Market Planning Board.

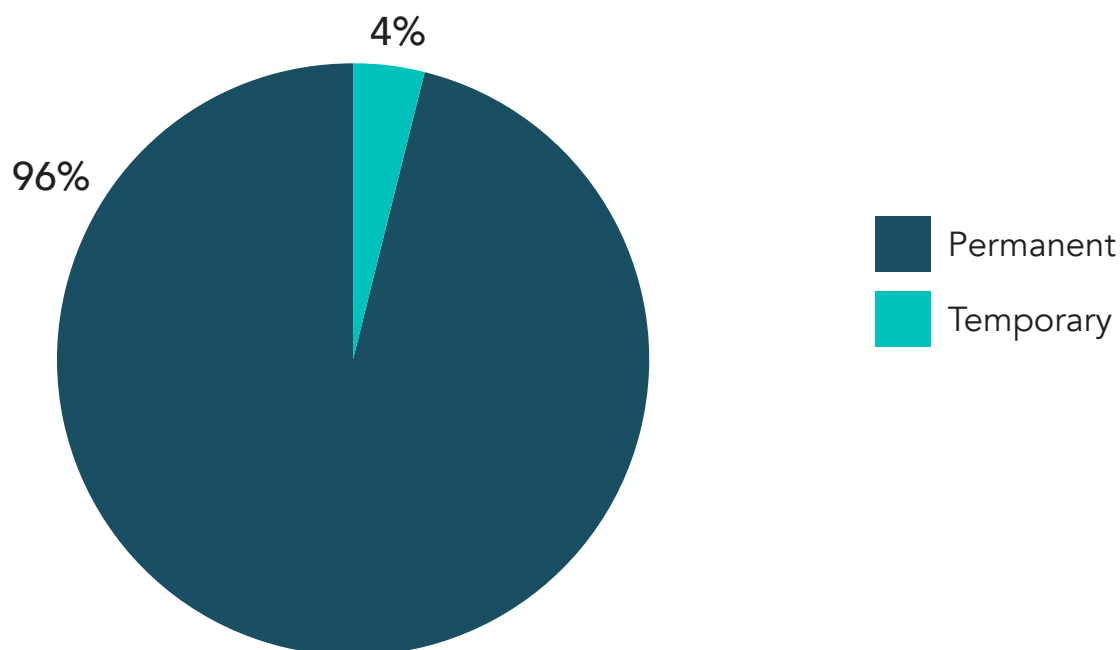
TOP 3 JOB POSTING SITES USED



There were a total of 114 jobs posted in the Town of Hanover between January 1 and March 31, 2018.

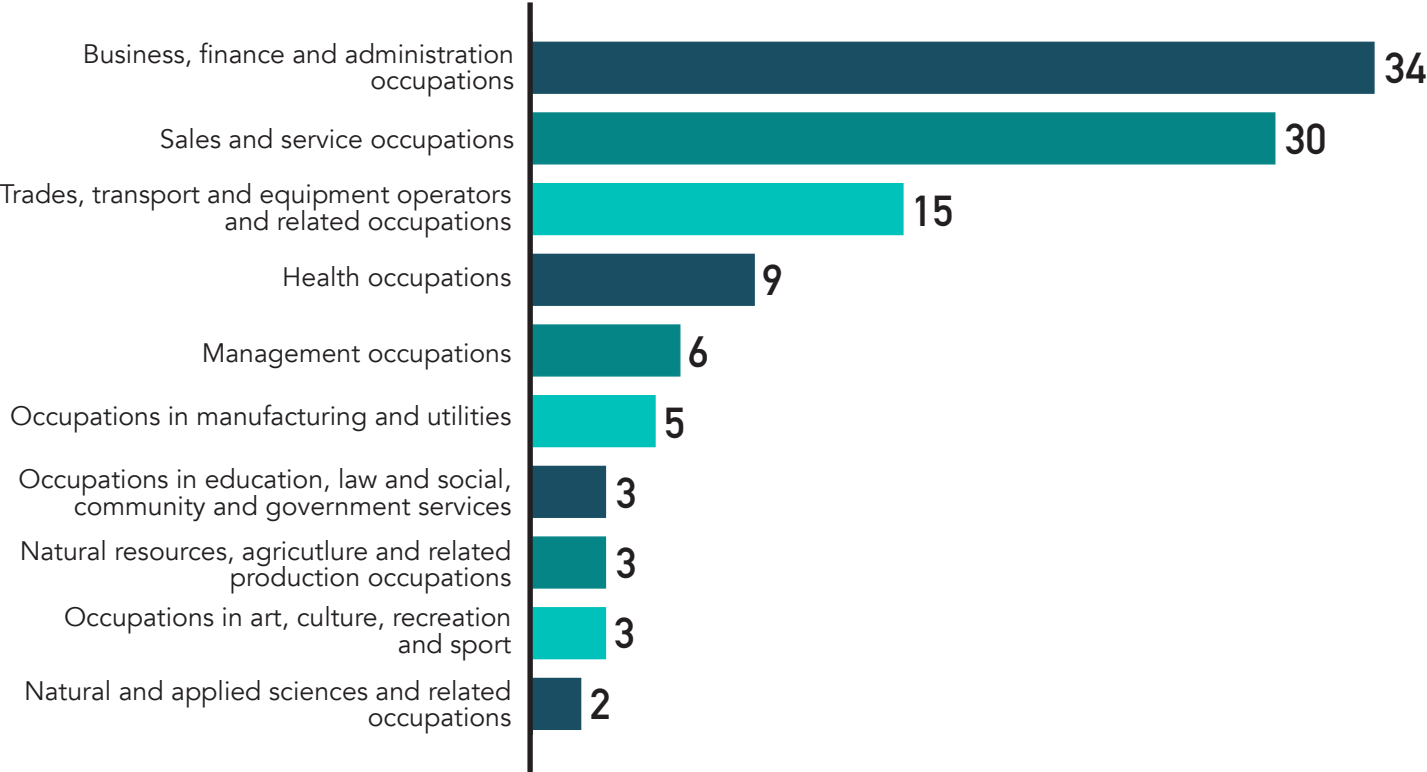
JOB POSTINGS BY DURATION OF EMPLOYMENT

This chart shows the percentage of jobs posted by duration of employment.



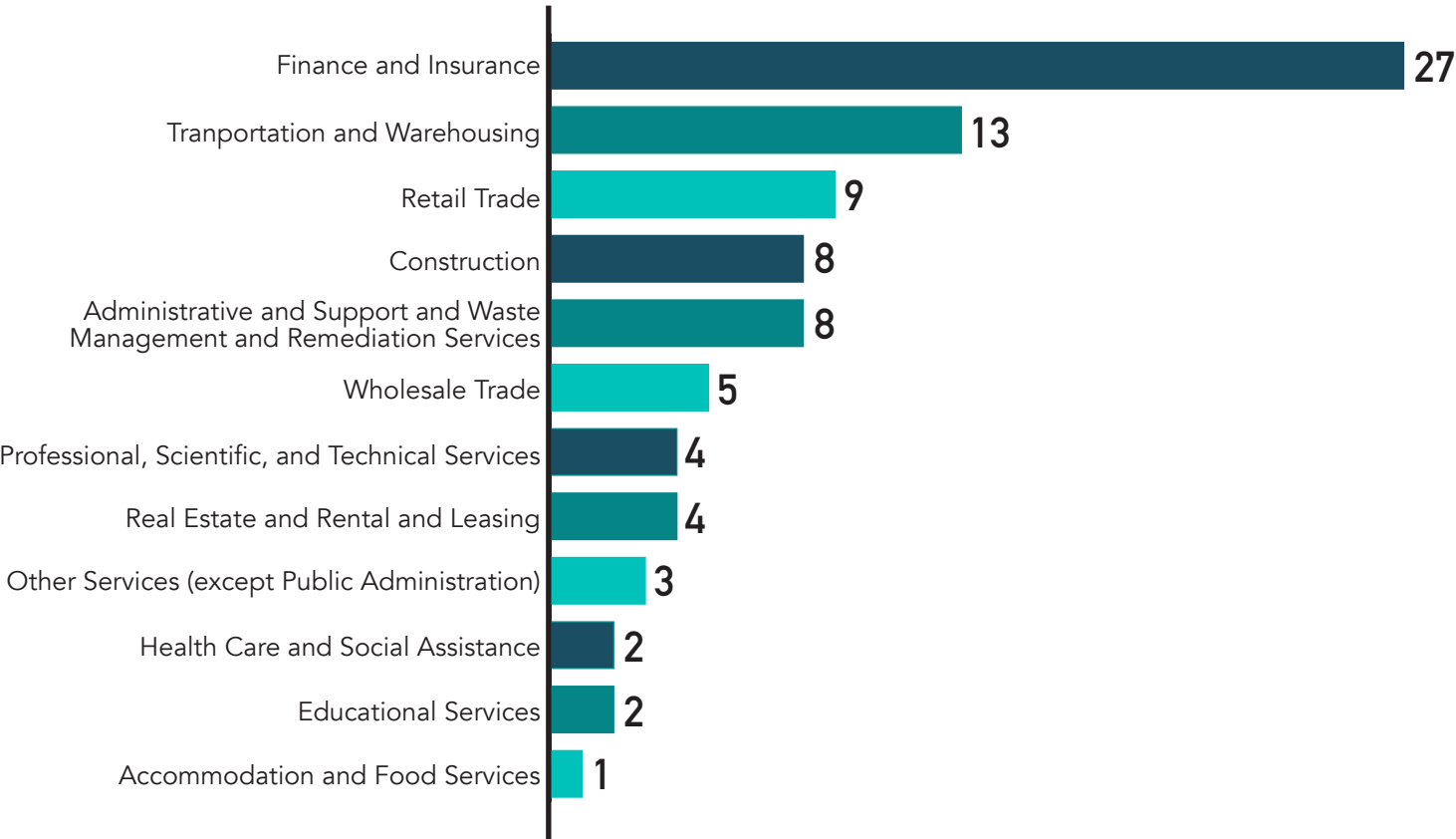
JOB POSTINGS BY MAJOR NOC CODE

The table below shows the number of job postings in the Town of Hanover by National Occupational Classification (NOC) Code. There were a total of 110 job postings that could be associated with a NOC Code. There were a further 4 job postings that did not provide enough information to associate them with a NOC Code.



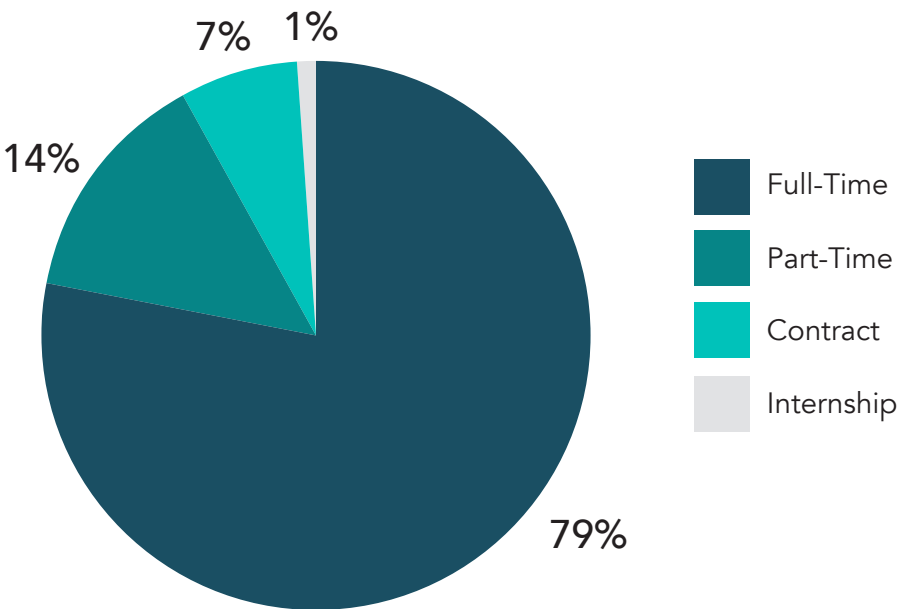
JOB POSTINGS BY INDUSTRY

The following chart illustrates a total 86 job postings across the Town of Hanover that could be matched to a specific industry , as defined by the North American Industry Classification System (NAICS). There were a further 28 postings that did not provide enough information to associate them with a NAICS Code.



JOB POSTINGS BY TYPE

The following chart indicates what percentage of online job postings were for full-time, part-time, or contract positions.



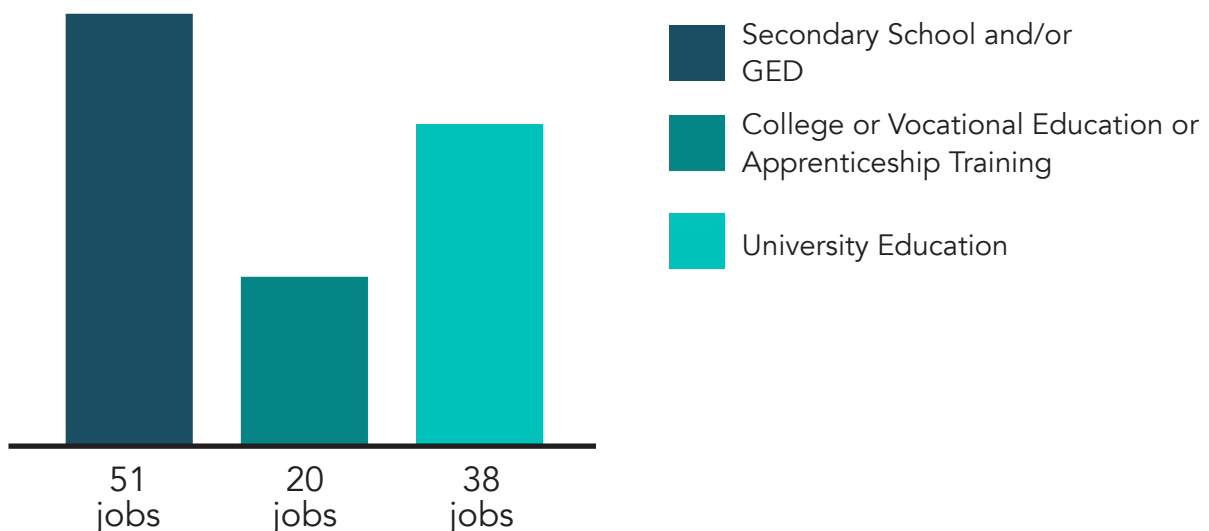
TOP 10 POSTINGS

This table shows the top 10 occupations by 4 Digit NOC posted in the Town of Hanover between January 1 to March 31, 2018. These represent 57 jobs (or 50%) of all jobs posted.

OCCUPATION	NUMBER OF JOB POSTINGS
1. Securities agents, investment dealers and brokers	19
2. Retail salespersons	7
3. Retail supervisors	6
4. Other financial officers	5
5. Registered nurses and registered psychiatric nurses	4
6. Other customer and information services representatives	4
7. Interior designers and interior decorators	3
8. Transport truck drivers	3
9. Automotive service technicians, truck and bus mechanics and mechanical repaier	3
10. Janitors, caretakers and building superintendents	3

JOB POSTINGS BY SKILL LEVEL

This shows the number of jobs posted by skill level required. Not all job postings provide information in this cataegory, so not all jobs can be classified by skill level. This graph represents 109 jobs.



POSTINGS BY EMPLOYERS (TOP 10)

The following chart illustrates the number of job postings that could be matched to a specific employer.

The top 10 employers account for 58 jobs (or 51%) of all online job postings.



IN DEMAND...

Top 5 Hard Skills in Demand

- Wealth management skills
- Marketing skills
- Investment banking
- Business development skills
- Microsoft Office

Top 5 Soft Skills in Demand

- Detail oriented
- Team player
- Integrity
- Oral and written communication
- Dependability

Top 5 Certifications in Demand

- Driver's License
- Financial Planning Certification
- First Aid Certification
- Engine Repair Certification
- Investment Funds in Canada Certification

TOP 5 POSTINGS BY SALARY

The following shows the top 5 postings by 4 digit NOC, based on salary level.

Entry level positions (less than \$30,000)

Retail salespersons
Other labourers in processing, manufacturing and utilities
Nurse aides, orderlies and patient service associates
Landscape and horticulture technicians and specialists
Janitors, caretakers and building superintendents

Middle/Upper middle income positions (\$30 - \$79,000)

Retail sales supervisors
Other financial officers
Transport truck drivers
Automotive service technicians, truck and bus mechanics and mechanical repairers
Other customer and information services representatives

High income (over \$80,000)

Only three listed here because the remaining job categories had either one or two postings each.

Securities agents, investment dealers and brokers
Other financial officers
Registered nurses and registered psychiatric nurses





FOUR COUNTY LABOUR MARKET PLANNING BOARD
111 Jackson Street South, Suite 1 • Walkerton, ON • N0G 2V0
www.planningboard.ca • 519-881-2725