

APPROVED 2021 BUDGET
Bylaw #3160-21- Final Tax Levy By-law

2021 BUDGET SUMMARY

(MUNICIPALITY'S SHARE ONLY)

TOTAL

BUDGET	REVENUE	EXPENDITURES	NET
TAXES	(\$90,500)	\$21,200	(\$69,300)
UNASSIGNED REVENUE	(\$916,500)	\$0	(\$916,500)
COUNCIL / ELECTIONS	\$0	\$338,700	\$338,700
MUNICIPAL ADMINISTRATION	(\$1,300)	\$1,055,600	\$1,054,300
CIVIC CENTRE	(\$144,700)	\$295,400	\$150,700
HANOVER FAMILY CENTRE	(\$98,700)	\$90,700	(\$8,000)
140 7TH AVE.-Bldg	(\$60,500)	\$28,300	(\$32,200)
267 10TH ST-Bldg	\$0	\$0	\$0
FIRE DEPARTMENT	(\$174,800)	\$724,300	\$549,500
EMERGENCY PLAN	\$0	\$3,000	\$3,000
POLICE SERVICES	\$0	\$2,854,900	\$2,854,900
SVCA	\$0	\$113,600	\$113,600
CANINE CONTROL	(\$7,200)	\$16,700	\$9,500
BUILDING	(\$343,000)	\$462,300	\$119,300
CEMETERY	(\$76,600)	\$126,000	\$49,400
HEALTH SERVICES/MEDICAL CLIN	(\$282,600)	\$336,400	\$53,800
PUBLIC WORKS - Roads	(\$820,000)	\$2,345,200	\$1,525,200
PARKING	(\$5,200)	\$86,600	\$81,400
STREET LIGHTING	(\$7,500)	\$119,000	\$111,500
SAUGEEN MUNICIPAL AIRPORT	(\$5,000)	\$58,000	\$53,000
SMART TRANSIT	\$0	\$114,100	\$114,100
GARBAGE COLLECTION/RECYCLIN	(\$250,500)	\$514,300	\$263,800
RECREATION	(\$842,600)	\$2,826,300	\$1,983,700
THEATRE	(\$1,863,000)	\$1,901,500	\$38,500
LIBRARY	\$0	\$573,600	\$573,600
PLANNING & DEVELOPMENT	(\$36,000)	\$39,400	\$3,400
ECONOMIC DEVELOPMENT	(\$132,400)	\$410,500	\$278,100
INDUSTRIAL PARK	(\$117,000)	\$163,500	\$46,500
GRAND TOTAL	(\$6,275,600)	\$15,619,100	\$9,343,500
LESS:			
PROVINCIAL FUNDING (OMPF)	(\$1,985,300)	\$0	(\$1,985,300)
TOTAL TAX LEVY REQUIRED	(\$8,260,900)	\$15,619,100	\$7,358,200

\$7,358,200

2021 BUDGET SUMMARY

(MUNICIPALITY'S SHARE ONLY)

OPERATING

BUDGET	REVENUE	EXPENDITURES	NET
TAXES	(\$90,500)	\$21,200	(\$69,300)
UNASSIGNED REVENUE	(\$916,500)	\$0	(\$916,500)
COUNCIL / ELECTIONS	\$0	\$338,700	\$338,700
MUNICIPAL ADMINISTRATION	(\$1,300)	\$1,055,600	\$1,054,300
CIVIC CENTRE	(\$144,700)	\$295,400	\$150,700
HANOVER FAMILY CENTRE	(\$86,500)	\$66,300	(\$20,200)
140 7TH AVE.-Bldg	(\$60,500)	\$28,300	(\$32,200)
267 10TH ST-Bldg	\$0	\$0	\$0
FIRE DEPARTMENT	(\$174,800)	\$724,300	\$549,500
EMERGENCY PLAN	\$0	\$3,000	\$3,000
POLICE SERVICES	\$90,000	\$2,764,900	\$2,854,900
SVCA	\$0	\$113,600	\$113,600
CANINE CONTROL	(\$7,200)	\$16,700	\$9,500
BUILDING	(\$343,000)	\$462,300	\$119,300
CEMETERY	(\$76,600)	\$126,000	\$49,400
HEALTH SERVICES/MEDICAL CLIN	(\$282,600)	\$336,400	\$53,800
PUBLIC WORKS - Roads	(\$209,700)	\$1,056,200	\$846,500
PARKING	(\$5,200)	\$86,600	\$81,400
STREET LIGHTING	(\$7,500)	\$119,000	\$111,500
SAUGEEN MUNICIPAL AIRPORT	(\$5,000)	\$58,000	\$53,000
SMART TRANSIT	\$0	\$114,100	\$114,100
GARBAGE COLLECTION/RECYCLIN	(\$250,500)	\$514,300	\$263,800
RECREATION	(\$633,600)	\$2,617,300	\$1,983,700
THEATRE	\$0	\$38,500	\$38,500
LIBRARY	\$0	\$573,600	\$573,600
PLANNING & DEVELOPMENT	(\$36,000)	\$39,400	\$3,400
ECONOMIC DEVELOPMENT	(\$132,400)	\$410,500	\$278,100
INDUSTRIAL PARK	(\$117,000)	\$163,500	\$46,500
GRAND TOTAL	(\$3,491,100)	\$12,143,700	\$8,652,600
LESS:			
PROVINCIAL FUNDING (OMPF)	(\$1,985,300)	\$0	(\$1,985,300)
TOTAL OPERATIONS	(\$5,476,400)	\$12,143,700	\$6,667,300

\$6,667,300

2021 BUDGET SUMMARY

(MUNICIPALITY'S SHARE ONLY)

CAPITAL

BUDGET	REVENUE	EXPENDITURES	NET
TAXES	\$0	\$0	\$0
UNASSIGNED REVENUE	\$0	\$0	\$0
COUNCIL / ELECTIONS	\$0	\$0	\$0
MUNICIPAL ADMINISTRATION	\$0	\$0	\$0
CIVIC CENTRE	\$0	\$0	\$0
HANOVER FAMILY CENTRE	(\$12,200)	\$24,400	\$12,200
140 7TH AVE.-Bldg	\$0	\$0	\$0
267 10TH ST-Bldg	\$0	\$0	\$0
FIRE DEPARTMENT	\$0	\$0	\$0
EMERGENCY PLAN	\$0	\$0	\$0
POLICE SERVICES	(\$90,000)	\$90,000	\$0
SVCA	\$0	\$0	\$0
CANINE CONTROL	\$0	\$0	\$0
BUILDING	\$0	\$0	\$0
CEMETERY	\$0	\$0	\$0
HEALTH SERVICES/MEDICAL CLIN	\$0	\$0	\$0
PUBLIC WORKS - Roads	(\$610,300)	\$1,289,000	\$678,700
PARKING	\$0	\$0	\$0
STREET LIGHTING	\$0	\$0	\$0
SAUGEEN MUNICIPAL AIRPORT	\$0	\$0	\$0
SMART TRANSIT	\$0	\$0	\$0
GARBAGE COLLECTION/RECYCLIN	\$0	\$0	\$0
RECREATION	(\$209,000)	\$209,000	\$0
THEATRE	(\$1,863,000)	\$1,863,000	\$0
LIBRARY	\$0	\$0	\$0
PLANNING & DEVELOPMENT	\$0	\$0	\$0
ECONOMIC DEVELOPMENT	\$0	\$0	\$0
INDUSTRIAL PARK	\$0	\$0	\$0
TOTAL	(\$2,784,500)	\$3,475,400	\$690,900

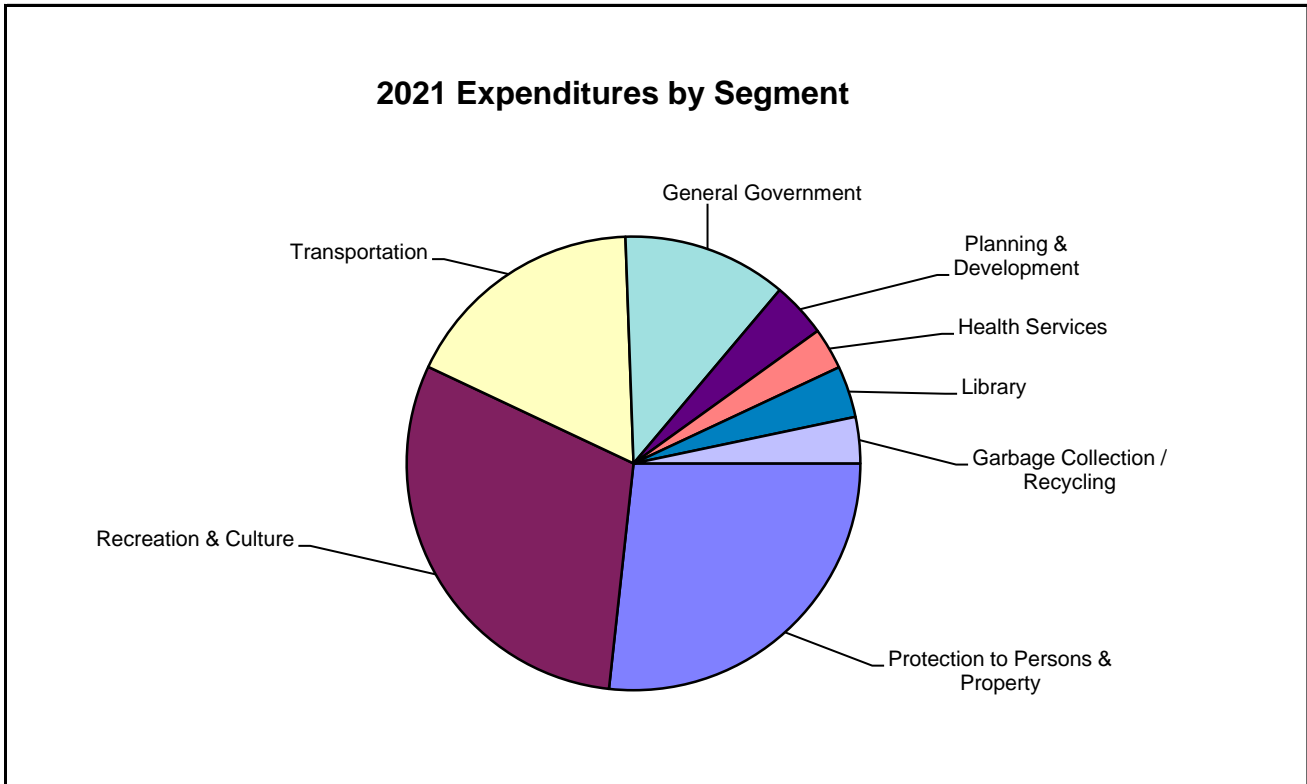
LESS:			
PROVINCIAL FUNDING (OMPF)	\$0	\$0	\$0

TOTAL CAPITAL	(\$2,784,500)	\$3,475,400	\$690,900
----------------------	----------------------	--------------------	------------------

\$690,900

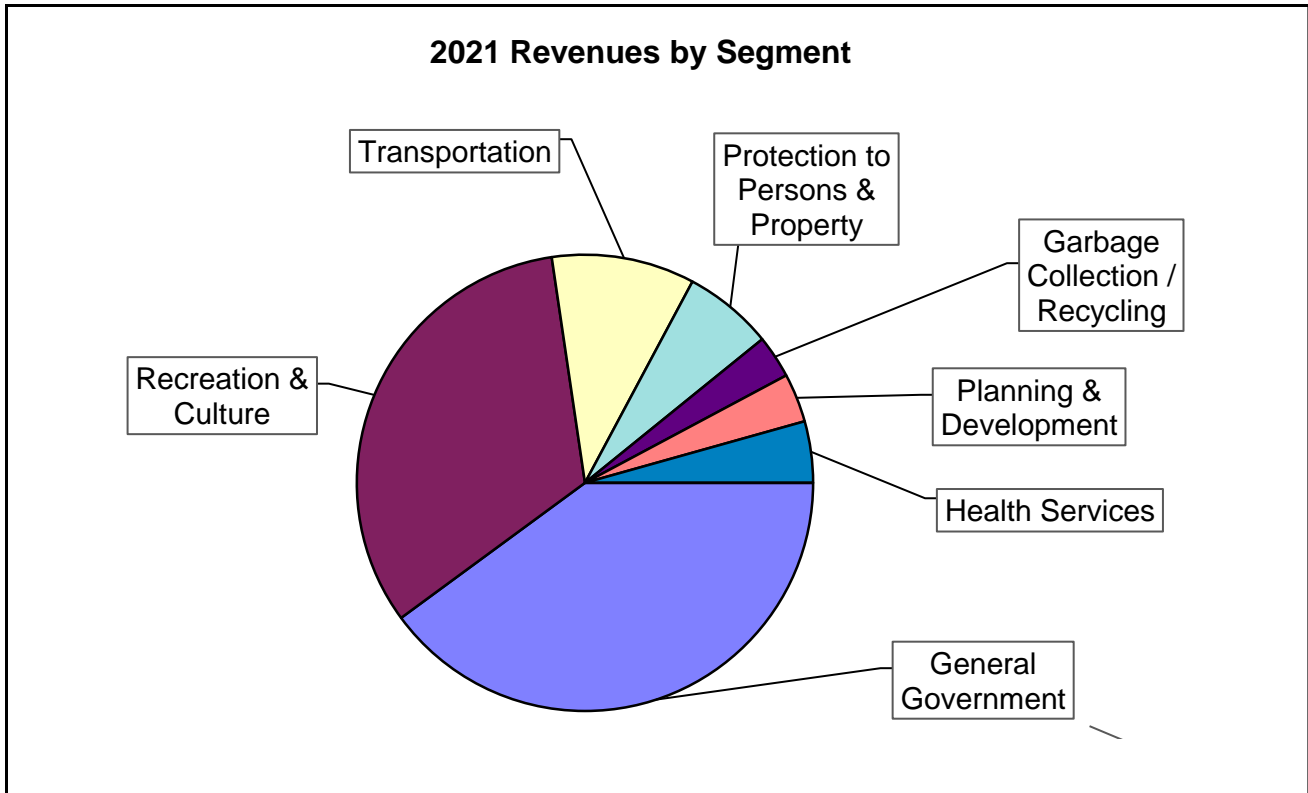
**2021 BUDGET @ December 14, 2020,
Revised Jan 11/21
Summary of Gross Expenditures (Operating/Capital)**

Department Expenditures	Amount	% of total
Protection to Persons & Property	4,174,800	26.73%
Recreation & Culture	4,727,800	30.27%
Transportation	2,722,900	17.43%
General Government	1,829,900	11.72%
Planning & Development	613,400	3.93%
Health Services	462,400	2.96%
Library	573,600	3.67%
Garbage Collection / Recycling	514,300	3.29%
GRAND TOTAL EXPENDITURES	15,619,100	100.0%



**2021 BUDGET @ December 14, 2020,
Revised Jan 11/21
Summary of Gross Revenues (Operating/Capital)**

Department Expenditures	Amount	% of total
General Government	(3,297,500)	39.92%
Recreation & Culture	(2,705,600)	32.75%
Transportation	(837,700)	10.14%
Protection to Persons & Property	(525,000)	6.36%
Garbage Collection / Recycling	(250,500)	3.03%
Planning & Development	(285,400)	3.45%
Health Services	(359,200)	4.35%
Library	-	0.00%
GRAND TOTAL REVENUES	(8,260,900)	100.0%



2 0 2 1 INCREASE / DECREASE OVER 2 0 2 0

TOTAL BUDGET

BUDGET	2020	2021	NET	INC./DEC.
TAXES (PIL's)	(\$69,400)	(\$69,300)	\$100	-0.14%
UNASSIGNED REVENUE (incl. OLG)	(\$1,883,500)	(\$916,500)	\$967,000	-51.34%
COUNCIL	\$322,400	\$338,700	\$16,300	5.06%
MUNICIPAL ADMINISTRATION	\$1,068,329	\$1,054,300	(\$14,029)	-1.31%
CIVIC CENTRE	\$213,900	\$150,700	(\$63,200)	-29.55%
HANOVER FAMILY CENTRE	\$100	(\$8,000)	(\$8,100)	-8100.00%
140 7TH AVE.	(\$32,000)	(\$32,200)	(\$200)	0.63%
267 10TH ST.	\$0	\$0	\$0	0.00%
FIRE DEPARTMENT	\$537,900	\$549,500	\$11,600	0.00%
EMERGENCY PLAN	\$3,000	\$3,000	\$0	0.00%
POLICE SERVICES	\$2,856,800	\$2,854,900	(\$1,900)	-0.07%
SVCA	\$113,500	\$113,600	\$100	0.09%
CANINE CONTROL	\$9,500	\$9,500	\$0	0.00%
BUILDING	\$116,700	\$119,300	\$2,600	2.23%
CEMETERY	\$81,200	\$49,400	(\$31,800)	-39.16%
MEDICAL CLINIC	\$82,200	\$53,800	(\$28,400)	-34.55%
PUBLIC WORKS-Roads	\$1,952,900	\$1,525,200	(\$427,700)	-21.90%
PARKING	\$82,500	\$81,400	(\$1,100)	-1.33%
STREET LIGHTING	\$110,400	\$111,500	\$1,100	1.00%
SMA	\$53,000	\$53,000	\$0	0.00%
SMART TRANSIT	\$161,000	\$114,100	(\$46,900)	-29.13%
GARBAGE COLLECTION/RECYCLING	\$256,500	\$263,800	\$7,300	2.85%
RECREATION	\$2,000,900	\$1,983,700	(\$17,200)	-0.86%
THEATRE	\$12,400	\$38,500	\$26,100	210.48%
LIBRARY	\$568,100	\$573,600	\$5,500	0.97%
PLANNING & DEVELOPMENT	(\$100)	\$3,400	\$3,500	-3500.00%
ECONOMIC DEVELOPMENT	\$283,000	\$278,100	(\$4,900)	-1.73%
BUSINESS PARK	\$48,400	\$46,500	(\$1,900)	-3.93%
GRAND TOTAL	\$8,949,629	\$9,343,500	\$393,871	4.40%
LESS:				
PROVINCIAL FUNDING ALLOCATION	(\$1,951,900)	(\$1,985,300)	(\$33,400)	1.71%
TOTAL LEVY REQUIRED	\$6,997,729	\$7,358,200	\$360,471	5.15%

\$360,471

2 0 2 1 INCREASE / DECREASE OVER 2 0 2 0

OPERATING

BUDGET	2020	2021	NET	INC./DEC.
TAXES (PIL's)	(\$69,400)	(\$69,300)	\$100	-0.14%
UNASSIGNED REVENUE (incl. OLG)	(\$1,883,500)	(\$916,500)	\$967,000	-51.34%
COUNCIL	\$322,400	\$338,700	\$16,300	5.06%
MUNICIPAL ADMINISTRATION	\$1,039,829	\$1,054,300	\$14,471	1.39%
CIVIC CENTRE	\$213,900	\$150,700	(\$63,200)	-29.55%
HANOVER FAMILY CENTRE	(\$23,100)	(\$20,200)	\$2,900	-12.55%
140 7TH AVE.	(\$32,000)	(\$32,200)	(\$200)	0.63%
267 10TH ST.	\$0	\$0	\$0	0.00%
FIRE DEPARTMENT	\$509,100	\$549,500	\$40,400	7.94%
EMERGENCY PLAN	\$3,000	\$3,000	\$0	0.00%
POLICE SERVICES	\$2,811,800	\$2,854,900	\$43,100	1.53%
SVCA	\$113,500	\$113,600	\$100	0.09%
CANINE CONTROL	\$9,500	\$9,500	\$0	0.00%
BUILDING	\$116,700	\$119,300	\$2,600	2.23%
CEMETERY	\$56,200	\$49,400	(\$6,800)	-12.10%
MEDICAL CLINIC	\$82,200	\$53,800	(\$28,400)	-34.55%
PUBLIC WORKS-Roads	\$805,100	\$846,500	\$41,400	5.14%
PARKING	\$82,500	\$81,400	(\$1,100)	-1.33%
STREET LIGHTING	\$110,400	\$111,500	\$1,100	1.00%
SMA	\$53,000	\$53,000	\$0	0.00%
SMART TRANSIT	\$161,000	\$114,100	(\$46,900)	-29.13%
GARBAGE COLLECTION/RECYCLING	\$256,500	\$263,800	\$7,300	2.85%
RECREATION	\$1,898,400	\$1,983,700	\$85,300	4.49%
THEATRE	\$12,400	\$38,500	\$26,100	210.48%
LIBRARY	\$568,100	\$573,600	\$5,500	0.97%
PLANNING & DEVELOPMENT	(\$100)	\$3,400	\$3,500	-3500.00%
ECONOMIC DEVELOPMENT	\$283,000	\$278,100	(\$4,900)	-1.73%
BUSINESS PARK	\$48,400	\$46,500	(\$1,900)	-3.93%
GRAND TOTAL	\$7,548,829	\$8,652,600	\$1,103,771	14.62%

LESS:				
PROVINCIAL FUNDING ALLOCATION	(\$1,951,900)	(\$1,985,300)	(\$33,400)	1.71%

TOTAL LEVY REQUIRED	\$5,596,929	\$6,667,300	\$1,070,371	19.12%
----------------------------	--------------------	--------------------	--------------------	---------------

\$1,070,371

2 0 2 1 INCREASE / DECREASE OVER 2 0 2 0

CAPITAL

BUDGET	2020	2021	NET	INC./DEC.
TAXES (PIL's)	\$0	\$0	\$0	0.00%
UNASSIGNED REVENUE (incl. OLG)	\$0	\$0	\$0	0.00%
COUNCIL	\$0	\$0	\$0	0.00%
MUNICIPAL ADMINISTRATION	\$28,500	\$0	(\$28,500)	4.01%
CIVIC CENTRE	\$0	\$0	\$0	0.00%
HANOVER FAMILY CENTRE	\$23,200	\$12,200	(\$11,000)	1.55%
140 7TH AVE.	\$0	\$0	\$0	0.00%
267 10TH ST.	\$0	\$0	\$0	0.00%
FIRE DEPARTMENT	\$28,800	\$0	(\$28,800)	4.06%
EMERGENCY PLAN	\$0	\$0	\$0	0.00%
POLICE SERVICES	\$45,000	\$0	(\$45,000)	6.34%
SVCA	\$0	\$0	\$0	0.00%
CANINE CONTROL	\$0	\$0	\$0	0.00%
BUILDING	\$0	\$0	\$0	0.00%
CEMETERY	\$25,000	\$0	(\$25,000)	3.52%
MEDICAL CLINIC	\$0	\$0	\$0	0.00%
PUBLIC WORKS-Roads	\$1,147,800	\$678,700	(\$469,100)	66.08%
PARKING	\$0	\$0	\$0	0.00%
STREET LIGHTING	\$0	\$0	\$0	0.00%
SMA	\$0	\$0	\$0	0.00%
SMART TRANSIT	\$0	\$0	\$0	0.00%
GARBAGE COLLECTION/RECYCLING	\$0	\$0	\$0	0.00%
RECREATION	\$102,500	\$0	(\$102,500)	14.44%
THEATRE	\$0	\$0	\$0	0.00%
LIBRARY	\$0	\$0	\$0	0.00%
PLANNING & DEVELOPMENT	\$0	\$0	\$0	0.00%
ECONOMIC DEVELOPMENT	\$0	\$0	\$0	0.00%
BUSINESS PARK	\$0	\$0	\$0	0.00%
GRAND TOTAL	\$1,400,800	\$690,900	(\$709,900)	-50.68%

LESS:				
PROVINCIAL FUNDING ALLOCATION	\$0	\$0	\$0	

TOTAL LEVY REQUIRED	\$1,400,800	\$690,900	(\$709,900)	-50.68%
----------------------------	--------------------	------------------	--------------------	----------------

(\$709,900)

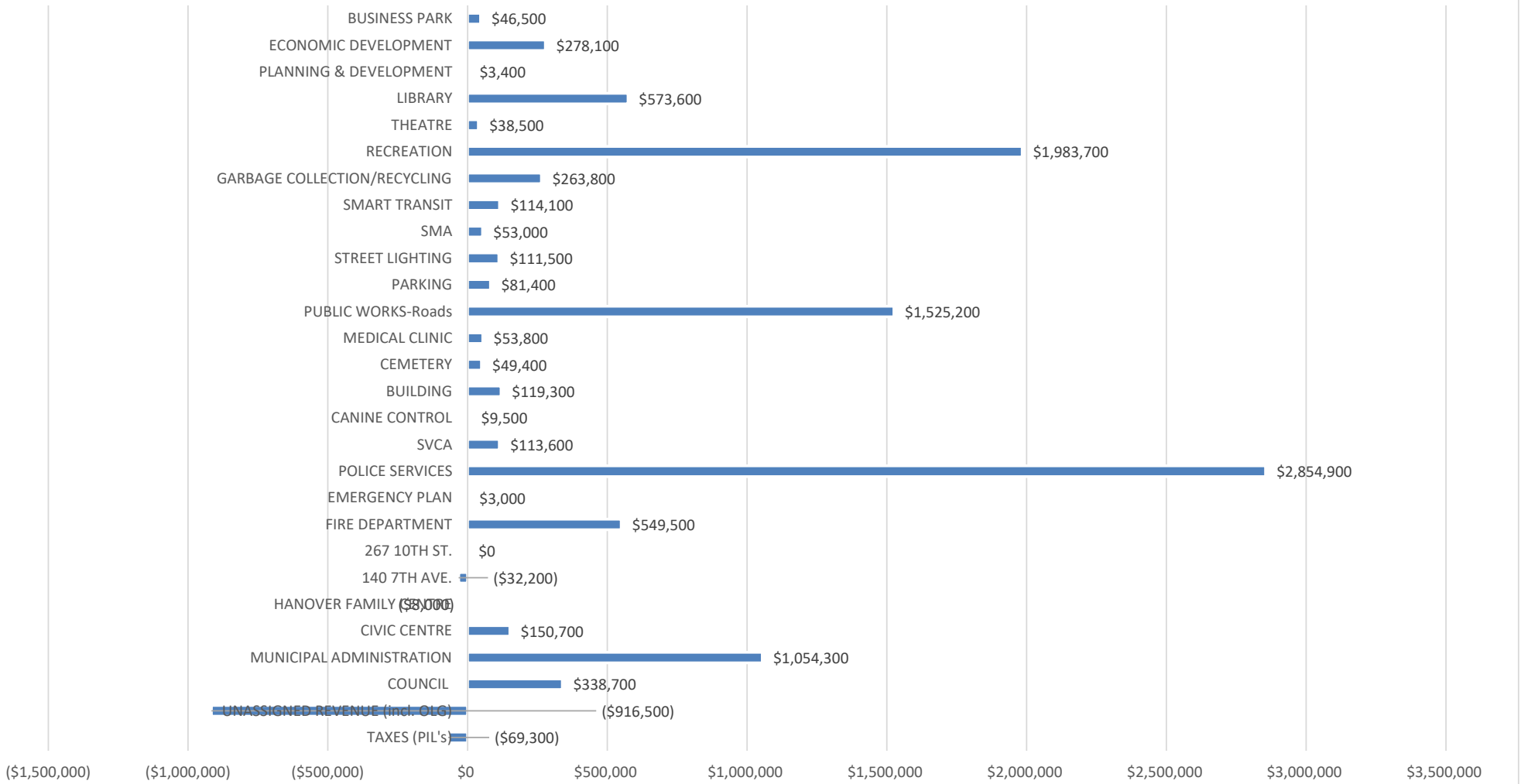
2021 INCREASE / DECREASE OVER 2020

BUDGET SUMMARY	
TAXES (PIL's)	\$100
UNASSIGNED REVENUE (incl. OLG)	\$967,000
COUNCIL	\$16,300
MUNICIPAL ADMINISTRATION	(\$14,029)
CIVIC CENTRE	(\$63,200)
HANOVER FAMILY CENTRE	(\$8,100)
140 7TH AVE.	(\$200)
267 10TH ST.	\$0
FIRE DEPARTMENT	\$11,600
EMERGENCY PLAN	\$0
POLICE SERVICES	(\$1,900)
SVCA	\$100
CANINE CONTROL	\$0
CEMETERY	(\$31,800)
MEDICAL CLINIC	(\$28,400)
PUBLIC WORKS-Roads	(\$427,700)
PARKING	(\$1,100)
STREET LIGHTING	\$1,100
SMA	\$0
SMART TRANSIT	(\$46,900)
GARBAGE COLLECTION/RECYCLING	\$7,300
RECREATION	(\$17,200)
THEATRE	\$26,100
LIBRARY	\$5,500
BUILDING	\$2,600
PLANNING & DEVELOPMENT	\$3,500
ECONOMIC DEVELOPMENT	(\$4,900)
BUSINESS PARK	(\$1,900)
GRAND TOTAL	\$393,871

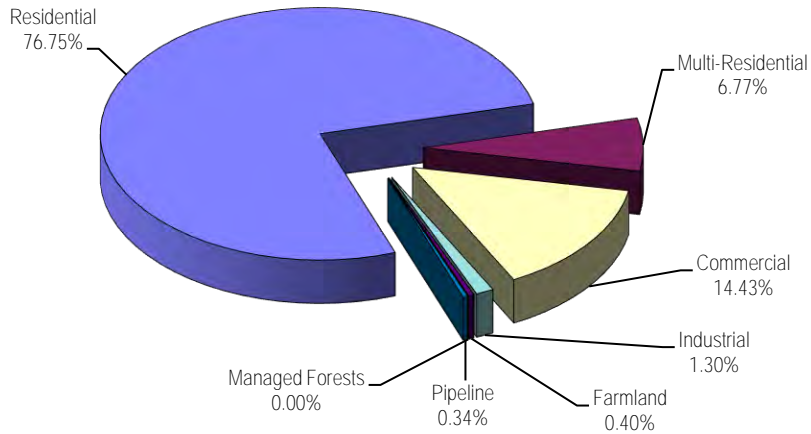
LESS:	
PROVINCIAL FUNDING ALLOCATION	(\$33,400)

TOTAL LEVY REQUIRED	\$360,471
----------------------------	------------------

Net Municipal Tax Levy/Department



2021 Assessment by Class



ASSESSMENT COMPARISON

TAX CLASS	2021 ASSESSMENT	% of Total	2020 TOTAL ASSESSMENT	% of Total	2021 vs 2020 VARIANCE	% VARIANCE 2021 vs 2020
Residential	598,458,281	76.75%	598,458,281	76.75%	0	0.00%
Multi-Residential	52,774,500	6.77%	52,774,500	6.77%	0	0.00%
Commercial	112,552,169	14.43%	112,552,169	14.43%	0	0.00%
Industrial	10,171,350	1.30%	10,171,350	1.30%	0	0.00%
Farmland	3,133,300	0.40%	3,133,300	0.40%	0	0.00%
Managed Forests	0	0.00%	0	0.00%	0	0.00%
Pipeline	2,668,000	0.34%	2,668,000	0.34%	0	0.00%
TOTALS	779,757,600	100%	779,757,600	100%	0	0.00%

REALTY TAX CLASS	2021 ASSESSMENT	2020 YEAR-END ASSESSMENT	2020 ASSESSMENT	2020 Assessment Change/Growth
Residential	598,458,281	598,458,281	582,863,920	15,594,361
Multi-Residential	52,774,500	52,774,500	52,290,500	484,000
Commercial	110,209,544	110,209,544	108,519,305	1,690,239
Commercial Vacant Land	1,736,400	1,736,400	1,580,400	156,000
Commercial Excess Land	606,225	606,225	606,225	-
Industrial	9,884,650	9,884,650	9,884,650	-
Industrial Vacant Land	260,000	260,000	233,500	26,500
Industrial Excess Land	26,700	26,700	26,700	-
Pipeline	2,668,000	2,668,000	2,663,000	5,000
Farmland	3,133,300	3,133,300	3,133,300	-
Managed Forests	-	-	-	-
TOTAL	779,757,600	779,757,600	761,801,500	17,956,100
Increase over Previous	0	17,956,100		
% Increase	0.00%	2.36%		

Tab 2 - Tax Assess

OPERATING & CAPITAL

2021 CALCULATION OF WEIGHTED ASSESSMENT AND TAX RATES

TOWN OF HANOVER

TOTAL

Cross Referenced with Budget Summary Spreadsheet

Step 1 Calculate Weighted Assessment

	Assessment		Tax Ratio		Vacancy Factor %		Weighted Assessment	Percentage Share of Total
Residential and Farm	598,458,281	X	1.000000	X	100% =		598,458,281	71.09%
Multi-Residential	51,161,500	X	1.441197	X	100% =		73,733,800	8.76%
New Multi-Residential	1,613,000		1.000000	X	100%		1,613,000	0.19%
Commercial	110,209,544	X	1.306940	X	100% =		144,037,261	17.11%
Commercial Vacant	1,736,400	X	1.306940	X	70% =		1,588,559	0.19%
Commercial Excess	606,225	X	1.306940	X	70% =		554,610	0.07%
Industrial	9,884,650	X	1.858187	X	100% =		18,367,528	2.18%
Industrial Vacant	260,000	X	1.858187	X	65% =		314,034	0.04%
Industrial Excess	26,700	X	1.858187	X	65% =		32,249	0.00%
Pipelines	2,668,000	X	0.906848	X	100% =		2,419,470	0.29%
Farmlands	3,133,300	X	0.218000	X	100% =		683,059	0.08%
Managed Forest	0	X	0.250000	X	100% =		0	0.00%
TOTAL	779,757,600						841,801,852	100%

{ 692,305,325 - 751,000 RD Only -- Education ONLY Eventually Exempt }

Step 2 Calculate Class 1 Tax Rate

	Assessment		Municipal Taxes
Weighted CVA	841,801,852		
Levy Requirement	7,358,200	\$ 100,000	\$ 874.10
Class 1 Tax Rate	0.00874101		

Step 3 Calculate Tax Rates for All Others Classes

	Class 1 Tax Rate		Tax Ratio		Vacancy Factor		Class Tax Rates	Incr. over Prev. Yr
Residential and Farm	0.00874101	X	1.0000	X	100% =		0.00874101	2.82%
Multi-Residential	0.00874101	X	1.4412	X	100% =		0.01259752	
New Multi-Residential	0.00874101	X	1.0000	X	100% =		0.00874101	
Commercial	0.00874101	X	1.3069	X	100% =		0.01142398	
Commercial Vacant	0.00874101	X	1.3069	X	70% =		0.00799678	
Commercial Land	0.00874101	X	1.3069	X	70% =		0.00799678	
Industrial	0.00874101	X	1.8582	X	100% =		0.01624243	
Industrial Vacant	0.00874101	X	1.8582	X	65% =		0.01055758	
Industrial Land	0.00874101	X	1.8582	X	65% =		0.01055758	
Pipelines	0.00874101	X	0.9068	X	100% =		0.00792677	
Farmlands	0.00874101	X	0.2180	X	100% =		0.00190554	
Managed Forest	0.00874101	X	0.2500	X	100% =		0.00218525	

Step 4 Proof-Do Tax Rates Raise the Correct Levy

	Class 1 Tax Rate		Class Tax Rate		Prior Ratio
Residential and Farm	598,458,281	X	0.00874101	=	\$5,231,130
Multi-Residential	51,161,500	X	0.01259752	=	\$644,508
New Multi-Residential	1,613,000	X	0.00874101	=	\$14,099
Commercial	110,209,544	X	0.01142398	=	\$1,259,031
Commercial Vacant	1,736,400	X	0.00799678	=	\$13,886
Commercial Land	606,225	X	0.00799678	=	\$4,848
Industrial	9,884,650	X	0.01624243	=	\$160,551
Industrial Vacant	260,000	X	0.01055758	=	\$2,745
Industrial Land	26,700	X	0.01055758	=	\$282
Pipelines	2,668,000	X	0.00792677	=	\$21,149
Farmlands	3,133,300	X	0.00190554	=	\$5,971
Managed Forest	0	X	0.00218525	=	\$0
TOTAL	779,757,600				7,358,198

LEVY REQUIRED	\$7,358,200			
LEVY CALCULATED	\$7,358,198	DIFFERENCE		2

2020 AVERAGE HOUSEHOLD TAXATION HANOVER

households	0.00850145	X	\$100,000	=	\$850.15	
households	0.00850145	X	\$219,944	=	\$1,869.85	(based on Hanover's 2020 avg. res. Assessment)

2021 AVERAGE HOUSEHOLD TAXATION HANOVER

0.00%

Hanover's Average Residential Assessment Increase

households	0.00874101	X	\$100,000	=	\$874.10	
households	0.00874101	X	\$219,944	=	\$1,922.53	(based on 2021 avg. res. Assessment @ 0.00% avg. increase)

Average Inc/Dec for 2021 over 2020 assessment figures
--

\$100,000
\$219,944

\$23.96
\$52.68

2.82% INCREASE
2.82% INCREASE

***** ONE PERCENT INCREASE OR DECREASE IS: \$69,977 ON THE AMOUNT LEVIED
WE ARE CURRENTLY LEVYING \$ 7,358,200

2021 BUDGET vs 2020 BUDGET

	2020	2020	2021	BUDGET	BUDGET
ADMINISTRATION	Approved	Actuals	Proposed	CHANGE	CHANGE
				\$	%
1100 Council					
01-1100-0566 DONATIONS/GRANTS	-	-10	0	-	
01-1100-1110 REGULAR SALARIES	143,300	142,889	143,300	-	-
01-1100-1120 PER DIEMS	3,700	1,130	3,700	-	-
01-1100-1510 EMPLOYEE BENEFITS	8,300	8,434	8,300	-	-
01-1100-3106 PROF DEV/TRAVEL-PATERSON	2,300	77	500	(1,800)	(78)
01-1100-3115 PROF DEV/TRAVEL-FLEET	2,300	15	500	(1,800)	(78)
01-1100-3116 PROF DEV/TRAVEL-DICKERT	2,300	28	500	(1,800)	(78)
01-1100-3117 PROF DEV/TRAVEL-FITZSIMMONS	2,300	1	500	(1,800)	(78)
01-1100-3118 PROF DEV/TRAVEL-KOEBEL	2,300		500	(1,800)	(78)
01-1100-3119 PROF DEV/TRAVEL-HOCKING	2,300	14	500	(1,800)	(78)
01-1100-3120 PROF DEV/TRAVEL-HICKS	2,300	2,172	0	(2,300)	(100)
01-1100-3128 SUBSCRIPTIONS & MEMBERSHIPS	3,100	3,247	3,100	-	-
01-1100-3129 EMPLOYEE SERVICE AWARDS	2,500	700	2,700	200	8
01-1100-3130 EMERGENCY PANDEMIC EXPENSES	-	146,525	20,000	20,000	
01-1100-3131 EVENT #3- STAFF ANNUAL	7,000	5,689	7,500	500	7
01-1100-3132 ACKNOWLEDGMENTS/PROMOTION	11,000	10,059	8,000	(3,000)	(27)
01-1100-3215 PRINTING & ADVERTISING	2,100	647	2,200	100	5
01-1100-3311 INTEGRITY COMMISSIONER	1,500	2,148	1,500	-	-
01-1100-3322 PHOTO SERVICE	-	362		-	
01-1100-3710 INSURANCE (GENERAL)	26,800	27,953	38,400	11,600	43
01-1100-3810 GRANTS TO ORGANIZATIONS	12,000	10,500	12,000	-	-
01-1100-4177 CONTRIBUTION-RETENTION DONATION	85,000	85,000	85,000	-	-
Total 1100 Council	322,400	447,580	338,700	16,300	5

2021 BUDGET vs 2020 BUDGET

	2020	2020	2021	BUDGET	BUDGET
	Approved	Actuals	Proposed	CHANGE	CHANGE
				\$	%
CORPORATE SERVICES					
1 General Government					
0510 Taxes for Own Use					
01-0510-0111 GENERAL TAX LEVY		-6,997,728		-	
01-0510-0122 SHARE/HOSPITAL- P.I.L.	-5,200	-5,286	-6,000	(800)	15
01-0510-0123 HYDRO/WESTARIO P.I.L.	-13,100	-12,370	-12,400	700	(5)
01-0510-0211 GENERAL TAX LEVY - SUPPS	-54,000	-72,264	-54,000	-	-
01-0510-0251 SHARE/TOWN PROPERTY-P.I.L.	-17,300	-17,360	-17,300	-	-
01-0510-0252 UTILITY TRANSMISSION CORRIDOR	-800	-778	-800	-	-
01-0510-4500 VACANCY REBATES(COMM/INDUST.)	20,000	16,610	20,000	-	-
01-0510-4510 REBATES TO ELIGIBLE CHARITIES	1,000	1,214	1,200	200	20
Total 0510 Taxes for Own Use	-69,400	-7,087,962	-69,300	100	(0)
0620 Provincial Funding					
01-0620-0310 ONT.MUN.PARTNERSHIP FUND ALLOC	-1,951,900	-1,951,900	-1,985,300	(33,400)	2
Total 0620 Provincial Funding	-1,951,900	-1,951,900	-1,985,300	(33,400)	2
0690 Unassigned Revenue					
01-0690-0521 PROVINCIAL GRANTS		-1,207,200	-45,000	(45,000)	
01-0690-0570 OLCG PROVINCIAL FUNDING	-1,400,000	-255,763	-375,000	1,025,000	(73)
01-0690-0593 LAS-ONT POWER GENERATE.REBATE		-2,973		-	
01-0690-0815 MARRIAGE/LOTTERY LICENCES	-10,000	-9,679	-10,000	-	-
01-0690-0820 TAXI LICENCES	-4,700	-4,750	-4,700	-	-
01-0690-0881 FEES & MISC. CHARGES	-15,100	-15,536	-15,100	-	-
01-0690-0883 D.I.A. ADMINISTRATION FEE	-1,800	-1,800	-1,800	-	-
01-0690-0884 WATER/SEWAGE DEPT.-ADMIN.FEE	-83,600	-83,600	-85,200	(1,600)	2
01-0690-0885 LIBRARY COMPUTER SERVICE FEE	-2,800	-2,800	-2,900	(100)	4
01-0690-0886 WATER/SEWAGE COMPUTER SER.FEES	-12,000	-12,000	-13,000	(1,000)	8
01-0690-0890 LANDFILL ADMIN. FEE(INTERNAL)	-68,000	-68,000	-69,400	(1,400)	2
01-0690-0911 PENALTY & INTEREST : CURRENT	-55,000	-58,883	-55,000	-	-
01-0690-0915 WATER/SEWER PENALTIES	-12,000	-18,759	-15,000	(3,000)	25
01-0690-0922 MONTHLY BANK INTEREST	-65,000	-66,059	-50,000	15,000	(23)
01-0690-0924 INTEREST-INTERNAL-OWN FUNDS	-6,400	-19,931	-17,300	(10,900)	170
01-0690-0927 INTEREST-P.NOTE-WESTARIO POWER	-46,800	-39,078	-46,800	-	-
01-0690-0928 WESTARIO DIVIDEND ON SHARES	-100,000	-120,719	-110,000	(10,000)	10
01-0690-0972 NSF CHEQUE SERVICE CHARGE	-300	-320	-300	-	-
Total 0690 Unassigned Revenue	-1,883,500	-1,987,850	-916,500	967,000	(51)

	2020	2020	2021	BUDGET	BUDGET
CORPORATE SERVICES	Approved	Actuals	Proposed	CHANGE	CHANGE
				\$	%
1200 Administration					
01-1200-0579 MISC REVENUE		-49,560		-	
01-1200-0934 TRANSFER FROM RESERVES	-36,300	-8,766	-1,300	35,000	(96)
01-1200-1110 REGULAR SALARIES	479,500	477,665	497,400	17,900	4
01-1200-1152 WAGE ACCRUAL(ANN.ADJ./AUDIT)		-4,153		-	
01-1200-1510 EMPLOYEE BENEFITS	126,900	128,213	124,900	(2,000)	(2)
01-1200-1516 WSIB	13,100	16,850	13,700	600	5
01-1200-1519 EMPLOYEE ASSISTANCE PROGRAM	1,000	54	1,000	-	-
01-1200-2130 OFFICE & STATIONERY SUPPLIES	7,500	8,306	11,000	3,500	47
01-1200-2131 HEALTH & SAFETY/CORPORATE TRAINING EXPENSE	15,100	7,983	11,600	(3,500)	(23)
01-1200-3110 PROF.DEV./TRAINING/TRAVEL	22,900	3,713	11,900	(11,000)	(48)
01-1200-3128 SUBSCRIPTIONS & MEMBERSHIPS	4,500	4,365	6,900	2,400	53
01-1200-3210 POSTAGE	16,000	11,870	16,000	-	-
01-1200-3212 TELEPHONE & FAX	7,000	6,260	7,000	-	-
01-1200-3215 PRINTING & ADVERTISING	2,000		2,000	-	-
01-1200-3307 INSURANCE SETTLEMENTS	-	15,000			
01-1200-3310 AUDIT SERVICE	8,000	7,529	7,500	(500)	(6)
01-1200-3311 LEGAL SERVICE	20,000	88,416	20,000	-	-
01-1200-3316 CONSULTANTS FEES	55,100	38,226	25,500	(29,600)	(54)
01-1200-3325 COMPUTER SERVICES/SUPPLIES	75,300	57,951	79,500	4,200	6
01-1200-3513 PHOTOCOPIER RENT/MTCE CONTRACT	3,000	-756	3,000	-	-
01-1200-3710 INSURANCE (GENERAL)	25,900	27,110	35,900	10,000	39
01-1200-4110 BANK SERVICE CHARGES	4,100	4,202	4,100	-	-
01-1200-4410 CASHIERS OVER/SHORT		-16		-	
01-1200-5212 TRANSFER TO RESERVE FUND	100,500	100,500	105,000	4,500	4
01-1200-5213 TRANSFER TO RESERVE	115,229	68,569	70,000	(45,229)	(39)
01-1200-5230 LEASE PRINCIPAL PAYMENTS	2,000	1,743	1,700	(300)	(15)
01-1200-6000 AMORTIZATION EXPENSE - TCA	40,600		42,000	1,400	3
01-1200-6100 CHANGE IN INVESTMENT IN CAPITAL ASSETS	-40,600		-42,000	(1,400)	3
Total 1200 Administration	1,068,329	1,011,274	1,054,300	(14,029)	(1)
TOTAL CORPORATE SERVICES	(2,836,471)	(10,016,438)	(1,916,800)	919,671	(32)

2021 BUDGET vs 2020 BUDGET

	2020	2020	2021	BUDGET	BUDGET
	Approved	Actuals	Proposed	CHANGE	CHANGE
CIVIC FACILITIES				\$	%
1300 Property - Civic Centre					
01-1300-0521 ONTARIO CONDITIONAL GRANT		-			
01-1300-0579 MISC REVENUE			-15,000		
01-1300-0614 SAUGEEN ROOM RENTAL FEES					
01-1300-0934 TRANSFER FROM RESERVES		-218,360		-	
01-1300-0937 TRANSFER FROM LIBRARY	-122,200	-122,200	-124,600	(2,400)	2
01-1300-0999 PROCEEDS ON TCA DISPOSALS	-1,500		0	1,500	(100)
01-1300-1110 REGULAR SALARIES	77,700	96,286	97,200	19,500	25
01-1300-1111 PART-TIME SALARIES	37,700	44,110	20,600	(17,100)	(45)
01-1300-1112 OVERTIME (TIME & HALF)		18		-	
01-1300-1152 WAGE ACCRUAL(ANN.ADJ./AUDIT)		-2,575		-	
01-1300-1510 EMPLOYEE BENEFITS	26,600	29,369	27,100	500	2
01-1300-1516 WSIB	3,600	7,288	3,700	100	3
01-1300-1519 EMPLOYEE ASSISTANCE PROGRAM		107		-	
01-1300-2214 UNIFORMS & CLOTHING	600	339	600	-	-
01-1300-2410 2009 CHEV HALF-TON TRUCK	1,100	1,010	1,200	100	9
01-1300-3110 PROF.DEV./TRAINING/HEALTH&SAFETY	1,500	1,192	700	(800)	(53)
01-1300-3128 SUBSCRIPTIONS & MEMBERSHIPS	100		100	-	-
01-1300-3212 TELEPHONE	700	561	700	-	-
01-1300-3400 SHARED BUILDING/PROP.MTCE.	63,200	72,700	39,500	(23,700)	(38)
01-1300-3402 CHILLER SERVICE/MTCE.CONTRACT	9,000	3,879	9,000	-	-
01-1300-3411 GENERATOR SERV/MNTC CONTRACT	4,100	1,322	4,400	300	7
01-1300-3544 ELEVATOR SERVICE CONTRACT	3,300	3,299	3,400	100	3
01-1300-3623 MACHINERY RENTAL-"TOWN EQUIPMENT"					
01-1300-3710 INSURANCE (GENERAL)	7,600	11,822	10,100	2,500	33
01-1300-3712 WATER/SEWAGE	3,500	3,038	3,600	100	3
01-1300-3713 GAS (HEATING)	8,800	8,236	9,000	200	2
01-1300-3716 HYDRO (GENERAL SERVICE) #1	49,600	41,717	50,600	1,000	2
01-1300-5210 TCA PURCHASES	30,000	256,777	0	(30,000)	(100)
01-1300-5213 TRANSFER TO RESERVE	10,000	10,034	10,000	-	-
01-1300-6000 AMORTIZATION EXPENSE - TCA	40,300		41,100	800	2
01-1300-6100 CHANGE IN INVESTMENT IN CAPITAL ASSETS	-40,300		-41,100	(800)	2
Total 1300 Property - Civic Centre	215,000	249,969	151,900	(63,100)	(29)
1301 Property - Saugeen Room					
01-1301-0614 SAUGEEN ROOM RENTALS	-5,000	-1,322	-5,100	(100)	2
01-1301-1110 REGULAR SALARIES	1,700	2,087	1,800	100	6
01-1301-1111 PART-TIME SALARIES	700	1,142	700	-	-
01-1301-1510 EMPLOYEE BENEFITS	500	631	500	-	-
01-1301-1516 WSIB	100		100	-	-
01-1301-3400 SHARED BUILDING EXPENSES	900		800	(100)	(11)
Total 1301 Property - Saugeen Room	-1,100	2,538	-1,200	(100)	9

	2020	2020	2021	BUDGET	BUDGET
	Approved	Actuals	Proposed	CHANGE	CHANGE
CIVIC FACILITIES				\$	%
1340 Property - Hanover Family Centre					
01-1340-0740 LEASE-O.S.AREA FAMILY YMCA	-28,900	-31,405	-29,500	(600)	2
01-1340-0741 LEASE-KEYSTONE FAMILY SERVICES	-26,000	-28,141	-38,600	(12,600)	48
01-1340-0742 RENT-GYMNASIUM	-29,200	-26,701	-30,600	(1,400)	5
01-1340-1110 REGULAR SALARIES	8,800	6,984	11,000	2,200	25
01-1340-1111 PART-TIME SALARIES	4,300	3,781	2,400	(1,900)	(44)
01-1340-1152 WAGE ACCRUAL(ANN.ADJ.AUDIT)		-46		-	
01-1340-1510 EMPLOYEE BENEFITS	3,000	2,087	3,000	-	-
01-1340-1516 WSIB	400		400	-	-
01-1340-2213 CLEANING/JANITORIAL SUPPLIES	1,000		1,000	-	-
01-1340-3212 TELEPHONE	400	360	400	-	-
01-1340-3325 COMPUTER SERVICES	300	195	300	-	-
01-1340-3410 PROPERTY MAINTENANCE/PURCHASES	15,900	12,123	18,100	2,200	14
01-1340-3413 GENERAL EQUIPMENT MTCE/REPAIRS	600		700	100	17
01-1340-3710 INSURANCE (GENERAL)	4,100	4,295	5,500	1,400	34
01-1340-3712 WATER/SEWAGE	5,200	4,519	5,400	200	4
01-1340-3713 GAS (HEATING)	5,000	3,878	5,100	100	2
01-1340-3716 HYDRO (GENERAL SERVICE) #1	12,000	7,552	13,000	1,000	8
01-1340-5210 TCA PURCHASES	23,200		24,400	1,200	5
Total 1340 Property - Hanover Family Centre	100	-40,519	-8,000	(8,100)	(8,100)
1360 Property - 140 7th Avenue					
01-1360-0833 LEASE-GREY COUNTY/OWEN SOUND	-38,200	-35,290	-38,700	(500)	1
01-1360-0834 LEASE SUITE #2	-21,300	-21,260	-21,800	(500)	2
01-1360-1110 REGULAR SALARIES	3,100	4,965	3,200	100	3
01-1360-1111 PART-TIME SALARIES	600	2,066	600	-	-
01-1360-1112 OVERTIME (TIME & HALF)		69		-	
01-1360-1113 OVERTIME (DOUBLE)		102		-	
01-1360-1152 WAGE ACCRUAL(ANN.ADJ./AUDIT)	-	-34	-	-	
01-1360-1510 EMPLOYEE BENEFITS	900	1,503	700	(200)	(22)
01-1360-1516 WSIB	100		100	-	-
01-1360-3410 BUILDINGS MTCE/REPAIRS	4,300	6,327	4,300	-	-
01-1360-3623 MACHINERY RENTAL-"TOWN EQUIPMENT"	800	1,037	800	-	-
01-1360-3710 INSURANCE (GENERAL)	1,000	948	1,400	400	40
01-1360-3711 COUNTY SHARE - UTILITIES (HYDRO/WATER-SEW)	4,200	1,939	4,200	-	-
01-1360-3712 WATER/SEWAGE	1,200	646	1,300	100	8
01-1360-3713 GAS (HEATING)	2,500	2,438	2,600	100	4
01-1360-3716 HYDRO (GENERAL SERVICE) #1	7,300	2,955	7,500	200	3
01-1360-3726 TAXES - P.I.L	1,500	1,393	1,600	100	7
Total 1360 Property - 140 7th Avenue	-32,000	-30,196	-32,200	(200)	1
1380 Property - 267 10th St (Bluewater Radio)					
01-1380-0614 RENTAL (LEASE) FEES	-24,000	-7,000	-	24,000	(100)
01-1380-1110 REGULAR SALARIES		329	-	-	
01-1380-1510 EMPLOYEE BENEFITS		53	-	-	
01-1380-3311 LEGAL SERVICE	16,400		-	(16,400)	(100)
01-1380-3400 PROPERTY MTCE/REPAIRS	1,900	169	-	(1,900)	(100)
01-1380-3710 INSURANCE (GENERAL)	200	177	-	(200)	(100)
01-1380-3712 WATER/SEWAGE	1,100	946	-	(1,100)	(100)
01-1380-3716 HYDRO (GENERAL SERVICE) #1	0	264	-	-	
01-1380-3726 TAXES (PROPERTY)	4,400	2,220	-	(4,400)	(100)
Total 1380 Property - 267 10th St (Bluewater Radio)	0	-2,842		-	

	2020	2020	2021	BUDGET	BUDGET
	Approved	Actuals	Proposed	CHANGE	CHANGE
CIVIC FACILITIES				\$	%
5300 Medical Clinic					
01-5300-0350 LEASE-DOCTORS	-112,900	-112,903	-115,100	(2,200)	2
01-5300-0351 LEASE-PHARMASAVE & HOME HEALTH CARE	-72,000	-71,957	-73,400	(1,400)	2
01-5300-0352 LEASE-LIFELABS	-20,600	-20,658	-21,200	(600)	3
01-5300-0744 LEASE-ACTIVEARS HEARING CENTRE INC	-15,100	-15,130	-15,400	(300)	2
01-5300-0745 LEASE-SAUGEEN OPTOMETRIC CENTRE	-46,800	-46,846	-47,500	(700)	1
01-5300-0746 LOCUM RESIDENCES					
01-5300-0881 MISC. FEES/CHARGES					
01-5300-0934 TRANSFER FROM RESERVES					
01-5300-1110 REGULAR SALARIES	63,300	51,469	82,500	19,200	30
01-5300-1111 PART-TIME SALARIES	35,700	39,401	18,500	(17,200)	(48)
01-5300-1152 WAGE ACCRUAL(ANN.ADJ./AUDIT)	-	-1,016	0	-	
01-5300-1510 EMPLOYEE BENEFITS	22,400	17,994	24,100	1,700	8
01-5300-1516 WSIB	3,100		3,200	100	3
01-5300-2410 2009 CHEV HALF TON TRUCK ALLOCATED EXPEN	1,000	1,010	1,000	-	-
01-5300-3212 TELEPHONE	2,100	1,893	2,100	-	-
01-5300-3325 COMPUTER SERVICES/SUPPLIES	2,600	1,731	2,600	-	-
01-5300-3402 AC/HEAT SERVICE/MTCE CONTRACT	5,200	2,940	5,200	-	-
01-5300-3410 PROPERTY MAINTENANCE/PURCHASES	58,600	38,843	53,200	(5,400)	(9)
01-5300-3525 CONTRACTED STAFF - HMA Offices	-			-	
01-5300-3710 INSURANCE (GENERAL)	3,800	3,990	5,100	1,300	34
01-5300-3712 WATER/SEWAGE	4,600	3,638	4,700	100	2
01-5300-3713 GAS (HEATING)	6,000	5,169	6,200	200	3
01-5300-3716 HYDRO (GENERAL SERVICE) #1	30,000	21,861	30,100	100	0
01-5300-4220 INTEREST PAYMENT ON LOAN					
01-5300-5210 TCA PURCHASES		13,767			
01-5300-5213 TRANSFER TO RESERVE	116,200	116,167	91,200	(25,000)	(22)
01-5300-5230 PAYMENT ON LOAN PRINCIPAL					
01-5300-6000 AMORTIZATION EXPENSE - TCA	56,900		58,600	1,700	3
01-5300-6100 CHANGE IN INVESTMENT IN CAPITAL ASSETS	-56,900		-58,600	(1,700)	3
Total 5300 Medical Clinic	87,200	51,363	57,100	(30,100)	(35)
5301 Medical Clinic - Locums					
01-5301-0746 LOCUM RESIDENCES	-10,000	-9,684	-10,000	-	-
01-5301-1110 REGULAR SALARIES		686	700	700	
01-5301-1111 PART-TIME SALARIES		732	600	600	
01-5301-1510 EMPLOYEE BENEFITS		267	300	300	
01-5301-1516 WSIB			100	100	
01-5301-3410 PROPERTY MTCE/EQUIPMENT	5,000	2,194	5,000	-	-
Total 5301 Medical Clinic - Locums	(5,000)	(5,805)	(3,300)	1,700	(34)
7830 Hanover Civic Theatre					
01-7830-0579 MISC REVENUE			-1,350,000	(1,350,000)	
01-7830-0614 RENTAL FEES	-30,000	-2,697	0	30,000	(100)
01-7830-0936 TRANSFER FROM RESERVE FUND	-40,000		-513,000	(473,000)	1,183
01-7830-1110 REGULAR SALARIES	6,400	1,966	0	(6,400)	(100)
01-7830-1111 PART-TIME SALARIES	2,400	1,755	0	(2,400)	(100)
01-7830-1152 WAGE ACCRUAL(ANN.ADJ.AUDIT)		-202		-	
01-7830-1510 EMPLOYEE BENEFITS	2,100	708	0	(2,100)	(100)
01-7830-1516 WSIB	300		0	(300)	(100)
01-7830-2410 2009 CHEV HALF-TON ALLOCATED EXPENSES	200	112	0	(200)	(100)
01-7830-3400 SHARED BUILDING/PROP MTCE.	6,200	4,077	5,700	(500)	(8)
01-7830-3402 CHILLER SERVICE/MTCE.CONTRACT	1,000	215	1,000	-	-
01-7830-3410 PROPERTY MAINTENANCE/PURCHASES	4,100	356	1,800	(2,300)	(56)

Tab 6 - Civic Facilities

	2020	2020	2021	BUDGET	BUDGET
	Approved	Actuals	Proposed	CHANGE	CHANGE
CIVIC FACILITIES				\$	%
01-7830-3411 GENERATOR SERV/MNTC CONTRACT	200	73	200	-	-
01-7830-3544 ELEVATOR SERVICE CONTRACT	1,000	813	1,000	-	-
01-7830-3710 INSURANCE (GENERAL)	1,700	1,578	2,300	600	35
01-7830-3712 WATER/SEWAGE	500	189	600	100	20
01-7830-3713 GAS (HEATING)	2,000	984	2,100	100	5
01-7830-3716 HYDRO (GENERAL SERVICE) #1	7,500	3,911	7,700	200	3
01-7830-5210 TCA PURCHASES	40,000	96	1,863,000	1,823,000	4,558
01-7830-6000 AMORTIZATION EXPENSE - TCA	6,800		6,800	-	-
01-7830-6100 CHANGE IN INVESTMENT IN CAPITAL ASSETS	-6,800		-6,800	-	-
Total 7830 Hanover Civic Theatre	5,600	13,934	22,400	16,800	300
7831 Community Hall					
01-7831-0614 COMMUNITY HALL RENTALS	-500		0	500	(100)
01-7831-1110 REGULAR SALARIES	2,100	1,083	0	(2,100)	(100)
01-7831-1111 PART-TIME SALARIES	800	385	0	(800)	(100)
01-7831-1112 OVERTIME (TIME & HALF)					
01-7831-1152 WAGE ACCRUAL(ANN.ADJ./AUDIT)					
01-7831-1510 EMPLOYEE BENEFITS	700	322	0	(700)	(100)
01-7831-1516 WSIB	100		0	(100)	(100)
01-7831-2410 2009 CHEV HALF-TON ALLOCATED EXPENSES	0	112	0	-	
01-7831-3400 SHARED BLDG/COMM HALL MAINTENANCE	3,600	1,508	9,200	5,600	156
01-7831-3402 CHILLER SERVICE/MTCE.CONTRACT	0	215	200	200	
01-7831-3411 GENERATOR SERV/MNTC CONTRACT	0	73	100	100	
01-7831-3544 ELEVATOR SERVICE CONTRACT	0	813	800	800	
01-7831-3712 WATER/SEWAGE	0	189	300	300	
01-7831-3713 GAS (HEATING)	0	984	1,000	1,000	
01-7831-3716 HYDRO (GENERAL SERVICE) #1	0	3,911	4,500	4,500	
Total 7831 Community Hall	6,800	9,595	16,100	9,300	137
TOTAL CIVIC FACILITIES	276,600	248,037	202,800	(73,800)	(27)

2021 BUDGET vs 2020 BUDGET

	2020	2020	2021	BUDGET	BUDGET
FIRE & EMERGENCY MEASURES	Approved	Actuals	Proposed	CHANGE	CHANGE
				\$	%
2100 Fire					
01-2100-0518 DONATIONS	-12,000	-31,365	-500	11,500	(96)
01-2100-0541 TOWNSHIP OF WEST GREY	-59,500	-59,466	-60,000	(500)	1
01-2100-0542 MUNICIPALITY OF BROCKTON	-67,800	-67,800	-68,000	(200)	0
01-2100-0551 OTHER GRANTS	0	-6,600	-3,000	(3,000)	
01-2100-0579 FEES/MISC.CHARGES	-40,800	-30,794	-39,300	1,500	(4)
01-2100-0934 TRANSFER FROM RESERVES	-67,800	-61,622	-	67,800	(100)
01-2100-0999 PROCEEDS ON TCA DISPOSALS	-2,200	-3,500	-4,000	(1,800)	82
01-2100-1110 REGULAR SALARIES	99,500	98,881	101,600	2,100	2
01-2100-1111 PART-TIME SALARIES	268,900	228,544	296,500	27,600	10
01-2100-1112 OVERTIME (TIME & HALF)		44		-	
01-2100-1113 OVERTIME (DOUBLE) SNOW REMOVAL		238		-	
01-2100-1114 OUT-TOWN/IN-TOWN->2HRS					
01-2100-1120 PER DIEMS					
01-2100-1152 WAGE ACCRUAL(ANN.ADJ./AUDIT)		-4,723		-	
01-2100-1510 EMPLOYEE BENEFITS	33,800	32,634	35,000	1,200	4
01-2100-1516 WSIB	11,200	10,739	12,200	1,000	9
01-2100-1519 EMPLOYEE ASSISTANCE PROGRAM	600	363	600	-	-
01-2100-2214 UNIFORMS & CLOTHING	9,900	5,220	4,600	(5,300)	(54)
01-2100-2217 PAGERS/RADIOS/LICENCE	3,000	2,989	8,400	5,400	180
01-2100-2233 GENERAL SUPPLIES & EQUIPMENT	51,600	72,983	40,900	(10,700)	(21)
01-2100-2254 SELF CONTAINED BREATHING APP.	5,300	4,926	7,100	1,800	34
01-2100-2255 FIRE PREVENTION/PUBLIC RELATIONS	3,500	825	3,100	(400)	(11)
01-2100-3110 PROF.DEV./TRAINING/TRAVEL	15,900	8,127	16,400	500	3
01-2100-3128 SUBSCRIPTIONS & MEMBERSHIPS	2,500	2,792	2,500	-	-
01-2100-3212 TELEPHONE	1,500	2,349	1,500	-	-
01-2100-3218 FIRE DISPATCH SERVICE	17,200	11,979	17,600	400	2
01-2100-3325 COMPUTER SERVICES/SUPPLIES	5,800	6,975	9,100	3,300	57
01-2100-3410 BUILDINGS MTCE/REPAIRS	9,000	12,125	6,300	(2,700)	(30)
01-2100-3413 GENERAL EQUIPMENT MTCE/REPAIRS	3,600	2,643	4,800	1,200	33
01-2100-3425 BUNKER GEAR CLEANING/REPAIR	3,500	2,165	3,200	(300)	(9)
01-2100-3623 MACHINERY RENTAL-"TOWN EQUIPMENT"	800	368	800	-	-
01-2100-3710 INSURANCE (GENERAL)	9,000	10,262	17,000	8,000	89
01-2100-3712 WATER/SEWAGE	500	681	500	-	-
01-2100-3713 GAS (HEATING)	4,000	3,281	4,000	-	-
01-2100-3716 HYDRO (GENERAL SERVICE) #1	3,100	2,607	3,100	-	-
01-2100-4127 INTERNAL INTEREST EXPENSE	14,200	13,491	12,100	(2,100)	(15)
01-2100-5210 TCA PURCHASES	100,000	80,885	0	(100,000)	(100)
01-2100-5213 TRANSFER TO RESERVE	79,300	102,403	77,500	(1,800)	(2)
01-2100-6000 AMORTIZATION EXPENSE - TCA	80,900		89,800	8,900	11
01-2100-6100 CHANGE IN INVESTMENT IN CAPITAL ASSETS	-80,900		-89,800	(8,900)	11
Total 2100 Fire	507,100	455,649	511,600	4,500	1
2110 1937 Chev Fire Truck					
01-2110-2410 FUEL/OPERATIONS	300	149	300	-	-
Total 2110 1937 Chev Fire Truck	300	149	300	-	-
2111 1990 Ford Pumper Truck					
01-2111-2410 FUEL/OPERATIONS		1,444		-	
Total 2111 1990 Ford Pumper Truck		1,444		-	

	2020	2020	2021	BUDGET	BUDGET
FIRE & EMERGENCY MEASURES	Approved	Actuals	Proposed	CHANGE	CHANGE
				\$	%
2112 1999 Pumper Rescue Truck					
01-2112-2410 FUEL/OPERATIONS	7,500	6,823	10,400	2,900	39
Total 2112 1999 Pumper Rescue Truck	7,500	6,823	10,400	2,900	39
2113 2002 Chev Rescue 1					
01-2113-2410 FUEL/OPERATIONS	5,200	5,287	2,800	(2,400)	(46)
Total 2113 2002 Chev Rescue 1	5,200	5,287	2,800	(2,400)	(46)
2115 2010 Ladder Truck					
01-2115-2410 FUEL/OPERATIONS	9,300	14,269	15,000	5,700	61
Total 2115 2010 Ladder Truck	9,300	14,269	15,000	5,700	61
2116 2000 Chev Pickup 1500 4X4					
01-2116-2410 FUEL/OPERATIONS	2,600	1,150	2,100	(500)	(19)
Total 2116 2000 Chev Pickup 1500 4X4	2,600	1,150	2,100	(500)	(19)
2117 2020 Engine Truck					
01-2117-2410 FUEL/OPERATIONS	5,900	6,008	7,300	1,400	24
Total 2117 2020 Engine Truck	5,900	6,008	7,300	1,400	24
2130 Emergency Measures					
01-2130-2233 GENERAL SUPPLIES & EQUIPMENT	3,000	863	3,000	-	-
01-2130-6000 AMORTIZATION EXPENSE - TCA	2,800		2,800	-	-
01-2130-6100 CHANGE IN INVESTMENT IN CAPITAL ASSETS	-2,800		-2,800	-	-
Total 2130 Emergency Measures	3,000	863	3,000	-	-
TOTAL FIRE & EMERGENCY MEASURES	540,900	491,642	552,500	11,600	2

POLICE SUMMARY

2021 INCREASE/DECREASE OVER 2020

(MUNICIPALITIES SHARE ONLY)

TOTAL

BUDGET	2020	2021	NET	INC./DEC.
POLICE SERVICES	\$2,856,800	\$2,854,900	(\$1,900)	-0.07%
Police-Admin	\$642,100	\$644,300	\$2,200	0.34%
Police-Patrol	\$2,122,500	\$2,121,300	(\$1,200)	-0.06%
Police Board	\$92,200	\$89,300	(\$2,900)	-3.15%
Amount Required from Town	\$2,856,800	\$2,854,900	(\$1,900)	-0.07%

2021 INCREASE/DECREASE OVER 2020

(MUNICIPALITIES SHARE ONLY)

OPERATING

BUDGET	2020	2021	NET	INC./DEC.
POLICE SERVICES	\$2,811,800	\$2,764,900	(\$46,900)	-1.67%
Police-Admin	\$642,100	\$644,300	\$2,200	0.34%
Police-Patrol	\$2,077,500	\$2,021,600	(\$55,900)	-2.69%
Police Board	\$92,200	\$89,300	(\$2,900)	-3.15%
	\$2,811,800	\$2,755,200	(\$56,600)	-2.01%
			(\$56,600)	

2021 INCREASE/DECREASE OVER 2020

(MUNICIPALITIES SHARE ONLY)

CAPITAL

BUDGET	2020	2021	NET	INC./DEC.
POLICE SERVICES	\$45,000	\$90,000	\$45,000	50.00%
Police-Admin	\$0	\$0	\$0	0.00%
Police-Patrol	\$45,000	\$90,000	\$45,000	50.00%
Police Board	\$0	\$0	\$0	0.00%
TOTAL	\$45,000	\$90,000	\$45,000	50.00%

2021 BUDGET vs 2020 BUDGET

	2020	2020	2021	BUDGET	BUDGET
	Approved	Actuals	Proposed	CHANGE	CHANGE
				\$	%
HANOVER POLICE SERVICES					
2220 Police Services - Administration					
51-2220-1110 REGULAR SALARIES	352,600	340,311	370,300	17,700	5
51-2220-1111 PART-TIME SALARIES	121,000	53,382	109,200	-11,800	(10)
51-2220-1112 OVERTIME (TIME & HALF)	27,500	14,408	20,000	-7,500	(27)
51-2220-1152 WAGE ACCRUAL(ANN.ADJ./AUDIT)		13,145			
51-2220-1510 EMPLOYEE BENEFITS	118,000	106,117	120,000	2,000	2
51-2220-1516 WSIB	12,700	9,238	12,500	-200	(2)
51-2220-1519 EMPLOYEE ASSISTANCE PROGRAM	100	94	100	0	-
51-2220-3110 PROF.DEV./TRAINING/TRAVEL	8,000	2,675	10,000	2,000	25
51-2220-3425 CLOTHING ALLOWANCE	2,200	96	2,200		-
Total 2220 Police Services - Administration	642,100	539,466	644,300	2,200	0
2230 Police Services - Patrol					
51-2230-0518 DONATIONS					
51-2230-0521 ONTARIO CONDITIONAL GRANTS	-26,200	-127,604	-26,200		-
51-2230-0522 ONTARIO GRANTS - RIDE	-9,000	-8,851	-9,000		-
51-2230-0537 MISC.REV.REPORTS,C.R. CHECKS	-15,000	-20,923	-15,000		-
51-2230-0549 PROBATION/PAROLE	-1,000	-250	-1,000		-
51-2230-0579 FEES/MISC. CHARGES	0	-40,464	-9,700	-9,700	
51-2230-0934 TRANSFER FROM RESERVES	0	-13,339	-50,000	-50,000	
51-2230-0935 TRANSFER FROM TOWN OF HANOVER	-2,856,800	-2,856,800	-2,854,900	1,900	(0.07)
51-2230-0999 PROCEEDS ON TCA DISPOSALS	0	-900	0	0	
51-2230-1110 REGULAR SALARIES	1,136,700	1,039,958	1,127,100	-9,600	(1)
51-2230-1111 PART-TIME SALARIES	86,900	50,844	83,100	-3,800	(4)
51-2230-1112 OVERTIME (TIME & HALF)	80,000	39,037	80,000		-
51-2230-1152 WAGE ACCRUAL(ANN.ADJ./AUDIT)		14,317			
51-2230-1510 EMPLOYEE BENEFITS	400,100	361,278	406,200	6,100	2
51-2230-1516 WSIB	35,900	34,081	37,000	1,100	3
51-2230-1519 EMPLOYEE ASSISTANCE PROGRAM	300	363	300	0	-
51-2230-2130 GENERAL STATIONERY SUPPLIES	5,500	5,028	5,500	0	-
51-2230-2214 UNIFORMS & CLOTHING	17,000	15,742	17,000	0	-
51-2230-2247 HEALTH AND SAFETY	800		800		-
51-2230-2415 PATROL SUPPLIES	8,000	5,062	8,000	0	-
51-2230-2577 CIVILIAN PRINTS - RCMP COSTS	1,000	475	1,000	0	-
51-2230-3008 LICENCES/LEASES/AGREEMENTS	23,200	26,193	23,200	0	-
51-2230-3110 PROF.DEV./TRAINING/TRAVEL	22,000	14,182	22,000	0	-
51-2230-3126 PRISONER MEALS & EXPENSES	22,000	18,442	22,000	0	-
51-2230-3128 SUBSCRIPTIONS & MEMBERSHIPS	1,200	3,698	1,200		-
51-2230-3130 EMERGENCY PANDEMIC EXPENSES	0	25,693	0		
51-2230-3132 ACKNOWLEDGMENTS/PROMOTION	600	174	600		-
51-2230-3210 POSTAGE & COURIER	1,100	982	1,100		-
51-2230-3212 TELEPHONE & FAX	12,500	11,306	12,500		-
51-2230-3215 PRINTING & ADVERTISING	1,000	845	1,000	0	-
51-2230-3218 POLICE DISPATCHING SERVICE	97,500	72,405	100,300	2,800	3
51-2230-3219 CPIC/FOI REPORTS	10,000	25,440	10,000	0	-
51-2230-3307 INSURANCE CLAIM SETTLEMENTS		9,198	0	0	
51-2230-3325 COMPUTER SERVICES/SUPPLIES	12,000	13,693	12,300	300	3
51-2230-3410 BUILDINGS/GROUNDS/PROPERTY-MTCE/REPA	11,500	16,094	11,500	0	-
51-2230-3413 GENERAL EQUIPMENT MTCE/REPAIRS	5,000	495	5,000		-
51-2230-3425 CLOTHING ALLOWANCE C/B		267			
51-2230-3427 BIKE PATROL	3,500	4,307	3,500	0	-
51-2230-3428 CRIMINAL/DRUG INVESTIGATIONS	2,500	4,675	3,500	1,000	40
51-2230-3517 CLEANING/JANITORIAL CONTRACT	11,600	13,325	12,100	500	4
51-2230-3538 RADIO OPERATIONS	3,000	13,219	3,000		-
51-2230-3620 COURT OFFICER CONTRACT-SHARED	34,500	32,500	34,500	0	-
51-2230-3623 MACHINERY RENTAL-"TOWN EQUIPMENT"	0	81	0	0	
51-2230-3710 INSURANCE (GENERAL)	14,100	18,692	19,000	4,900	35

	2020	2020	2021	BUDGET	BUDGET
	Approved	Actuals	Proposed	CHANGE	CHANGE
HANOVER POLICE SERVICES				\$	%
51-2230-3712 WATER/SEWAGE	600	564	600		-
51-2230-3713 GAS (HEATING)	3,000	2,283	3,000		-
51-2230-3716 HYDRO (GENERAL SERVICE) #1	8,000	7,415	8,000	0	-
51-2230-4110 BANK SERVICE CHARGES	100	131	100	0	-
51-2230-5210 TCA PURCHASES	45,000	165,908	90,000	45,000	100
51-2230-5213 TRANSFER TO RESERVE	4,000	36,353	4,000		-
51-2230-6000 AMORTIZATION EXPENSE - TCA	42,600		42,700	100	0
51-2230-6100 CHANGE IN INVESTMENT IN CAPITAL ASSETS	-42,600		-42,700	-100	0
Total 2230 Police Services - Patrol	-786,300	-964,386	-795,800	-9,500	1
2231 2014 Ford Interceptor (796) #14-01					
51-2231-2410 FUEL/OPERATIONS	14,500	17,947	14,600	100	1
Total 2231 2014 Ford Interceptor (796) #14-01	14,500	17,947	14,600	100	1
2232 2018 Ford Explorer #18-01					
51-2232-2410 FUEL/OPERATIONS	13,500	10,958	13,600	100	1
Total 2232 2018 Ford Explorer #18-01	13,500	10,958	13,600	100	1
2234 2015 Chev Tahoe (191)					
51-2234-2410 FUEL/OPERATIONS	16,000	9,501	16,200	200	1
Total 2234 2015 Chev Tahoe (191)	16,000	9,501	16,200	200	1
2235 2014 Ford Interceptor (696) #14-02					
51-2235-2410 FUEL/OPERATIONS	8,000	2,593	8,100	100	1
Total 2235 2014 Ford Interceptor (696) #14-02	8,000	2,593	8,100	100	1
2236 2020 Chevy Silverado #20-02					
51-2236-2410 FUEL/OPERATIONS	0	4,554	9,700	9,700	
Total 2236 2020 Chevy Silverado #20-02	0	4,554	9,700	9,700	
<u>2240 Police Services Board</u>					
51-2240-1120 PER DIEMS	1,000		1,000		-
51-2240-1122 STIPENDS-BOARDS,COMMISS,COMM.	15,500	13,250	15,500		-
51-2240-1510 EMPLOYEE BENEFITS	0	824		0	
51-2240-1516 WSIB		349			
51-2240-3110 PROF.DEV/TRAINING/TRAVEL	3,000		3,000	0	-
51-2240-3128 SUBSCRIPTIONS & MEMBERSHIPS	1,900	250	1,900		-
51-2240-3132 ACKNOWLEDGMENTS/PROMOTION	600	2,805	600	0	-
51-2240-3143 MEETING & OFFICE EXPENSE	2,500	3,118	2,500	0	-
51-2240-3310 AUDIT SERVICE	3,600	3,652	3,700	100	3
51-2240-3311 LEGAL SERVICE	55,000	283	50,000	-5,000	(9)
51-2240-3316 CONSULTANT FEES	7,000	8,427	8,000	1,000	14
Total 2240 Police Services Board	90,100	32,958	86,200	-3,900	(4)
<u>2250 Police Services - Retirees</u>					
51-2250-0579 BROCKTON SHARE 46.4%	-1,800	-1,922	-2,700	-900	50
51-2250-1510 EMPLOYEE BENEFITS	3,900	4,143	5,800	1,900	49
Total 2250 Police Services - Retirees	2,100	2,221	3,100	1,000	48
Total Hanover Police Services	-	-344,188	-	-	

ROADS SUMMARY

2021 INCREASE/DECREASE OVER 2020
(MUNICIPALITIES SHARE ONLY)

TOTAL

BUDGET	2020	2021	NET	INC./DEC.
ROADS	\$2,145,800	\$1,718,100	(\$427,700)	-19.93%
Roadside Mtce	\$509,300	\$548,200	\$38,900	7.64%
Roads-Equip	(\$67,000)	(\$92,800)	(\$25,800)	38.51%
Roads-Admin	\$1,434,500	\$961,300	(\$473,200)	-32.99%
Roads-Workshop	\$76,100	\$108,500	\$32,400	42.58%
Roads-Streetlights/X Walks	\$110,400	\$111,500	\$1,100	1.00%
Roads-Parking	\$82,500	\$81,400	(\$1,100)	-1.33%
	\$2,145,800	\$1,718,100	(\$427,700)	-19.93%

2021 INCREASE/DECREASE OVER 2020
(MUNICIPALITIES SHARE ONLY)

OPERATING

BUDGET	2020	2021	NET	INC./DEC.
ROADS	\$998,000	\$1,039,400	\$41,400	4.15%
Roadside Mtce	\$509,300	\$548,200	\$38,900	7.64%
Roads-Equip	(\$67,000)	(\$92,800)	(\$25,800)	38.51%
Roads-Admin	\$286,700	\$282,600	(\$4,100)	-1.43%
Roads-Workshop	\$76,100	\$108,500	\$32,400	42.58%
Roads-Streetlights/X Walks	\$110,400	\$111,500	\$1,100	1.00%
Roads-Parking	\$82,500	\$81,400	(\$1,100)	-1.33%
	\$998,000	\$1,039,400	\$41,400	4.15%

2021 INCREASE/DECREASE OVER 2020
(MUNICIPALITIES SHARE ONLY)

CAPITAL

BUDGET	2020	2021	NET	INC./DEC.
ROADS	\$1,147,800	\$678,700	(\$469,100)	-40.87%
Roadside Mtce	\$0	\$0	\$0	0.00%
Roads-Equip	\$0	\$0	\$0	0.00%
Roads-Admin	\$1,147,800	\$678,700	(\$469,100)	-40.87%
Roads-Workshop	\$0	\$0	\$0	
Roads-Streetlights/X Walks	\$0	\$0	\$0	
Roads-Parking	\$0	\$0	\$0	
TOTAL	\$1,147,800	\$678,700	(\$469,100)	-40.87%

2021 BUDGET vs 2020 BUDGET

	2020 Approved	2020 Actuals	2021 Proposed	BUDGET CHANGE \$	BUDGET CHANGE %
PUBLIC WORKS - ROADS					
3100 Sidewalk Maintenance - Summer					
01-3100-1110 REGULAR SALARIES	11,000	8,393	11,700	700	6
01-3100-1111 PART-TIME SALARIES	900	1,624	3,200	2,300	256
01-3100-1112 OVERTIME (TIME & HALF)		139		-	
01-3100-1510 EMPLOYEE BENEFITS	3,300	2,200	3,600	300	9
01-3100-1516 WSIB	400		500	100	25
01-3100-2240 MATERIALS	6,600	16,508	9,000	2,400	36
01-3100-3623 MACHINERY RENTAL-"TOWN EQUIPMENT"	8,500	10,305	9,000	500	6
Total 3100 Sidewalk Maintenance - Summer	30,700	39,169	37,000	6,300	21
3101 Sidewalk Maintenance - Winter					
01-3101-1110 REGULAR SALARIES	16,900	20,789	24,200	7,300	43
01-3101-1111 PART-TIME SALARIES	1,700		1,700	-	-
01-3101-1112 OVERTIME (TIME & HALF)	7,000	4,280	7,700	700	10
01-3101-1113 OVERTIME (DOUBLE)		3,453		-	
01-3101-1152 WAGE ACCRUAL(ANN.ADJ./AUDIT)		-1,737		-	
01-3101-1510 EMPLOYEE BENEFITS	4,900	6,328	7,500	2,600	53
01-3101-1516 WSIB	800		1,100	300	38
01-3101-2240 MATERIALS	17,700	12,403	17,800	100	1
01-3101-3623 MACHINERY RENTAL-"TOWN EQUIPMENT"	18,000	24,147	21,000	3,000	17
Total 3101 Sidewalk Maintenance - Winter	67,000	69,663	81,000	14,000	21
3102 Paved Roads - Resurfacing/Cold Mix					
01-3102-1110 REGULAR SALARIES	17,600	7,084	13,400	(4,200)	(24)
01-3102-1111 PART-TIME SALARIES	5,600	420	3,200	(2,400)	(43)
01-3102-1113 OVERTIME (DOUBLE)					
01-3102-1152 WAGE ACCRUAL (ANN.ADJ.AUDIT)		-254		-	
01-3102-1510 EMPLOYEE BENEFITS	5,700	1,857	4,200	(1,500)	(26)
01-3102-1516 WSIB	700		500	(200)	(29)
01-3102-2240 MATERIALS	9,000	10,133	9,800	800	9
01-3102-3525 RESURFACING	70,000	90,362	73,000	3,000	4
01-3102-3623 MACHINERY RENTAL-"TOWN EQUIPMENT"	4,900	4,425	4,900	-	-
Total 3102 Paved Roads - Resurfacing/Cold Mix	113,500	114,027	109,000	(4,500)	(4)
3103 Winter Control - Snow Plowing & Removal					
01-3103-1110 REGULAR SALARIES	11,900	9,855	12,600	700	6
01-3103-1111 PART-TIME SALARIES	1,500		1,500	-	-
01-3103-1112 OVERTIME (TIME & HALF)	7,500	5,189	7,700	200	3
01-3103-1113 OVERTIME (DOUBLE)		2,100		-	
01-3103-1152 WAGE ACCRUAL (ANN.ADJ.AUDIT)		-1,236		-	
01-3103-1510 EMPLOYEE BENEFITS	3,800	3,397	4,500	700	18
01-3103-1516 WSIB	700		700	-	-
01-3103-2240 MATERIALS	0	-370	900	900	
01-3103-3509 RADIO/PAGER EQUIP LEASE	100	59	100	-	-
01-3103-3623 MACHINERY RENTAL-"TOWN EQUIPMENT"	20,000	18,689	20,000	-	-
01-3103-3624 MACHINERY RENTAL-"OUTSIDE"	10,000	1,964	8,000	(2,000)	(20)
Total 3103 Winter Control - Snow Plowing & Removal	55,500	39,647	56,000	500	1
3104 Winter Control - Sanding, Salting & Sweeping					
01-3104-1110 REGULAR SALARIES	20,100	21,024	21,300	1,200	6
01-3104-1112 OVERTIME (TIME & HALF)	7,500	3,702	5,600	(1,900)	(25)
01-3104-1113 OVERTIME (DOUBLE)		2,015		-	
01-3104-1152 WAGE ACCRUAL (ANN.ADJ.AUDIT)		-922		-	
01-3104-1510 EMPLOYEE BENEFITS	6,200	6,942	6,800	600	10
01-3104-1516 WSIB	900		800	(100)	(11)
01-3104-2240 MATERIALS	57,000	40,865	58,900	1,900	3
01-3104-3623 MACHINERY RENTAL-"TOWN EQUIPMENT"	22,500	31,639	26,000	3,500	16
Total 3104 Winter Control - Sanding, Salting & Sweeping	114,200	105,265	119,400	5,200	5

	2020	2020	2021	BUDGET	BUDGET
PUBLIC WORKS - ROADS	Approved	Actuals	Proposed	CHANGE	CHANGE
				\$	%
3105 Road Side Maintenance - Leaf Pickup,Tree Trimming,					
01-3105-1110 REGULAR SALARIES	22,700	30,763	29,200	6,500	29
01-3105-1111 PART-TIME SALARIES	5,900	7,295	4,500	(1,400)	(24)
01-3105-1112 OVERTIME (TIME & HALF)	500	552	1,400	900	180
01-3105-1113 OVERTIME (DOUBLE)		911		-	
01-3105-1152 WAGE ACCRUAL (ANN.ADJ.AUDIT)		-239		-	
01-3105-1510 EMPLOYEE BENEFITS	7,200	8,638	9,000	1,800	25
01-3105-1516 WSIB	900		1,200	300	33
01-3105-2240 MATERIALS	16,000	12,994	17,600	1,600	10
01-3105-3623 MACHINERY RENTAL-"TOWN EQUIPMENT"	11,000	29,526	20,000	9,000	82
01-3105-3624 MACHINERY RENTAL-"OUTSIDE"	3,200	1,538	3,300	100	3
Total 3105 Road Side Maintenance - Leaf Pickup,Tree Trimming	67,400	91,978	86,200	18,800	28
3106 Streetlights					
01-3106-0579 MISC REVENUE	-7,500	-13,356	-7,500	-	-
01-3106-3432 TRANSFORMER STATION MAINTENANCE	11,000	9,163	11,000	-	-
01-3106-3535 STREET LIGHT REPAIRS/UPGRADES-GEN. SUPP/E	9,000	22,796	11,000	2,000	22
01-3106-3716 HYDRO (GENERAL SERVICE) #1	90,000	90,720	93,000	3,000	3
Total 3106 Streetlights	102,500	109,323	107,500	5,000	5
3107 Crosswalks					
01-3107-1111 PART-TIME SALARIES	7,200	4,167	3,600	(3,600)	(50)
01-3107-1152 WAGE ACCRUAL (ANN.ADJ.AUDIT)					
01-3107-1510 EMPLOYEE BENEFITS	500	279	300	(200)	(40)
01-3107-1516 WSIB	200	111	100	(100)	(50)
Total 3107 Crosswalks	7,900	4,557	4,000	(3,900)	(49)
3108 Catchbasins/Storm Sewers					
01-3108-1110 REGULAR SALARIES	10,300	6,608	6,800	(3,500)	(34)
01-3108-1111 PART-TIME SALARIES	1,900	602	2,600	700	37
01-3108-1112 OVERTIME (TIME & HALF)	500		0	(500)	(100)
01-3108-1113 DOUBLE TIME					
01-3108-1152 WAGE ACCRUAL (ANN.ADJ.AUDIT)					
01-3108-1510 EMPLOYEE BENEFITS	3,200	1,792	2,200	(1,000)	(31)
01-3108-1516 WSIB	400		300	(100)	(25)
01-3108-2240 MATERIALS	4,000	6,586	5,000	1,000	25
01-3108-3623 MACHINERY RENTAL-"TOWN EQUIPMENT"	4,000	6,223	5,000	1,000	25
01-3108-3624 MACHINERY RENTAL-"OUTSIDE"	8,800	15,807	10,400	1,600	18
Total 3108 Catchbasins/Storm Sewers	33,100	37,618	32,300	(800)	(2)
3150 10th St/7th Ave Snow Removal (County - 50%)					
01-3150-0526 COUNTY OF GREY SUBSIDY - 50%	-19,800	-10,977	-19,000	800	(4)
01-3150-1110 REGULAR SALARIES	9,700	3,827	10,400	700	7
01-3150-1111 PART-TIME SALARIES	500		0	(500)	(100)
01-3150-1112 OVERTIME (TIME & HALF)	2,700	4,292	5,300	2,600	96
01-3150-1152 WAGE ACCRUAL (ANN.ADJ.AUDIT)	0	-1,129	0	-	
01-3150-1510 EMPLOYEE BENEFITS	2,900	1,636	3,400	500	17
01-3150-1516 WSIB	400	224	500	100	25
01-3150-3623 MACHINERY RENTAL-"TOWN EQUIPMENT"	8,500	8,994	8,500	-	-
01-3150-3624 MACHINERY RENTAL-"OUTSIDE"	15,000	5,767	10,000	(5,000)	(33)
Total 3150 10th St/7th Ave Snow Removal (County - 50%)	19,900	12,634	19,100	(800)	(4)
3151 Traffic Lights & Markings (County Rd)					
01-3151-3716 HYDRO (GENERAL SERVICE) #1	8,000	5,670	8,200	200	3
Total 3151 Traffic Lights & Markings (County Rd)	8,000	5,670	8,200	200	3

	2020	2020	2021	BUDGET	BUDGET
PUBLIC WORKS - ROADS	Approved	Actuals	Proposed	CHANGE	CHANGE
				\$	%
3152 10th Street Sweep/Mtnce (County 100%)					
01-3152-0525 COUNTY OF GREY SUBSIDY-100%	-4,900	-2,920	-5,000	(100)	2
01-3152-1110 REGULAR SALARIES	1,700	1,181	1,900	200	12
01-3152-1112 OVERTIME (TIME & HALF)	600	415	400	(200)	(33)
01-3152-1510 EMPLOYEE BENEFITS	500	403	600	100	20
01-3152-1516 WSIB	100	39	100	-	-
01-3152-3623 MACHINERY RENTAL-"TOWN EQUIPMENT"	2,000	1,685	2,000	-	-
Total 3152 10th Street Sweep/Mtnce (County 100%)		803		-	
3153 7th Avenue (County 100%)					
01-3153-0525 COUNTY OF GREY SUBSIDY-100%	-3,400	-353	-3,300	100	(3)
01-3153-1110 REGULAR SALARIES	1,700	101	1,900	200	12
01-3153-1112 OVERTIME (TIME & HALF)	200	50	200	-	-
01-3153-1510 EMPLOYEE BENEFITS	500	45	600	100	20
01-3153-1516 WSIB		5	100	100	
01-3153-3623 MACHINERY RENTAL-"TOWN EQUIPMENT"	1,000	152	500	(500)	(50)
Total 3153 7th Avenue (County 100%)		-		-	
3200 Town Equipment Use					
01-3200-0953 TOWN EQUIPMENT RENTAL RECOVERY	-138,700	-203,722	-166,000	(27,300)	20
Total 3200 Town Equipment Use	-138,700	-203,722	-166,000	(27,300)	20
3202 2007 Stirling Tandem Plow Truck					
01-3202-2410 FUEL/OPERATIONS	21,500	14,287	9,800	(11,700)	(54)
Total 3202 2007 Stirling Tandem Plow Truck	21,500	14,287	9,800	(11,700)	(54)
3203 2015 Chev 3500 (Truck #3)					
01-3203-2410 FUEL/OPERATIONS	5,400	5,797	5,500	100	2
Total 3203 2015 Chev 3500 (Truck #3)	5,400	5,797	5,500	100	2
3205 2006 Ford F150 Half Ton (Truck #5)					
01-3205-2410 FUEL & OPERATIONS	0	937	2,000	2,000	
Total 3205 2006 Ford F150 Half Ton (Truck #5)	0	937	2,000	2,000	
3207 2018 Western Star (Truck #7)					
01-3207-2410 FUEL/OPERATIONS	9,200	6,340	9,800	600	7
Total 3207 2018 Western Star (Truck #7)	9,200	6,340	9,800	600	7
3209 2003 John Deere 770 Grader					
01-3209-2410 FUEL/OPERATIONS	5,100	4,290	5,000	(100)	(2)
Total 3209 2003 John Deere 770 Grader	5,100	4,290	5,000	(100)	(2)
3211 2003 CAT Loader					
01-3211-2410 OPERATIONS	5,200	14,898	10,200	5,000	96
01-3211-2411 FUEL (DISTRIBUTED)	5,000	4,330	6,700	1,700	34
01-3211-5213 TRANSFER TO RESERVES		30,000	-	-	
Total 3211 2003 CAT Loader	10,200	49,228	16,900	6,700	66
3212 2018 MV4 Sidewalk Tractor					
01-3212-2410 FUEL/OPERATIONS	3,900	10,588	5,000	1,100	28
Total 3212 2018 MV4 Sidewalk Tractor	3,900	10,588	5,000	1,100	28
3213 Roads Equipment-Sweeper					
01-3213-2410 FUEL/OPERATIONS	4,500	6,320	5,200	700	16
Total 3213 Roads Equipment-Sweeper	4,500	6,320	5,200	700	16
3214 2001 Trackless Tractor					
01-3214-2410 FUEL/OPERATIONS	1,000	2,822	2,000	1,000	100
Total 3214 2001 Trackless Tractor	1,000	2,822	2,000	1,000	100
3215 2007 MT6 Trackless					
01-3215-2410 FUEL/OPERATIONS	6,500	8,635	5,500	(1,000)	(15)
Total 3215 2007 MT6 Trackless	6,500	8,635	5,500	(1,000)	(15)
3216 2017 Loader Backhoe					
01-3216-2410 FUEL/OPERATIONS	4,400	8,811	6,500	2,100	48
Total 3216 2017 Loader Backhoe	4,400	8,811	6,500	2,100	48

	2020	2020	2021	BUDGET	BUDGET
PUBLIC WORKS - ROADS	Approved	Actuals	Proposed	CHANGE	CHANGE
				\$	%
3225 Flower Planters - Public Works Inv - 100% DIA					
01-3225-0952 EQUIP.RENTAL FEES(INVOICING)	-10,800	-11,214	-10,900	(100)	1
01-3225-1110 REGULAR SALARIES		1,456		-	
01-3225-1111 PART-TIME SALARIES	7,000	3,721	7,100	100	1
01-3225-1112 OVERTIME (TIME & HALF)		65		-	
01-3225-1510 EMPLOYEE BENEFITS	600	773	600	-	-
01-3225-1516 WSIB	200	166	200	-	-
01-3225-3623 MACHINERY RENTAL-"TOWN EQUIPMENT"	3,000	5,032	3,000	-	-
Total 3225 Flower Planters - Public Works Inv - 100% DIA		-1		-	
3300 Road Construction Projects					
01-3300-0521 ONTARIO CONDITIONAL GRANT	-232,200	-233,348	-233,300	(1,100)	0
01-3300-0593 SOLAR ENERGY	-5,500	-5,275	-5,500	-	-
01-3300-0873 DEVELOPER'S CONTRIBUTION		-1,200		-	
01-3300-0932 GAS TAX	-380,000		-377,000	3,000	(1)
01-3300-0934 TRANSFER FROM RESERVES		-40,880			
01-3300-0999 PROCEEDS ON TCA DISPOSALS	-15,000	-10,000	0	15,000	(100)
01-3300-5210 TCA PURCHASES	1,775,000	1,865,251	1,289,000	(486,000)	(27)
01-3300-5213 TRANSFER TO RESERVE	75,000	212,000	75,000	-	-
01-3300-6000 AMORTIZATION EXPENSE - TCA	589,900		610,400	20,500	3
01-3300-6100 CHANGE IN INVESTMENT IN CAPITAL ASSETS	-589,900		-610,400	(20,500)	3
Total 3300 Road Construction Projects	1,217,300	1,786,548	748,200	(469,100)	(39)
3400 Roads - General Administration					
01-3400-0579 MISC FEES/CHARGES		-445		-	
01-3400-0934 TRANSFER FROM RESERVES		-18,184		-	
01-3400-1110 REGULAR SALARIES	125,200	133,308	129,800	4,600	4
01-3400-1111 PART-TIME SALARIES		1,571		-	
01-3400-1112 OVERTIME (TIME & HALF)	800	222	0	(800)	(100)
01-3400-1113 OVERTIME (DOUBLE)					
01-3400-1125 MEAL ALLOWANCES (UNION)	2,800	3,024	2,800	-	-
01-3400-1127 PAGER PAY	9,400	9,463	9,400	-	-
01-3400-1152 WAGE ACCRUAL(ANN.ADJ./AUDIT)		-4,342		-	
01-3400-1510 EMPLOYEE BENEFITS	32,700	37,491	34,400	1,700	5
01-3400-1516 WSIB	4,100	14,181	4,200	100	2
01-3400-1519 EMPLOYEE ASSISTANCE PROGRAM		134		-	
01-3400-2214 UNIFORMS & CLOTHING	2,000	1,272	2,100	100	5
01-3400-2410 FUEL/OPERATIONS-2019 Chev Silverado 1500	6,000	2,264	3,300	(2,700)	(45)
01-3400-2423 RADIO LICENCE	1,100	1,612	1,200	100	9
01-3400-3110 PROF.DEV./TRAINING/TRAVEL	7,600	4,543	5,200	(2,400)	(32)
01-3400-3128 SUBSCRIPTIONS & MEMBERSHIPS	1,500	1,593	1,600	100	7
01-3400-3215 PRINTING AND ADVERTISING	1,200	460	1,200	-	-
01-3400-3307 INSURANCE CLAIM SETTLEMENTS		18,563		-	
01-3400-3310 AUDIT SERVICE	6,900	5,606	7,000	100	1
01-3400-3315 ENGINEERING	2,000	4,049	2,200	200	10
01-3400-3316 CONSULTANTS FEES					
01-3400-3325 COMPUTER SUPPLIES & SERVICE	1,500	804	1,500	-	-
01-3400-3721 CURLING CLUB LEASE	2,800	3,260	3,100	300	11
01-3400-5213 TRANSFER TO RESERVE	9,600	4,034	4,100	(5,500)	(57)
Total 3400 Roads - General Administration	217,200	224,483	213,100	(4,100)	(2)

	2020	2020	2021	BUDGET	BUDGET
PUBLIC WORKS - ROADS	Approved	Actuals	Proposed	CHANGE	CHANGE
				\$	%
3500 Roads - Workshop					
01-3500-1110 REGULAR SALARIES	7,000	12,471	12,800	5,800	83
01-3500-1111 PART-TIME SALARIES		574		-	
01-3500-1152 WAGE ACCRUAL (ANN.ADJ.AUDIT)		-189		-	
01-3500-1510 EMPLOYEE BENEFITS	2,000	3,267	3,800	1,800	90
01-3500-1516 WSIB	200		400	200	100
01-3500-3212 TELEPHONE	300	241	300	-	-
01-3500-3410 PROPERTY MAINTENANCE/PURCHASES	5,500	4,651	5,600	100	2
01-3500-3710 INSURANCE (GENERAL)	57,000	65,638	81,300	24,300	43
01-3500-3712 WATER/SEWAGE	300	380	400	100	33
01-3500-3713 GAS (HEATING)	1,300	1,097	1,300	-	-
01-3500-3716 HYDRO (GENERAL SERVICE) #1	2,500	1,894	2,600	100	4
01-3500-5213 TRANSFER TO RESERVES		67		-	
Total 3500 Roads - Workshop	76,100	90,091	108,500	32,400	43
3700 Parking - Winter Maintenance					
01-3700-0956 MISCELLANEOUS "RECOVERIES"	-1,200		-1,200	-	-
01-3700-1110 REGULAR SALARIES	14,900	2,410	11,600	(3,300)	(22)
01-3700-1112 OVERTIME (TIME & HALF)	1,200	659	1,100	(100)	(8)
01-3700-1113 OVERTIME (DOUBLE)		292		-	
01-3700-1152 WAGE ACCRUAL (ANN.ADJ.AUDIT)		-277		-	
01-3700-1510 EMPLOYEE BENEFITS	4,200	870	3,300	(900)	(21)
01-3700-1516 WSIB	500		400	(100)	(20)
01-3700-2240 MATERIALS	8,100	11,351	8,200	100	1
01-3700-3623 MACHINERY RENTAL-"TOWN EQUIPMENT"	3,500	3,670	3,900	400	11
01-3700-3624 MACHINERY RENTAL-"OUTSIDE"	6,000	4,042	5,500	(500)	(8)
Total 3700 Parking - Winter Maintenance	37,200	23,017	32,800	(4,400)	(12)
3701 Parking Bylaw Enforcement/Summer Mtc.					
01-3701-0846 PARKING VIOLATIONS	-4,000	-2,061	-4,000	-	-
01-3701-1110 REGULAR SALARIES	26,400	26,310	27,400	1,000	4
01-3701-1152 WAGE ACCRUAL (ANN.ADJ.AUDIT)		-236		-	
01-3701-1510 EMPLOYEE BENEFITS	8,400	8,324	8,600	200	2
01-3701-1516 WSIB	800		900	100	13
01-3701-2240 MATERIALS		23		0	
01-3701-2410 FUEL/OPERATIONS	3,000	1,710	3,000	-	-
01-3701-3525 PARKING BYLAW PROSECUTION	500	116	500	-	-
01-3701-3533 STREET PAINTING CONTRACT	1,500	1,438	1,500	-	-
01-3701-3726 TAXES - P.I.L.	6,200	7,971	8,200	2,000	32
01-3701-5213 TRANSFER TO RESERVES	2,500	2,500	2,500	-	-
Total 3701 Parking Bylaw Enforcement/Summer Mtc.	45,300	46,095	48,600	3,300	7
Total Public Works - Roads	2,145,800	2,714,920	1,718,100	(427,700)	(20)

2021 BUDGET vs 2020 BUDGET

	2020	2020	2,021	BUDGET	BUDGET
CEMETERY	Approved	Actuals	Proposed	CHANGE	CHANGE
				\$	%
5200 Hanover Cemetery					
01-5200-0579 FEES/MISC. CHARGES	-2,400	-4,218	(3,000)	-600	25
01-5200-0647 GRAVE OPENINGS-CURRENT	-36,000	-32,345	(30,000)	6,000	(17)
01-5200-0648 GRAVE OPENINGS- PREPAID	-10,000	-16,031	(10,000)		-
01-5200-0649 STORAGE VAULT CHARGES	-1,000	-390	(600)	400	(40)
01-5200-0666 CEMETERY PLOTS	-9,400	-10,263	(9,400)	0	-
01-5200-0668 COLUMBARIUM-NICHE SALE	-15,600	-28,390	(21,600)	-6,000	38
01-5200-0934 TRANSFER FROM RESERVES	-500	-415	(500)		-
01-5200-0935 TRANSFER FROM TRUST FUND	-1,700	-1,315	(1,500)	200	(12)
01-5200-0999 PROCEEDS ON TCA DISPOSALS			-		
01-5200-1110 REGULAR SALARIES	15,200	21,135	17,200	2,000	13
01-5200-1111 PART-TIME SALARIES	53,700	46,828	45,400	-8,300	(15)
01-5200-1112 OVERTIME (TIME & HALF)	2,000	1,273	1,500	-500	(25)
01-5200-1113 OVERTIME (DOUBLE)					
01-5200-1152 WAGE ACCRUAL(ANN.ADJ./AUDIT)		-1,198	-		
01-5200-1510 EMPLOYEE BENEFITS	7,800	8,584	7,600	-200	(3)
01-5200-1516 WSIB	2,200	1,467	2,000	-200	(9)
01-5200-1519 EMPLOYEE ASSISTANCE PROGRAM	0	13	-	0	
01-5200-2214 UNIFORMS & CLOTHING	500	371	500		-
01-5200-2223 MACHINERY GAS,OIL,REPAIRS	5,600	5,676	5,700	100	2
01-5200-2427 LICENSE (BASED ON BURIALS)	1,000	1,107	1,100	100	10
01-5200-3110 PROF.DEV/TRAINING/TRAVEL/MEMBERSHIPS	900	262	600	-300	(33)
01-5200-3212 TELEPHONE	100	85	100	0	-
01-5200-3325 COMPUTER SERVICES/SUPPLIES	200	195	200		-
01-5200-3408 NICHE ENGRAVING	1,900	1,086	1,800	-100	(5)
01-5200-3409 MARKER/MONUMENT MAINTENANCE	9,000	13,750	9,200	200	2
01-5200-3410 PROPERTY MAINTENANCE/PURCHASES	7,000	4,525	7,100	100	1
01-5200-3623 MACHINERY RENTAL-"TOWN EQUIPMENT"	10,000	10,251	10,000	0	-
01-5200-3710 INSURANCE (GENERAL)	1,100	1,109	1,600	500	45
01-5200-3716 HYDRO (GENERAL SERVICE) #1	1,500	853	1,000	-500	(33)
01-5200-3830 REPURCHASE/PRE-NEED REFUND	1,500	3,354	1,800	300	20
01-5200-5210 TCA PURCHASES	25,000		-	-25,000	(100)
01-5200-5213 TRANSFER TO RESERVE	11,600	16,400	11,600		-
01-5200-6000 AMORTIZATION EXPENSE - TCA	10,400		10,400	0	-
01-5200-6100 CHANGE IN INVESTMENT IN CAPITAL ASSETS	-10,400		(10,400)	0	-
Total 5200 Hanover Cemetery	81,200	43,759	49,400	-31,800	(39)

2021 BUDGET @ December 14, 2020
USER CHARGES (NO TAX LEVY REQUIRED)
2020 AND 2021 OPERATING AND CAPITAL ANALYSIS

GROSS EXPENDITURES	2020	2020	2020	2021	2021	2021
DEPARTMENT	OPERATING BUDGET	CAPITAL BUDGET	TOTAL BUDGET	OPERATING BUDGET	CAPITAL BUDGET	TOTAL BUDGET
WATERWORKS						
Waterworks Administration	251,500		251,500	253,700	-	253,700
Pumping Stations	100,000	-	100,000	115,600	-	115,600
Waterworks Distribution	299,900	832,000	1,131,900	142,800	509,000	651,800
Waterworks Metering	40,800	-	40,800	77,100	-	77,100
Water Treatment Plant	685,100	-	685,100	864,700	-	864,700
Sub-Total	1,377,300	832,000	2,209,300	1,453,900	509,000	1,962,900
SEWAGE						
Sewage Plant Administration	234,600	-	234,600	234,900	-	234,900
Sewage Plant Operations	717,500	1,575,000	2,292,500	800,100	1,100,000	1,900,100
Sanitary Sewers	584,600	351,000	935,600	487,000	458,000	945,000
Sub-Total	1,536,700	1,926,000	3,462,700	1,522,000	1,558,000	3,080,000
TOTAL EXPENDITURES	2,914,000	2,758,000	5,672,000	2,975,900	2,067,000	5,042,900

GROSS REVENUES	2020	2020	2020	2021	2021	2021
DEPARTMENT	OPERATING BUDGET	CAPITAL BUDGET	TOTAL BUDGET	OPERATING BUDGET	CAPITAL BUDGET	TOTAL BUDGET
WATERWORKS						
Previous Year (Surplus) Deficit	-	-	-	-	-	-
Waterworks - Non-User Fees	(20,000)	(433,000)	(453,000)	(138,900)	-	(138,900)
Waterworks - User Fees	(1,357,300)	(399,000)	(1,756,300)	(1,315,000)	(509,000)	(1,824,000)
Sub-Total	(1,377,300)	(832,000)	(2,209,300)	(1,453,900)	(509,000)	(1,962,900)
SEWAGE						
Previous Year (Surplus) Deficit	-	-	-	-	-	-
Sewage - Non-User Fees		(1,575,000)	(1,575,000)		(1,100,000)	(1,100,000)
Sewage - User Fees	(1,536,700)	(351,000)	(1,887,700)	(1,522,000)	(458,000)	(1,980,000)
Sub-Total	(1,536,700)	(1,926,000)	(3,462,700)	(1,522,000)	(1,558,000)	(3,080,000)
TOTAL REVENUES	(2,914,000)	(2,758,000)	(5,672,000)	(2,975,900)	(2,067,000)	(5,042,900)

2021 BUDGET vs 2020 BUDGET

	2020	2020	2021	BUDGET	BUDGET
	Approved	Actuals	Proposed	CHANGE	CHANGE
USER FEES - Water				\$	%
4300 Waterworks Revenue					
01-4300-0161 WATER REVENUE	-1,696,700	-1,558,264	-1,763,200	(66,500)	4
01-4300-0579 MISC FEES/CHARGES	-10,000	-505	-10,000	-	-
01-4300-0645 WATER SPRINKLER CHARGES	-33,000	-32,490	-34,200	(1,200)	4
01-4300-0653 WATER CONNECT/DISCONNECT FEE	-5,000	-5,125	-5,000	-	-
01-4300-0667 SALE OF WATER METERS	-10,000	-19,862	-10,000	-	-
01-4300-0991 BULK WATER SALES	-1,600	-1,386	-1,600	-	-
Total 4300 Waterworks Revenue	-1,756,300	-1,617,632	-1,824,000	(67,700)	4
4310 Waterworks Pumping Stations					
01-4310-3432 WATERWORKS STATION MTCE/REPAIRS	200		2,000	1,800	900
01-4310-3716 HYDRO (GENERAL SERVICE) #1	1,500	306	1,000	(500)	(33)
01-4310-3726 TAXES - P.I.L	2,600	2,374	2,600	-	-
Total 4310 Waterworks Pumping Stations	4,300	2,680	5,600	1,300	30
4320 Pumping Station Ruhl Lake					
01-4320-3432 WATERWORKS STATION MTCE/REPAIR	1,500	1,602	23,500	22,000	1,467
01-4320-3716 HYDRO (GENERAL SERVICE) #1	21,000	20,230	2,000	(19,000)	(90)
01-4320-3719 TAXES-BROCKTON (BRANT)	800	678	800	-	-
Total 4320 Pumping Station Ruhl Lake	23,300	22,510	26,300	3,000	13
4340 Deep Well #1 & 2					
01-4340-3432 WATERWORKS STATION MTCE/REPAIR	41,500	2,281	51,500	10,000	24
01-4340-3716 HYDRO (GENERAL SERVICE) #1	25,000	24,592	26,000	1,000	4
01-4340-3719 TAXES-BROCKTON (BRANT)	1,100	1,234	1,300	200	18
Total 4340 Deep Well #1 & 2	67,600	28,107	78,800	11,200	17
4350 Water Towers					
01-4350-0579 MISC FEES/CHARGES					
01-4350-1110 REGULAR SALARIES					
01-4350-1510 EMPLOYEE BENEFITS					
01-4350-3432 WATERWORKS STATION MTCE/REPAIR	1,000	403	1,000	-	-
01-4350-3716 HYDRO (GENERAL SERVICE) #1	3,600	2,899	3,700	100	3
01-4350-3726 TAXES - P.I.L	200	107	200	-	-
Total 4350 Water Towers	4,800	3,409	4,900	100	2
4370 2015 Chev Half Ton Truck					
01-4370-2410 FUEL/OPERATIONS	5,100	4,005	5,200	100	2
Total 4370 2015 Chev Half Ton Truck	5,100	4,005	5,200	100	2
4380 2013 GMC SIERRA K3500 (Truck 10)					
01-4380-0953 TOWN EQUIPMENT RENTAL RECOVERY	-20,000	-19,706	-20,000	-	-
01-4380-2410 FUEL/OPERATIONS	5,600	7,027	5,900	300	5
Total 4380 2013 GMC SIERRA K3500 (Truck 10)	-14,400	-12,679	-14,100	300	(2)
4400 Waterworks Distribution					
01-4400-0579 MISC REVENUE		-35,000	0	-	
01-4400-0873 DEVELOPER'S CONTRIBUTION	-433,000		0	433,000	(100)
01-4400-0934 TRANSFER FROM RESERVES	0	-169,113	-118,900	(118,900)	
01-4400-0936 TRANSFER FROM RESERVE FUND	0		0	-	
01-4400-1110 REGULAR SALARIES	34,700	43,936	40,600	5,900	17
01-4400-1111 PART-TIME SALARIES	2,000	616	3,800	1,800	90
01-4400-1112 OVERTIME (TIME & HALF)	3,800	2,027	1,900	(1,900)	(50)
01-4400-1113 OVERTIME (DOUBLE)		667		-	
01-4400-1152 WAGE ACCRUAL (ANN.ADJ.AUDIT)		-333		-	
01-4400-1510 EMPLOYEE BENEFITS	10,200	11,745	12,100	1,900	19
01-4400-1516 WSIB	1,300		1,500	200	15

	2020	2020	2021	BUDGET	BUDGET
USER FEES - Water	Approved	Actuals	Proposed	CHANGE	CHANGE
				\$	%
01-4400-2214 UNIFORMS & CLOTHING	1,000	1,066	1,000	-	-
01-4400-2220 TOOLS & SMALL EQUIPMENT	900		900	-	-
01-4400-2240 MATERIALS	22,400	29,786	23,000	600	3
01-4400-3110 PROF.DEV./TRAINING/TRAVEL	4,900	1,638	5,000	100	2
01-4400-3212 TELEPHONE	400	588	400	-	-
01-4400-3311 LEGAL SERVICE	0	169,113	0	-	-
01-4400-3428 FIRE HYDRANT MTCE/REPAIRS	2,900	4,248	3,000	100	3
01-4400-3623 MACHINERY RENTAL-"TOWN EQUIPMENT"	19,500	19,854	19,500	-	-
01-4400-3624 MACHINERY RENTAL-"OUTSIDE"	10,000	18,258	15,000	5,000	50
01-4400-3712 WATER/SEWAGE	400	380	400	-	-
01-4400-3713 GAS (HEATING)	1,100	1,097	1,100	-	-
01-4400-3716 HYDRO (GENERAL SERVICE) #1	2,400	1,894	2,500	100	4
01-4400-5210 TCA PURCHASES	832,000	1,519	509,000	(323,000)	(39)
01-4400-5212 TRANSFER TO RESERVE FUND	171,300	171,300		(171,300)	(100)
01-4400-5213 TRANSFER TO RESERVES		35,000			
Total 4400 Waterworks Distribution	688,200	310,286	521,800	(166,400)	(24)
4410 Waterworks Administration					
01-4410-1110 REGULAR SALARIES	117,300	117,078	117,900	600	1
01-4410-1127 PAGER PAY	3,100	3,155	3,100	-	-
01-4410-1152 WAGE ACCRUAL(ANN.ADJ./AUDIT)		-1,020		-	
01-4410-1510 EMPLOYEE BENEFITS	31,000	30,005	29,600	(1,400)	(5)
01-4410-1516 WSIB	3,400		3,400	-	-
01-4410-2130 OFFICE & STATIONERY SUPPLIES	4,600	5,677	4,700	100	2
01-4410-2410 FUEL/OPERATIONS	1,100	755	1,100	-	-
01-4410-3210 POSTAGE & FAX	6,400	7,585	6,500	100	2
01-4410-3310 AUDIT SERVICE	7,700	7,305	7,500	(200)	(3)
01-4410-3316 CONSULTANTS FEES	19,400	43,386	19,000	(400)	(2)
01-4410-3325 COMPUTER SERVICES/SUPPLIES	500	647	2,900	2,400	480
01-4410-4126 ADMINISTRATION FEE (INTERNAL)	48,000	47,800	49,000	1,000	2
01-4410-5213 TRANSFER TO RESERVE	9,000	9,067	9,000	-	-
Total 4410 Waterworks Administration	251,500	271,440	253,700	2,200	1
4420 Water Meters					
01-4420-1110 REGULAR SALARIES	19,800	7,082	27,200	7,400	37
01-4420-1112 OVERTIME (TIME & HALF)					
01-4420-1113 OVERTIME (DOUBLE)					
01-4420-1152 WAGE ACCRUAL(ANN.ADJ.AUDIT)	0	-397	0	-	
01-4420-1510 EMPLOYEE BENEFITS	5,600	1,877	8,100	2,500	45
01-4420-1516 WSIB	200	66	900	700	350
01-4420-2214 UNIFORMS & CLOTHING	200	698	500	300	150
01-4420-2322 WATER METERS	15,000	22,070	40,400	25,400	169
01-4420-5210 TCA PURCHASES	0	11,747	0	-	
Total 4420 Water Meters	40,800	43,143	77,100	36,300	89

	2020	2020	2021	BUDGET	BUDGET
USER FEES - Water	Approved	Actuals	Proposed	CHANGE	CHANGE
				\$	%
4430 Water Treatment Plant					
01-4430-0579 MISC REVENUE		-2,151		-	
01-4430-1110 REGULAR SALARIES	117,800	88,485	153,100	35,300	30
01-4430-1111 PART-TIME SALARIES	200	354	200	-	-
01-4430-1112 OVERTIME (TIME & HALF)	4,200	4,697	0	(4,200)	(100)
01-4430-1113 OVERTIME (DOUBLE)		1,250		-	
01-4430-1125 MEAL ALLOWANCES (UNION)					
01-4430-1127 PAGER PAY	4,200		4,200	-	-
01-4430-1152 WAGE ACCRUAL(ANN.ADJ./AUDIT)		-2,227		-	
01-4430-1510 EMPLOYEE BENEFITS	37,000	26,941	44,500	7,500	20
01-4430-1516 WSIB	1,400	3,040	5,000	3,600	257
01-4430-1519 EMPLOYEE ASSISTANCE PROGRAM		54		-	
01-4430-2214 UNIFORMS & CLOTHING	1,100	433	1,100	-	-
01-4430-2221 LAB SUPPLIES	2,300	1,306	2,400	100	4
01-4430-2233 GENERAL SUPPLIES & EQUIPMENT	15,000	9,890	15,300	300	2
01-4430-2510 CHLORINE & CHEMICALS	49,000	46,050	50,000	1,000	2
01-4430-2511 OTHER CHEMICALS (ALUMINUM SULPHATE PREV	11,300	8,646	27,300	16,000	142
01-4430-3110 PROF.DEV/TRAINING/TRAVEL	4,500	1,658	3,000	(1,500)	(33)
01-4430-3128 SUBSCRIPTIONS & MEMBERSHIPS	600	127	600	-	-
01-4430-3212 TELEPHONE	1,400	1,309	1,500	100	7
01-4430-3315 ENGINEERING	1,000		31,000	30,000	3,000
01-4430-3325 COMPUTER SERVICES/SUPPLIES	3,000	1,574	3,100	100	3
01-4430-3326 ANALYTICAL SERVICE	15,000	13,497	15,500	500	3
01-4430-3410 PROPERTY MAINTENANCE/PURCHASES	3,000	1,735	3,100	100	3
01-4430-3413 GENERAL EQUIPMENT MTCE/REPAIRS	178,900	227,968	262,900	84,000	47
01-4430-3509 RADIO/PAGER EQUIP LEASE					
01-4430-3527 SLUDGE REMOVAL CONTRACT					
01-4430-3623 MACHINERY RENTAL-"TOWN EQUIPMENT"		594		-	
01-4430-3710 INSURANCE (GENERAL)	23,900	26,890	24,600	700	3
01-4430-3712 WATER/SEWAGE	200	177	200	-	-
01-4430-3713 GAS (HEATING)	3,100	-4,505	3,100	-	-
01-4430-3716 HYDRO (GENERAL SERVICE) #1	194,000	196,939	200,000	6,000	3
01-4430-3719 TAXES-BROCKTON (BRANT)	13,000	12,155	13,000	-	-
01-4430-5210 TCA PURCHASES					
01-4430-6000 AMORTIZATION EXPENSE - TCA	245,300		249,100	3,800	2
01-4430-6100 CHANGE IN INVESTMENT IN CAPITAL ASSETS	-245,300		-249,100	(3,800)	2
Total 4430 Water Treatment Plant	685,100	666,886	864,700	179,600	26
Total Water (User Fees)	-	-277,845	-	-	

2021 BUDGET vs 2020 BUDGET

	2020	2020	2021	BUDGET	BUDGET
	Approved	Actuals	Proposed	CHANGE	CHANGE
				\$	%
USER FEES - Sewer					
4600 Waste Water Treatment - Revenue					
01-4600-0181 SEWER REVENUE	-1,877,300	-1,716,346	-1,950,000	(72,700)	4
01-4600-0579 MISC FEES/CHARGES		-210		-	
01-4600-0652 FEE-PROCESSING SEWER WASTE	-10,400	-16,528	-30,000	(19,600)	188
Total 4600 Waste Water Treatment - Revenue	-1,887,700	-1,733,084	-1,980,000	(92,300)	5
4620 Waste Water Treatment Plant					
01-4620-0511 CANADA CONDITIONAL GRANTS					
01-4620-0521 ONTARIO CONDITIONAL GRANTS					
01-4620-0936 TRANSFER FROM RESERVE FUND	-1,575,000		-1,100,000	475,000	(30)
01-4620-0999 PROCEEDS ON TCA DISPOSALS					
01-4620-1110 REGULAR SALARIES	117,800	169,069	153,100	35,300	30
01-4620-1111 PART-TIME SALARIES	200		200	-	-
01-4620-1112 OVERTIME (TIME & HALF)	1,800	3,982	6,000	4,200	233
01-4620-1113 OVERTIME (DOUBLE)		2,792		-	
01-4620-1125 MEAL ALLOWANCES (UNION)					
01-4620-1127 PAGER PAY	4,200		4,200	-	-
01-4620-1152 WAGE ACCRUAL(ANN.ADJ./AUDIT)		-7,066		-	
01-4620-1510 EMPLOYEE BENEFITS	38,900	50,544	50,200	11,300	29
01-4620-1516 WSIB	1,400	4,845	5,200	3,800	271
01-4620-1519 EMPLOYEE ASSISTANCE PROGRAM		54		-	
01-4620-2130 OFFICE & STATIONERY SUPPLIES	500	361	500	-	-
01-4620-2213 CLEANING/JANITORIAL SUPPLIES	2,000	3,564	3,000	1,000	50
01-4620-2214 UNIFORMS & CLOTHING	1,200	369	1,200	-	-
01-4620-2220 TOOLS & SMALL EQUIPMENT		10		-	
01-4620-2221 OFFICE & LAB SUPPLIES					
01-4620-2224 OIL & GREASE (BULK FOR MTCE.)	3,600	3,069	3,700	100	3
01-4620-2233 GENERAL SUPPLIES & EQUIPMENT	22,000	17,026	22,500	500	2
01-4620-2510 CHLORINE & CHEMICALS	11,200	6,607	11,400	200	2
01-4620-2511 ALUMINUM SULPHATE	36,700	32,158	37,500	800	2
01-4620-3110 PROF.DEV/TRAINING/TRAVEL	3,200	1,613	4,000	800	25
01-4620-3128 SUBSCRIPTIONS & MEMBERSHIPS	500	102	500	-	-
01-4620-3212 TELEPHONE	1,000	1,054	1,100	100	10
01-4620-3326 ANALYTICAL SERVICE	11,200	12,180	12,700	1,500	13
01-4620-3413 GENERAL EQUIPMENT MTCE/REPAIRS	52,200	47,309	68,600	16,400	31
01-4620-3527 SLUDGE REMOVAL CONTRACT	85,000	98,552	87,000	2,000	2
01-4620-3536 CANADIAN WASTE-BIN CONTRACT	3,600	3,019	3,700	100	3
01-4620-3623 MACHINERY RENTAL-"TOWN EQUIPMENT"		2,143		-	
01-4620-3710 INSURANCE (GENERAL)	22,500	24,160	23,200	700	3
01-4620-3712 WATER/SEWAGE	2,600	5,461	2,700	100	4
01-4620-3713 GAS (HEATING)	4,000	2,526	4,100	100	3
01-4620-3716 HYDRO (GENERAL SERVICE) #1	270,000	276,805	275,000	5,000	2
01-4620-3726 TAXES - P.I.L	14,600	12,244	14,900	300	2
01-4620-5210 TCA PURCHASES	1,575,000	492,813	1,100,000	(475,000)	(30)
01-4620-6000 AMORTIZATION EXPENSE - TCA	245,100		249,500	4,400	2
01-4620-6100 CHANGE IN INVESTMENT IN CAPITAL ASSETS	-245,100		-249,500	(4,400)	2
Total 4620 Waste Water Treatment Plant	711,900	1,267,365	796,200	84,300	12
4625 2019 Chev Silverado 1500					
01-4625-2410 FUEL/OPERATIONS	5,600	2,467	3,900	(1,700)	(30)
Total 4625 2019 Chev Silverado 1500	5,600	2,467	3,900	(1,700)	(30)

	2020	2020	2021	BUDGET	BUDGET
USER FEES - Sewer	Approved	Actuals	Proposed	CHANGE	CHANGE
				\$	%
4630 Waste Water Treatment Administration					
01-4630-1110 REGULAR SALARIES	117,300	117,078	117,900	600	1
01-4630-1127 PAGER PAY	3,100	3,155	3,100	-	-
01-4630-1152 WAGE ACCRUAL(ANN.ADJ.AUDIT)		-1,020		-	
01-4630-1510 EMPLOYEE BENEFITS	31,000	30,005	29,600	(1,400)	(5)
01-4630-1516 WSIB	3,400		3,400	-	-
01-4630-2130 OFFICE & STATIONERY SUPPLIES	4,600	5,150	4,700	100	2
01-4630-2410 FUEL/OPERATIONS	1,100	755	1,100	-	-
01-4630-3210 POSTAGE & FAX	6,400	7,598	6,500	100	2
01-4630-3310 AUDIT SERVICE	7,700	7,305	7,500	(200)	(3)
01-4630-3316 CONSULTANTS FEES	3,000		3,000	-	-
01-4630-3325 COMPUTER SERVICES/SUPPLIES	200	389	400	200	100
01-4630-4126 ADMINISTRATION FEE (INTERNAL)	47,800	47,800	48,700	900	2
01-4630-5213 TRANSFER TO RESERVE	9,000	9,067	9,000	-	-
Total 4630 Waste Water Treatment Administration	234,600	227,282	234,900	300	0
4640 Sanitary Sewers Maintenance					
01-4640-0521 ONTARIO CONDITIONAL GRANTS					
01-4640-0579 MISC FEES/CHARGES					
01-4640-0934 TRANSFER FROM RESERVES	-	-3,306	-	-	
01-4640-0936 TRANSFER FROM RESERVE FUND					
01-4640-1110 REGULAR SALARIES	7,000	6,263	7,400	400	6
01-4640-1111 PART-TIME SALARIES	1,300	56	2,600	1,300	100
01-4640-1112 OVERTIME (TIME & HALF)	1,000	675	400	-600	-60
01-4640-1113 OVERTIME (DOUBLE)	-	151	-	-	
01-4640-1152 WAGE ACCRUAL(ANN.ADJ.AUDIT)					
01-4640-1510 EMPLOYEE BENEFITS	2,200	1,721	2,400	200	9
01-4640-1516 WSIB	300		300	0	0
01-4640-2240 MATERIALS	7,200	7,122	7,400	200	3
01-4640-3110 PROF.DEV./TRAINING/TRAVEL	500	1,044	500	0	0
01-4640-3128 SUBSCRIPTIONS & MEMBERSHIPS	200		200	0	0
01-4640-3307 INSURANCE CLAIM SETTLEMENTS	0	2,690	0	0	
01-4640-3316 CONSULTANT FEES	60,000	62,885	0	-60,000	-100
01-4640-3532 CAMERA INSPECTION	2,000		2,200	200	10
01-4640-3623 MACHINERY RENTAL-"TOWN EQUIPMENT"	6,000	4,248	6,000		
01-4640-3624 MACHINERY RENTAL-"OUTSIDE"	18,900	21,231	20,000	1,100	6
01-4640-5210 TCA PURCHASES	351,000	341	458,000	107,000	30
01-4640-5212 TRANSFER TO RESERVE FUND	477,100	477,100	436,700	-40,400	-8
01-4640-5213 TRANSFER TO RESERVES					
Total 4640 Sanitary Sewers Maintenance	934,700	582,221	944,100	9,400	1
4650 Sanitary Sewer Pumphouse Maintenance					
01-4650-3623 MACHINERY RENTAL-"TOWN EQUIPMENT"	0	15	0	-	
01-4650-3716 HYDRO (GENERAL SERVICE) #1	700	583	700	-	-
01-4650-3726 TAXES - P.I.L	200	172	200	-	-
Total 4650 Sanitary Sewer Pumphouse Maintenance	900	770	900	-	-
Total Sewer (User Fees)	-	347,021	-	-	

2021 BUDGET vs 2020 BUDGET

	2020	2020	2021	BUDGET	BUDGET
	Approved	Actuals	Proposed	CHANGE	CHANGE
GARBAGE & RECYCLING				\$	%
4520 Garbage Collection					
01-4520-0559 BAG TAG FEES	-160,000	-188,942	-180,000	-20,000	13
01-4520-1110 REGULAR SALARIES	5,600	4,597	6,100	500	9
01-4520-1111 PART-TIME SALARIES	1,500	924	0	-1500	-100
01-4520-1112 OVERTIME (TIME & HALF)					
01-4520-1152 WAGE ACCRUAL(ANN.ADJ.AUDIT)		-206			
01-4520-1510 EMPLOYEE BENEFITS	1,800	1,192	1,800	0	0
01-4520-1516 WSIB	200		200	0	0
01-4520-2240 MATERIALS	2,000	2,404	3,000	1,000	50
01-4520-3519 GARBAGE COLLECTION CONTRACT	63,300	65,240	67,000	3,700	6
01-4520-3535 BAG TAG RESALE CONTRACT	6,500	9,185	6,500	0	0
01-4520-3536 SOUTH GREY CONDO	8,000	8,464	8,200	200	3
01-4520-3623 MACHINERY RENTAL-"TOWN EQUIPMENT"	2,300	2,830	2,700	400	17
Total 4520 Garbage Collection	-68,800	-94,312	-84,500	-15,700	23
4530 Recycling - Blue Box Collection					
01-4530-0521 ONTARIO STEWARDSHIP FUNDING	-65,000	-52,998	-70,000	-5,000	8
01-4530-0579 FEES/MISC.CHARGES	-500	-140	-500		
01-4530-2240 MATERIALS	3,000	3,277	3,100	100	3
01-4530-3519 RECYCLING CONTRACT	121,000	123,951	201,000	80,000	66
Total 4530 Recycling - Blue Box Collection	58,500	74,090	133,600	75,100	128
4540 Landfill - Transfer to					
01-4540-0934 TRANSFERS FROM RESERVES	-154,000		0	154,000	-100
01-4540-2240 TRANSFER TO LANDFILL	376,000	170,000	170,000	-206,000	-55
01-4540-4127 INTERNAL INTEREST EXPENSE	11,200	11,166	10,600	-600	-5
01-4540-5212 TRANSFER TO RESERVE FUND	33,600	33,563	34,100	500	1
01-4540-5213 TRANSFER TO RESERVES					
Total 4540 Landfill - Transfer to	266,800	214,729	214,700	-52,100	-20
Total Garbage & Recycling	256,500	194,507	263,800	7,300	2.85

2021 BUDGET vs 2020 BUDGET

	2020	2020	2021	BUDGET	BUDGET
LANDFILL	Approved	Actuals	Proposed	CHANGE	CHANGE
				\$	%
4500 Hanover Walkerton Landfill Site					
31-4500-0521 GRANTS & SUBSIDIES	(7,600)	(712)	(7,600)	-	0
31-4500-0536 FEES-TIRES	(200)	(355)	(300)	(100)	50
31-4500-0560 FEES-APPLIANCES	(700)	(830)	(700)	-	0
31-4500-0561 FEES-RESIDENTS(CASH CUST.)	(137,900)	(166,160)	(145,000)	(7,100)	5
31-4500-0562 FEES-COMMERCIAL ACCOUNTS	(370,000)	(442,341)	(400,000)	(30,000)	8
31-4500-0579 MISC. FEES	(14,000)	(24,374)	(14,000)	-	0
31-4500-0747 FARMLAND LEASE-WAECHTER/OSTENDORFF	(5,000)	(5,320)	(5,000)	-	0
31-4500-0921 SHORT TERM DEPOSIT INTEREST	(7,000)	-	-	7,000	-100
31-4500-0922 MONTHLY BANK INTEREST	(9,000)	(11,958)	(3,000)	6,000	-67
31-4500-0934 TRANSFER FROM RESERVES	(1,000,000)	(960,060)	-	1,000,000	-100
31-4500-0945 TRANSFER FROM TOWN OF HANOVER	(376,000)	(170,000)	(170,000)	206,000	-55
31-4500-0946 TRANSFER FROM MUN. OF BROCKTON	(376,000)	(170,000)	(170,000)	206,000	-55
31-4500-1110 REGULAR SALARIES	89,000	86,317	88,200	(800)	-1
31-4500-1111 PART-TIME SALARIES	47,400	42,095	53,600	6,200	13
31-4500-1112 OVERTIME (TIME & HALF)	1,000	302	400	(600)	-60
31-4500-1152 WAGE ACCRUAL(ANN.ADJ./AUDIT)	-	(4,004)	-	-	-
31-4500-1510 EMPLOYEE BENEFITS	35,800	31,512	33,400	(2,400)	-7
31-4500-1516 WSIB	4,300	3,650	4,300	-	0
31-4500-1519 EMPLOYEE ASSISTANCE PROGRAM (EAP)	-	67	-	-	-
31-4500-2214 UNIFORMS & CLOTHING	1,000	366	1,000	-	0
31-4500-3110 PROF.DEV./TRAINING/TRAVEL	600	65	600	-	0
31-4500-3210 POSTAGE & FAX	700	579	700	-	0
31-4500-3212 TELEPHONE	1,100	1,002	1,100	-	0
31-4500-3214 OFFICE SUPPLIES & STATIONERY	1,000	47	500	(500)	-50
31-4500-3215 PRINTING & ADVERTISING	1,500	758	800	(700)	-47
31-4500-3310 AUDIT SERVICE	5,200	4,459	5,300	100	2
31-4500-3311 LEGAL SERVICE/CONSULTANTS	1,000	-	1,000	-	0
31-4500-3325 COMPUTER SERVICES/SUPPLIES	500	432	500	-	0
31-4500-3410 PROPERTY MAINTENANCE/PURCHASES	5,000	1,336	4,000	(1,000)	-20
31-4500-3415 ROAD MAINTENANCE/REPAIRS	5,100	5,192	5,200	100	2
31-4500-3507 WEIGH SCALE MTC CONTRACT	6,100	2,407	6,200	100	2
31-4500-3526 ANN.MONITORING(ENGINEER)	113,100	59,674	66,700	(46,400)	-41
31-4500-3527 LEACHATE HAULING	80,000	44,759	174,000	94,000	118
31-4500-3546 HOUSEHOLD HAZARDOUS WASTE	20,000	14,145	20,600	600	3
31-4500-3555 DRYWALL/SHINGLES/TIRES	59,000	30,673	54,100	(4,900)	-8
31-4500-3614 LABORATORY SERVICES	16,300	6,714	16,300	-	0
31-4500-3623 MACHINERY RENTAL-"TOWN EQUIPMENT"	45,300	33,323	36,000	(9,300)	-21
31-4500-3624 MACHINERY RENTAL-"OUTSIDE"	11,200	11,702	13,000	1,800	16
31-4500-3710 INSURANCE (GENERAL)	6,800	6,468	6,800	-	0
31-4500-3716 HYDRO (GENERAL SERVICE) #1	4,000	1,626	2,500	(1,500)	-38
31-4500-3719 TAXES-BROCKTON-(BRANT)	9,000	8,894	9,200	200	2
31-4500-4121 MERCHANT FEES	300	428	400	100	33
31-4500-4126 ADMINISTRATION FEE (INTERNAL)	69,400	68,000	70,700	1,300	2
31-4500-4410 CASHIER OVER/SHORT	-	524	-	-	-
31-4500-5210 TCA PURCHASES	1,600,000	967,496	-	(1,600,000)	-100
31-4500-5213 TRANSFER TO RESERVES	-	-	206,800	206,800	-
31-4500-6000 AMORTIZATION EXPENSE - TCA	189,100	-	189,100	-	0
31-4500-6100 CHANGE IN INVESTMENT IN CAPITAL ASSETS	(189,100)	-	(189,100)	-	0
Total 4500 Hanover Walkerton Landfill Site	(62,700)	(521,102)	(31,700)	31,000	-49
Total 4500 Hanover Walkerton Landfill Site	(62,700)	(521,102)	(31,700)	31,000	-49
4550 2015 Cat 816F Compactor					
4550 2015 Cat 816F Compactor					

	2020	2020	2021	BUDGET	BUDGET
LANDFILL	Approved	Actuals	Proposed	CHANGE	CHANGE
				\$	%
31-4550-2410 FUEL/OPERATIONS	20,300	25,000	21,700	1,400	7
Total 4550 2015 Cat 816F Compactor	20,300	25,000	21,700	1,400	7
Total 4550 2015 Cat 816F Compactor	20,300	25,000	21,700	1,400	7
4560 Densifier - Styrofoam					
4560 Densifier - Styrofoam					
31-4560-0579 MISC. FEES	(6,000)	-	-	6,000	-100
31-4560-1110 REGULAR SALARIES	10,000	2,927	-	(10,000)	-100
31-4560-1111 PART-TIME SALARIES	5,700	517	-	(5,700)	-100
31-4560-1510 EMPLOYEE BENEFITS	3,900	1,013	-	(3,900)	-100
31-4560-1516 WSIB	500	-	-	(500)	-100
31-4560-3413 EQUIPMENT MAINTENANCE	1,000	-	-	(1,000)	-100
31-4560-3525 CONTRACTED STAFF	21,600	-	10,000	(11,600)	-54
31-4560-3623 MACHINERY RENTAL-"TOWN EQUIPMENT"	4,700	2,295	-	(4,700)	-100
31-4560-3710 INSURANCE	1,000	-	-	(1,000)	-100
Total 4560 Densifier - Styrofoam	42,400	6,752	10,000	(32,400)	-76
Total 4560 Densifier - Styrofoam	42,400	6,752	10,000	(32,400)	-76
Total Landfill	-	(489,350)	-	-	

RECREATION SUMMARY

2021 INCREASE/DECREASE OVER 2020

(MUNICIPALITIES SHARE ONLY)

TOTAL

BUDGET	2020	2021	NET	INC./DEC.
RECREATION	\$2,000,900	\$1,983,700	(\$17,200)	-0.86%
Parks	\$379,500	\$283,900	(\$95,600)	-25.19%
Aquatic	\$634,800	\$691,000	\$56,200	8.85%
Admin	\$237,100	\$222,500	(\$14,600)	-6.16%
Programs	\$89,000	\$71,000	(\$18,000)	-20.22%
Facilities	\$660,500	\$715,300	\$54,800	8.30%
	\$2,000,900	\$1,983,700	(\$17,200)	-0.86%

2021 INCREASE/DECREASE OVER 2020

(MUNICIPALITIES SHARE ONLY)

OPERATING

BUDGET	2020	2021	NET	INC./DEC.
RECREATION	\$1,898,400	\$1,983,700	\$85,300	4.49%
Parks	\$303,000	\$283,900	(\$19,100)	-6.30%
Aquatic	\$634,800	\$691,000	\$56,200	8.85%
Admin	\$237,100	\$222,500	(\$14,600)	-6.16%
Programs	\$89,000	\$71,000	(\$18,000)	-20.22%
Facilities	\$634,500	\$715,300	\$80,800	12.73%
	\$1,898,400	\$1,983,700	\$85,300	4.49%

\$85,300

2021 INCREASE/DECREASE OVER 2020

(MUNICIPALITIES SHARE ONLY)

CAPITAL

BUDGET	2020	2021	NET	INC./DEC.
RECREATION	\$102,500	\$0	(\$102,500)	-100.00%
Parks	\$76,500	\$0	(\$76,500)	-100.00%
Aquatic	\$0	\$0	\$0	0.00%
Admin	\$0	\$0	\$0	0.00%
Programs	\$0	\$0	\$0	0.00%
Facilities	\$26,000	\$0	(\$26,000)	0.00%
TOTAL	\$102,500	\$0	(\$102,500)	-100.00%

2021 BUDGET vs 2020 BUDGET

	2020	2020	2021	BUDGET	BUDGET
	Approved	Actuals	Proposed	CHANGE	CHANGE
PARKS & RECREATION				\$	%
7100 Parks & Outdoor Facilities					
01-7100-0511 CANADA CONDITIONAL GRANT	-86,000		-83,600	2,400	(3)
01-7100-0518 DONATIONS					
01-7100-0521 ONTARIO CONDITIONAL GRANTS	-71,600		-69,700	1,900	(3)
01-7100-0551 OTHER GRANTS					
01-7100-0579 FEES/MISC. CHARGES		-450		-	
01-7100-0616 PARK PAVILLION	-1,700	-85	-1,700	-	-
01-7100-0617 CAMPGROUND	-300		-300	-	-
01-7100-0879 DEVELOPERS AGREEMENT-PARK LAND	-	-2,500	-	-	
01-7100-0934 TRANSFER FROM RESERVES	-83,700	-25,990	-55,700	28,000	(33)
01-7100-0999 PROCEEDS ON TCA DISPOSALS	-3,500	-5,342	0	3,500	(100)
01-7100-1110 REGULAR SALARIES	33,400	52,396	36,600	3,200	10
01-7100-1111 PART-TIME SALARIES	28,100	29,660	25,800	(2,300)	(8)
01-7100-1112 OVERTIME (TIME & HALF)	1,100	118	1,100	-	-
01-7100-1113 OVERTIME (DOUBLE)	-	221	-	-	
01-7100-1152 WAGE ACCRUAL(ANN.ADJ./AUDIT)		-191		-	
01-7100-1510 EMPLOYEE BENEFITS	13,300	19,508	14,300	1,000	8
01-7100-1516 WSIB	2,000	855	2,100	100	5
01-7100-2214 CLOTHING ALLOWANCE	-	581	-	-	
01-7100-3326 STUDIES					
01-7100-3410 PROPERTY MAINTENANCE/JANITORIAL	4,500	1,258	2,000	(2,500)	(56)
01-7100-3413 GENERAL EQUIPMENT MTCE/REPAIRS	3,800	4,113	3,400	(400)	(11)
01-7100-3419 PARKS AREAS MTCE/REPAIRS	22,200	25,411	10,500	(11,700)	(53)
01-7100-3623 MACHINERY RENTAL-"TOWN EQUIPMENT"	17,000	32,732	20,000	3,000	18
01-7100-3710 INSURANCE (GENERAL)	19,400	21,560	26,000	6,600	34
01-7100-3712 WATER/SEWAGE	600	681	700	100	17
01-7100-3716 HYDRO-PARKS/ENTRANCE SIGNS	4,000	2,185	4,000	-	-
01-7100-5210 TCA PURCHASES	321,300	89,977	209,000	(112,300)	(35)
01-7100-5213 TRANSFER TO RESERVE	7,000	9,500	7,000	-	-
Total 7100 Parks & Outdoor Facilities	230,900	256,198	151,500	(79,400)	(34)
7101 Parks - Ball Parks					
01-7101-0618 BALL PARKS	-15,800		-15,800	-	-
01-7101-0934 TRANSFER FROM RESERVES	0	-10,000	0	-	
01-7101-1110 REGULAR SALARIES	20,600	14,358	21,200	600	3
01-7101-1111 PART-TIME SALARIES	6,200	1,253	6,300	100	2
01-7101-1152 WAGE ACCRUAL(ANN.ADJ./AUDIT)		-7		-	
01-7101-1510 EMPLOYEE BENEFITS	6,600	4,046	6,800	200	3
01-7101-1516 WSIB	800		900	100	13
01-7101-3417 BALL PARK MAINTENANCE	17,600	13,493	9,100	(8,500)	(48)
01-7101-3623 MACHINERY RENTAL-"TOWN EQUIPMENT"	4,500	3,355	4,500	-	-
01-7101-3717 HYDRO - BALL PARK LIGHTING	1,200	223	1,200	-	-
Total 7101 Parks - Ball Parks	41,700	26,721	34,200	(7,500)	(18)
7102 Parks - Athletic Fields (Soccer)					
01-7102-0619 ATHLETIC FIELDS	-4,500		-4,500	-	-
01-7102-1110 REGULAR SALARIES	20,600	13,010	21,200	600	3
01-7102-1111 PART-TIME SALARIES	6,200	603	6,300	100	2
01-7102-1112 OVERTIME (TIME & HALF)					
01-7102-1510 EMPLOYEE BENEFITS	6,600	3,576	6,800	200	3
01-7102-1516 WSIB	800		900	100	13
01-7102-3418 ATHLETIC FIELDS MAINTENANCE	18,900	12,431	7,500	(11,400)	(60)
01-7102-3623 MACHINERY RENTAL-"TOWN EQUIPMENT"	2,000	2,034	2,500	500	25
Total 7102 Parks - Athletic Fields (Soccer)	50,600	31,654	40,700	(9,900)	(20)

	2020	2020	2021	BUDGET	BUDGET
	Approved	Actuals	Proposed	CHANGE	CHANGE
PARKS & RECREATION				\$	%
7103 Flower Watering - Other					
01-7103-1110 REGULAR SALARIES	-	931	-	-	
01-7103-1111 PART-TIME SALARIES	1,400	1,208	1,400	-	-
01-7103-1510 EMPLOYEE BENEFITS	100	323	100	-	-
01-7103-3623 MACHINERY RENTAL-"TOWN EQUIPMENT"	0	1,781	1,500	1,500	
Total 7103 Flower Watering - Other	1,500	4,243	3,000	1,500	100
7110 Off Leash Dog Park					
01-7110-0518 DONATIONS		-7,873		-	
01-7110-3410 PROPERTY/BUILDING MTCE		54		-	
01-7110-5213 TRANSFER TO RESERVES	-	7,873	-	-	
Total 7110 Off Leash Dog Park		54		-	
7119 Binkley/Paterson Pavilion					
01-7119-0629 MEETING ROOM/KITCHEN	-200		-200	-	-
01-7119-1110 REGULAR SALARIES		3,103		-	
01-7119-1111 PART-TIME SALARIES	400	763	0	(400)	(100)
01-7119-1510 EMPLOYEE BENEFITS	100	1,049	800	700	700
01-7119-1516 WSIB					
01-7119-3410 MAINTENANCE/JANITORIAL	400	1,973	600	200	50
01-7119-3623 MACHINERY RENTAL-"TOWN EQUIPMENT"		243		-	
01-7119-3712 WATER/SEWAGE	500	656	600	100	20
01-7119-3713 GAS (HEATING)	600	145	600	-	-
01-7119-3716 HYDRO (GENERAL SERVICE) #1	600	272	600	-	-
Total 7119 Binkley/Paterson Pavilion	2,400	8,204	3,000	600	25
7130 Parks - Hanover Heritage Square					
01-7130-1110 REGULAR SALARIES	6,800	7,209	6,900	100	1
01-7130-1111 PART-TIME SALARIES	20,800	9,976	21,300	500	2
01-7130-1112 OVERTIME (TIME & HALF)		44		-	
01-7130-1152 WAGE ACCRUAL(ANN.ADJ./AUDIT)		-43		-	
01-7130-1510 BENEFITS	4,600	3,273	4,700	100	2
01-7130-1516 WSIB	900		900	-	-
01-7130-3412 GROUNDS/PROPERTY MTCE/IMPROVE.	6,200	3,030	6,200	-	-
01-7130-3438 FURNISHINGS & AMENITIES	2,300		1,700	(600)	(26)
01-7130-3442 TREES/LANDSCAPING	1,400	272	1,600	200	14
01-7130-3623 MACHINERY RENTAL-"TOWN EQUIPMENT"	1,000	1,945	1,500	500	50
01-7130-3712 WATER/SEWAGE	1,000	1,053	1,000	-	-
01-7130-3716 HYDRO (GENERAL SERVICE) #1	1,600	1,164	1,600	-	-
Total 7130 Parks - Hanover Heritage Square	46,600	27,923	47,400	800	2
7131 Parks - Millenium Commemorative Grove					
01-7131-0518 DONATIONS					
01-7131-1110 REGULAR SALARIES	2,300	1,008	2,400	100	4
01-7131-1111 PART-TIME SALARIES	10,100	4,011	10,300	200	2
01-7131-1510 EMPLOYEE BENEFITS	2,100	827	2,100	-	-
01-7131-1516 WSIB	400		400	-	-
01-7131-2315 COMMEMORATIONS	1,200	881	1,200	-	-
01-7131-3623 MACHINERY RENTAL-"TOWN EQUIPMENT"	800	1,637	1,500	700	88
01-7131-5213 TRANSFER TO RESERVE					
Total 7131 Parks - Millenium Commemorative Grove	16,900	8,364	17,900	1,000	6
7140 Town Equipment					
01-7140-0953 TOWN EQUIPMENT RENTAL RECOVERY	-26,000	-51,829	-32,600	(6,600)	25
Total 7140 Town Equipment	-26,000	-51,829	-32,600	(6,600)	25
7141 2001 Chev 1 Ton (green)					
01-7141-2410 FUEL/OPERATIONS	2,600	2,197	5,100	2,500	96
Total 7141 2001 Chev 1 Ton (green)	2,600	2,197	5,100	2,500	96

	2020	2020	2021	BUDGET	BUDGET
	Approved	Actuals	Proposed	CHANGE	CHANGE
				\$	%
PARKS & RECREATION					
7142 2014 John Deere Tractor					
01-7142-2410 FUEL/OPERATIONS	1,700	1,044	1,700	-	-
Total 7142 2014 John Deere Tractor	1,700	1,044	1,700	-	-
7143 2020 Chev Silverado 2500					
01-7143-2410 FUEL/OPERATIONS	0	692	3,800	3,800	
Total 7143 2020 Chev Silverado 2500	0	692	3,800	3,800	
7144 2012 Kubota Mower/Blower					
01-7144-2410 FUEL/OPERATIONS	3,000	3,951	3,000	-	-
Total 7144 2012 Kubota Mower/Blower	3,000	3,951	3,000	-	-
7146 2010 Dodge Ram Truck					
01-7146-2410 FUEL/OPERATIONS	2,400	3,044	0	(2,400)	(100)
Total 7146 2010 Dodge Ram Truck	2,400	3,044	0	(2,400)	(100)
7147 Ferris Riding Lawn Mower					
01-7147-2410 FUEL/OPERATIONS	1,300	988	1,300	-	-
Total 7147 Ferris Riding Lawn Mower	1,300	988	1,300	-	-
7148 2014 Dodge Ram Truck					
01-7148-2410 FUEL/OPERATIONS	3,900	3,158	3,900	-	-
Total 7148 2014 Dodge Ram Truck	3,900	3,158	3,900	-	-
7210 Aquatic - Facility					
01-7210-0511 CANADA CONDITIONAL GRANTS				-	
01-7210-0590 LOCKER RENTAL REVENUE	-2,900	-933	-2,200	700	(24)
01-7210-0934 TRANSFER FROM RESERVES	-8,000		0	8,000	(100)
01-7210-1110 REGULAR SALARIES	61,800	56,853	63,600	1,800	3
01-7210-1111 PART-TIME SALARIES	30,400	16,282	31,300	900	3
01-7210-1112 OVERTIME (TIME & HALF)	800	260	800	-	-
01-7210-1113 OVERTIME (DOUBLE)		529		-	
01-7210-1152 WAGE ACCRUAL(ANN.ADJ./AUDIT)		-1,910		-	
01-7210-1510 EMPLOYEE BENEFITS	21,700	18,006	22,200	500	2
01-7210-1516 WSIB	2,900	869	3,000	100	3
01-7210-1519 EMPLOYEE ASSISTANCE PROGRAM	0	27	0	-	
01-7210-2213 CLEANING/JANITORIAL SUPPLIES	6,000	4,904	6,000	-	-
01-7210-2261 TRAINING-M/E OPERATIONS	1,700	503	1,100	(600)	(35)
01-7210-2265 OPERATIONS-M/E EQUIPMENT	15,800	12,692	23,800	8,000	51
01-7210-2519 WATER TREATMENT	12,000	10,573	12,000	-	-
01-7210-3410 PROPERTY MAINTENANCE/PURCHASES	25,000	11,006	7,500	(17,500)	(70)
01-7210-3623 MACHINERY RENTAL-"TOWN EQUIPMENT"		89		-	
01-7210-3710 INSURANCE (GENERAL)	14,600	16,320	19,500	4,900	34
01-7210-3712 WATER/SEWAGE	6,000	4,673	6,500	500	8
01-7210-3713 GAS (HEATING)	55,000	46,147	55,000	-	-
01-7210-3716 HYDRO (GENERAL SERVICE) #1	96,600	78,163	102,900	6,300	7
01-7210-5210 TCA PURCHASES				-	
01-7210-5213 TRANSFER TO RESERVE	10,000	10,000	10,000	-	-
Total 7210 Aquatic - Facility	349,400	285,053	363,000	13,600	4
7211 Aquatic - Classroom					
01-7211-0601 CLASSROOM	-6,000	-1,521	-4,700	1,300	(22)
01-7211-1110 REGULAR SALARIES	3,700	985	3,800	100	3
01-7211-1111 PART-TIME SALARIES	1,400		1,400	-	-
01-7211-1152 WAGE ACCRUAL(ANN.ADJ./AUDIT)		-38		-	
01-7211-1510 EMPLOYEE BENEFITS	1,300	207	1,400	100	8
01-7211-1516 WSIB	200		200	-	-
Total 7211 Aquatic - Classroom	600	-367	2,100	1,500	250

	2020	2020	2021	BUDGET	BUDGET
	Approved	Actuals	Proposed	CHANGE	CHANGE
PARKS & RECREATION				\$	%
7212 Aquatic - Lounge					
01-7212-0602 ACTIVITY LOUNGE	-3,500	-382	-2,600	900	(26)
01-7212-1110 REGULAR SALARIES	3,700	571	3,800	100	3
01-7212-1111 PART-TIME SALARIES	1,400		1,400	-	-
01-7212-1152 WAGE ACCRUAL(ANN.ADJ./AUDIT)		-30		-	-
01-7212-1510 EMPLOYEE BENEFITS	1,300	104	1,400	100	8
01-7212-1516 WSIB	200		200	-	-
Total 7212 Aquatic - Lounge	3,100	263	4,200	1,100	35
7220 Aquatic - Programs					
01-7220-0521 ONTARIO CONDITIONAL GRANT		-1,509		-	
01-7220-0568 INSTR. COURSES RESOURCES	-9,000	-1,439	-6,500	2,500	(28)
01-7220-0579 MISC REVENUE	0	-432	0	-	
01-7220-0581 GENERAL ADMISSIONS	-65,000	-21,712	-48,800	16,200	(25)
01-7220-0584 RENTALS-PRIVATE	-26,000	-25,271	-34,000	(8,000)	31
01-7220-0585 RENTALS-SCHOOLS	-51,000	-4,377	-9,000	42,000	(82)
01-7220-0588 AQUATICS GENERAL PROGRAMS	-10,000	-1,575	-2,000	8,000	(80)
01-7220-0589 AQUATICS ADVANCED TRAINING	-20,000	-3,046	-15,000	5,000	(25)
01-7220-0598 AQUATICS, INSTRUCTIONAL	-95,000	-22,819	-59,000	36,000	(38)
01-7220-0605 RESOURCES-UNIFORMS	-2,800	-538	-2,800	-	-
01-7220-0607 PASS/MEMB. - PRESCHOOL/STUDENT	-1,200	-449	-1,000	200	(17)
01-7220-0608 PASSES/MEMBERSHIPS - ADULT	-55,000	-32,964	-49,300	5,700	(10)
01-7220-0609 PASSES/MEMBERSHIPS - FAMILY	-8,500	-4,652	-6,800	1,700	(20)
01-7220-1110 REGULAR SALARIES	116,500	101,091	119,900	3,400	3
01-7220-1111 PART-TIME SALARIES	382,600	156,291	324,000	(58,600)	(15)
01-7220-1112 OVERTIME (TIME & HALF)		698		-	
01-7220-1152 WAGE ACCRUAL(ANN.ADJ./AUDIT)		-1,114		-	
01-7220-1510 EMPLOYEE BENEFITS	68,900	41,361	62,300	(6,600)	(10)
01-7220-1516 WSIB	15,600	7,689	14,500	(1,100)	(7)
01-7220-1519 EMPLOYEE ASSISTANCE PROGRAM		148		-	
01-7220-2214 UNIFORMS & CLOTHING	3,500	1,022	3,500	-	-
01-7220-2218 FIRST AID/SAFETY EQUIPMENT	3,000	2,034	2,500	(500)	(17)
01-7220-2219 AQUATIC MANUALS/EXAMS	9,500	3,952	7,200	(2,300)	(24)
01-7220-2230 AQUATICS - AWARDS	2,700	-724	2,000	(700)	(26)
01-7220-2260 TRAINING/PD AQUATICS	5,900	1,278	4,700	(1,200)	(20)
01-7220-2263 AQUATIC PROGRAMS SUPPLIES	4,100	2,930	4,100	-	-
01-7220-2264 AQUATICS-MARKETING/PROMOTION	2,200	848	2,200	-	-
01-7220-2266 STATIONERY/COPYING	2,900	1,440	2,900	-	-
01-7220-3212 TELEPHONE	1,800	1,837	1,800	-	-
01-7220-3525 CONTRACT STAFF	6,000	1,916	4,300	(1,700)	(28)
Total 7220 Aquatic - Programs	281,700	201,914	321,700	40,000	14
7300 Recreation Administration					
01-7300-0521 ONTARIO CONDITIONAL GRANTS	-3,900	-2,279	-6,500	(2,600)	67
01-7300-0579 MISC. FEES/CHAMBER OF COMMERCE FEES					
01-7300-0641 DUPLICATING SERVICES	-3,200	-138	-3,200	-	-
01-7300-0643 EQUIPMENT RENTAL CHARGES	-100	-71	-100	-	-
01-7300-1110 REGULAR SALARIES	108,400	135,020	110,700	2,300	2
01-7300-1111 PART-TIME SALARIES	23,000	9,369	20,100	(2,900)	(13)
01-7300-1152 WAGE ACCRUAL(ANN.ADJ./AUDIT)		-10,479		-	
01-7300-1510 EMPLOYEE BENEFITS	36,600	42,763	36,500	(100)	(0)
01-7300-1516 WSIB	3,900	7,280	4,000	100	3
01-7300-1519 EMPLOYEE ASSISTANCE PROGRAM		81		-	
01-7300-2110 OFFICE EQUIPMENT/FURNITURE	1,500	116	1,000	(500)	(33)
01-7300-2130 OFFICE & STATIONERY SUPPLIES	4,000	2,916	4,000	-	-
01-7300-3110 PROF.DEV/TRAINING/TRAVEL	8,400	1,171	4,400	(4,000)	(48)
01-7300-3128 SUBSCRIPTIONS & MEMBERSHIPS	500	610	500	-	-

	2020	2020	2021	BUDGET	BUDGET
	Approved	Actuals	Proposed	CHANGE	CHANGE
PARKS & RECREATION				\$	%
01-7300-3132 HERITAGE COMMITTEE	4,500	2,162	4,500	-	-
01-7300-3133 AGE FRIENDLY COMMITTEE	9,800	5,526	9,100	(700)	(7)
01-7300-3210 POSTAGE & FAX	600	219	500	(100)	(17)
01-7300-3212 TELEPHONE	3,600	3,066	3,600	-	-
01-7300-3215 PRINTING & ADVERTISING	7,600	2,136	4,600	(3,000)	(39)
01-7300-3310 AUDIT SERVICE	3,600	3,652	3,700	100	3
01-7300-3325 COMPUTER SERVICES/SUPPLIES	2,500	3,173	2,500	-	-
01-7300-3513 PHOTOCOPIER RENT/MTCE CONTRACT	3,300	1,016	3,100	(200)	(6)
01-7300-4110 ACTIVENET SERVICE CHARGES	22,000	8,342	19,000	(3,000)	(14)
01-7300-4410 CASHIERS OVER/SHORT-RECR.	-	19	-	-	-
01-7300-5210 TCA PURCHASES					
01-7300-5213 TRANSFER TO RESERVE	500	482	500	-	-
Total 7300 Recreation Administration	237,100	216,152	222,500	(14,600)	(6)
<u>7320 Recreation Programs - Daycamp</u>					
01-7320-0511 CANADA CONDITIONAL GRANT	-2,000		-2,000	-	-
01-7320-0567 FUNDRAISING	-1,100		-1,000	100	(9)
01-7320-0579 MISC FEES/CHARGES	-2,300		-2,300	-	-
01-7320-0586 GENERAL REGISTRATIONS	-80,100	312	-90,400	(10,300)	13
01-7320-1110 REGULAR SALARIES	21,400	4,486	21,800	400	2
01-7320-1111 PART-TIME SALARIES	81,700	5,077	68,700	(13,000)	(16)
01-7320-1112 OVERTIME (TIME & HALF)					
01-7320-1152 WAGE ACCRUAL(ANN.ADJ.AUDIT)		-744		-	-
01-7320-1510 EMPLOYEE BENEFITS	12,600	1,941	12,000	(600)	(5)
01-7320-1516 WSIB	3,200	67	2,900	(300)	(9)
01-7320-2229 MATERIALS	2,300	141	2,300	-	-
01-7320-2233 GENERAL SUPPLIES & EQUIPMENT	12,100	628	12,100	-	-
01-7320-3146 STAFF TRAINING/DEVELOPMENT	2,100	135	2,100	-	-
01-7320-3525 CONTRACT STAFF	8,700		15,300	6,600	76
01-7320-3529 PROGRAM ACTIVITIES	3,400	28	2,900	(500)	(15)
Total 7320 Recreation Programs - Daycamp	62,000	12,071	44,400	(17,600)	(28)
<u>7321 Recreation Programs - Special Events</u>					
01-7321-0511 CANADA CONDITIONAL GRANT	-1,500	-1,200	-1,500	-	-
01-7321-0579 FEES/MISC. CHARGES	-500	-1,000	-500	-	-
01-7321-0941 TRANSFER FR D.I.A. BOARD	-1,000	-1,000	-1,000	-	-
01-7321-1110 REGULAR SALARIES	3,500	5,926	3,600	100	3
01-7321-1510 EMPLOYEE BENEFITS	1,000	1,844	1,100	100	10
01-7321-1516 WSIB	100		100	-	-
01-7321-2233 GENERAL SUPPLIES & EQUIPMENT	5,000	4,263	5,000	-	-
Total 7321 Recreation Programs - Special Events	6,600	8,833	6,800	200	3
<u>7322 Recreation General Programs</u>					
01-7322-0586 GENERAL REGISTRATIONS	-24,500	-7,628	-24,500	-	-
01-7322-1110 REGULAR SALARIES	14,900	3,006	15,100	200	1
01-7322-1111 PART-TIME SALARIES	10,300	1,816	9,400	(900)	(9)
01-7322-1112 OVERTIME (TIME & HALF)		330		-	-
01-7322-1152 WAGE ACCRUAL(ANN.ADJ.AUDIT)		-127		-	-
01-7322-1510 EMPLOYEE BENEFITS	5,100	1,137	5,200	100	2
01-7322-1516 WSIB	800		800	-	-
01-7322-2229 PROJECTS/RESOURCES/SUPPLIES	5,200	2,050	5,100	(100)	(2)
01-7322-3525 FITNESS INSTRUCTORS	3,000	2,700	3,000	-	-
Total 7322 Recreation General Programs	14,800	3,284	14,100	(700)	(5)

	2020	2020	2021	BUDGET	BUDGET
	Approved	Actuals	Proposed	CHANGE	CHANGE
PARKS & RECREATION				\$	%
7323 Recreation Programs - Senior Games					
01-7323-0586 GENERAL REGISTRATIONS	-1,600		-1,600	-	-
01-7323-1110 REGULAR SALARIES	3,000	276	3,000	-	-
01-7323-1111 PART-TIME SALARIES	1,400	615	1,500	100	7
01-7323-1510 EMPLOYEE BENEFITS	1,100	163	1,100	-	-
01-7323-1516 WSIB	100		100	-	-
01-7323-3627 SUPPLIES/SITES/PROMO	1,600		1,600	-	-
Total 7323 Recreation Programs - Senior Games	5,600	1,054	5,700	100	2
7400 Capital Assets					
01-7400-6000 AMORTIZATION EXPENSE - TCA	465,200		466,300	1,100	0
01-7400-6100 CHANGE IN INVESTMENT IN CAPITAL ASSETS	-465,200		-466,300	(1,100)	0
Total 7400 Capital Assets				-	
7410 Facilities - Administration					
01-7410-0519 WALKING TRACK REVENUE	-700	-215	-700	-	-
01-7410-0999 PROCEEDS ON TCA DISPOSALS				-	
01-7410-1110 REGULAR SALARIES	23,800	63,925	24,500	700	3
01-7410-1111 PART-TIME SALARIES		2,455		-	
01-7410-1112 OVERTIME (TIME & HALF)					
01-7410-1113 OVERTIME (DOUBLE)		183		-	
01-7410-1125 MEAL ALLOWANCES (UNION)	4,800	2,576	4,800	-	-
01-7410-1152 WAGE ACCRUAL(ANN.ADJ./AUDIT)		-5,333		-	
01-7410-1510 EMPLOYEE BENEFITS	6,300	21,229	6,500	200	3
01-7410-1516 WSIB	700	10,516	700	-	-
01-7410-1519 EMPLOYEE ASSISTANCE PROGRAM		134		-	
01-7410-2214 UNIFORMS & CLOTHING	3,400	2,072	3,400	-	-
01-7410-3110 PROF.DEV/TRAINING/TRAVEL	8,700	2,255	6,900	(1,800)	(21)
01-7410-3128 SUBSCRIPTIONS & MEMBERSHIPS	1,000	1,109	1,100	100	10
01-7410-3212 TELEPHONE	2,700	2,948	2,700	-	-
01-7410-3215 PRINTING & ADVERTISING	1,600	685	1,600	-	-
01-7410-3319 CAPAC/PRO FEES	300	249	300	-	-
01-7410-3544 ELEVATOR SERVICE CONTRACT	4,900	4,913	4,900	-	-
01-7410-3710 INSURANCE (GENERAL)	34,000	38,080	48,500	14,500	43
01-7410-4220 INTEREST PAYMENT ON LOAN	20,900	20,929	17,100	(3,800)	(18)
01-7410-5210 TCA PURCHASES	26,000	25,979	0	(26,000)	(100)
01-7410-5230 PRINCIPAL PAYMENTS-LONG TERM DEBT	148,900	148,928	152,800	3,900	3
Total 7410 Facilities - Administration	287,300	343,617	275,100	(12,200)	(4)
7411 Facilities - Lions Den Room					
01-7411-0611 LIONS DEN ROOM	-11,000	-2,292	-8,400	2,600	(24)
01-7411-0613 BOARD ROOM	-3,500	-844	-2,700	800	(23)
01-7411-0663 SOP EVENTS	-2,200	-549	-2,200	-	-
01-7411-1110 REGULAR SALARIES	3,700	1,359	3,800	100	3
01-7411-1111 PART-TIME SALARIES	5,200	2,883	5,400	200	4
01-7411-1112 OVERTIME (TIME & HALF)					
01-7411-1113 OVERTIME (DOUBLE)					
01-7411-1152 WAGE ACCRUAL(ANN.ADJ./AUDIT)		-174		-	
01-7411-1510 EMPLOYEE BENEFITS	1,800	697	1,800	-	-
01-7411-1516 WSIB	300		300	-	-
01-7411-2213 CLEANING/JANITORIAL SUPPLIES	300	282	300	-	-
01-7411-3421 MULTI-PURPOSE ROOM MTCE/REPAIRS	500		500	-	-
01-7411-3715 HYDRO (HEATING)	4,600	3,722	4,900	300	7
01-7411-3716 HYDRO (GENERAL SERVICE) #1	4,600	3,722	4,900	300	7
Total 7411 Facilities - Lions Den Room	4,300	8,806	8,600	4,300	100

	2020	2020	2021	BUDGET	BUDGET
	Approved	Actuals	Proposed	CHANGE	CHANGE
PARKS & RECREATION				\$	%
7412 Facilities - Arena Winter Operations					
01-7412-0511 CANADA CONDITIONAL GRANTS				-	
01-7412-0579 MISC. REVENUE			-700	(700)	
01-7412-0582 PUBLIC ICE SKATING ADMISSIONS	-6,000	-482	-6,000	-	-
01-7412-0596 ADVERTISING- DISPLAY PANELS	-14,000	-9,669	-14,000	-	-
01-7412-0597 ADVERTISING- SCOREBOARD	-1,500	-535	-1,500	-	-
01-7412-0621 ICE SURFACE-H.M.H.A.	-97,500	-42,829	-87,000	10,500	(11)
01-7412-0622 ICE SURFACE-H.D.F.S.C.	-11,500	-5,472	-11,600	(100)	1
01-7412-0623 ICE SURFACE-H.M.R.A.	-12,500	-6,847	-12,700	(200)	2
01-7412-0624 ICE SURFACE-BARONS HOCKEY TEAM	-10,500	-2,754	-8,900	1,600	(15)
01-7412-0628 ICE SURFACE-PRIVATE RENTALS	-33,000	-16,830	-26,500	6,500	(20)
01-7412-1110 REGULAR SALARIES	115,000	111,809	118,600	3,600	3
01-7412-1111 PART-TIME SALARIES	46,300	35,847	57,400	11,100	24
01-7412-1112 OVERTIME (TIME & HALF)	2,200	1,670	5,300	3,100	141
01-7412-1113 OVERTIME (DOUBLE)		1,359		-	
01-7412-1152 WAGE ACCRUAL(ANN.ADJ.AUDIT)		-6,834		-	
01-7412-1510 EMPLOYEE BENEFITS	39,000	36,119	40,500	1,500	4
01-7412-1516 WSIB	5,100	-12	5,700	600	12
01-7412-2213 CLEANING/JANITORIAL SUPPLIES	5,500	5,075	6,200	700	13
01-7412-2519 WATER TREATMENT	1,000		1,000	-	-
01-7412-3420 ARENA MTCE/REPAIRS	31,900	19,712	34,900	3,000	9
01-7412-3422 ICE PLANT MTCE/REPAIRS	11,500	26,976	15,500	4,000	35
01-7412-3623 MACHINERY RENTAL-"TOWN EQUIPMENT"	3,000	1,958	3,000	-	-
01-7412-3712 WATER/SEWAGE	5,000	3,823	5,000	-	-
01-7412-3713 GAS (HEATING)	18,500	8,464	18,000	(500)	(3)
01-7412-3715 HYDRO (HEATING)	18,400	14,888	19,600	1,200	7
01-7412-3716 HYDRO (GENERAL SERVICE) #1	18,400	14,888	19,600	1,200	7
01-7412-3717 HYDRO (ICE PLANT)	64,400	52,108	68,600	4,200	7
Total 7412 Facilities - Arena Winter Operations	198,700	242,432	250,000	51,300	26
7413 2010 Olympia Ice Resurfacers					
01-7413-2410 FUEL/OPERATIONS	3,100	2,421	3,100	-	-
Total 7413 2010 Olympia Ice Resurfacers	3,100	2,421	3,100	-	-
7414 Facilities - Arena Summer Operations					
01-7414-0579 MISC. FEES/CHARGES		-17,927			
01-7414-0612 ARENA	-5,000	-1,078	-5,000	-	-
01-7414-1110 REGULAR SALARIES	77,400	57,727	79,600	2,200	3
01-7414-1111 PART-TIME SALARIES	22,900	10,745	23,700	800	3
01-7414-1112 OVERTIME (TIME & HALF)	1,400		1,400	-	-
01-7414-1152 WAGE ACCRUAL(ANN.ADJ./AUDIT)		-139		-	
01-7414-1510 EMPLOYEE BENEFITS	26,400	17,859	26,800	400	2
01-7414-1516 WSIB	3,200		3,300	100	3
01-7414-2213 CLEANING/JANITORIAL SUPPLIES	4,000	3,891	4,500	500	13
01-7414-3130 COVID19 - RECOVERY CENTRE	0	17,927	0	-	
01-7414-3420 ARENA MTCE/REPAIRS	21,100	34,970	21,100	-	-
01-7414-3623 MACHINERY RENTAL-"TOWN EQUIPMENT"	700	1,383	1,100	400	57
01-7414-3716 HYDRO (GENERAL SERVICE) #1	23,000	18,610	24,500	1,500	7
Total 7414 Facilities - Arena Summer Operations	175,100	143,968	181,000	5,900	3
7415 Facilities - Concession Booth/Vending Machines					
01-7415-0591 VENDOR COMMISSIONS	-4,800	-275	-2,800	2,000	(42)
01-7415-0661 CONCESSION BOOTH	-4,000	-3,047	-2,500	1,500	(38)
01-7415-0662 VENDING MACHINES	-5,000	-1,694	-5,000	-	-
01-7415-2226 CONCESSION BOOTH SUPPLIES	1,800	1,671	1,800	-	-
01-7415-2227 VENDING MACHINE SUPPLIES	4,000	849	4,000	-	-
01-7415-4410 CASHIER OVER/SHORT-CONCESSION					
Total 7415 Facilities - Concession Booth/Vending Machines	-8,000	-2,496	-4,500	3,500	(44)

				BUDGET	BUDGET
	2020	2020	2021	CHANGE	CHANGE
PARKS & RECREATION	Approved	Actuals	Proposed	\$	%
<u>7425 Facilities - Concession Booth/Vending Machines</u>					
01-7425-0526 AGRICULTURAL SOCIETY SUBSIDY			-2,000	(2,000)	
01-7425-1110 REGULAR SALARIES		678	700	700	
01-7425-1112 OVERTIME (TIME & HALF)		126	100	100	
01-7425-1113 OVERTIME (DOUBLE)		126		-	
01-7425-1510 EMPLOYEE BENEFITS		239	300	300	
01-7425-1516 WSIB		12	100	100	
01-7425-3420 EAST PARKING LOT MTCE/REPAIRS		1,754	1,900	1,900	
01-7425-3623 MACHINERY RENTAL-"TOWN EQUIP"		1,117	900	900	
Total 7425 Arena-East (Back) Parking Lot	-	4,052	2,000	2,000	
Total Parks & Recreation	2,000,900	1,797,663	1,983,700	-17,200	-1

2021 BUDGET vs 2020 BUDGET

	2020	2020	2021	BUDGET	BUDGET
HANOVER PUBLIC LIBRARY	Approved	Actuals	Proposed	CHANGE	CHANGE
				\$	%
<u>7910 Hanover Public Library</u>					
11-7910-0511 CANADA CONDITIONAL GRANTS		-3,375	-2,800	-2,800	
11-7910-0516 FINES & FEES	-10,000	-4,439	-5,000	5,000	-50
11-7910-0518 DONATIONS	-18,000	-15,260	-15,500	2,500	-14
11-7910-0521 ONTARIO CONDITIONAL GRANTS	-14,300	-17,971	-15,000	-700	5
11-7910-0559 BAG TAGS	-300	-100	-300		
11-7910-0579 FEES/MISC. CHARGES	-1,000	-132	-500	500	-50
11-7910-0591 GALA FUNDRAISER	-7,500			7,500	-100
11-7910-0641 DUPLICATING SERVICES	-5,000	-1,041	-4,000	1,000	-20
11-7910-0643 EQUIPMENT RENTAL CHARGES					
11-7910-0690 PROGRAM ACTIVITIES	-4,500	-684		4,500	-100
11-7910-0922 MONTHLY BANK INTEREST	-4,000	-2,695	-2,000	2,000	-50
11-7910-0934 TRANSFER FROM RESERVES	-12,700		-19,300	-6,600	52
11-7910-0945 TRANSFER FROM TOWN OF HANOVER	-568,100	-520,758	-573,600	-5,500	1
11-7910-0957 SALE OF SOUVENIERS(BOOKS-MUGS)		-15			
11-7910-1110 REGULAR SALARIES	142,200	136,489	143,700	1,500	1
11-7910-1111 PART-TIME SALARIES	204,500	163,815	200,300	-4,200	-2
11-7910-1122 STIPENDS-BOARDS,COMMISS,COMM.	2,100		2,100		
11-7910-1152 WAGE ACCRUAL(ANN.ADJ./AUDIT)		-5,928			
11-7910-1510 EMPLOYEE BENEFITS	60,300	55,364	60,400	100	
11-7910-1516 WSIB	1,000	8,460	1,200	200	20
11-7910-1519 EMPLOYEE ASSISTANCE PROGRAM (EAP)		81			
11-7910-2110 OFFICE EQUIPMENT PURCHASE	1,500	131	1,500		
11-7910-2233 GENERAL SUPPLIES & EQUIPMENT	1,300	1,070	1,300		
11-7910-2234 GALA FUNDRAISER	2,500			-2,500	-100
11-7910-2236 ELECTRONIC RESOURCES/SUBSCRIPTIONS	6,100	5,514	7,500	1,400	23
11-7910-2237 MISC. LENDING MATERIALS	500		500		
11-7910-2238 PERIODICALS	3,800	286	3,600	-200	-5
11-7910-2250 MATERIAL SUPPLIES & EQUIPMENT	2,800	1,628	2,900	100	4
11-7910-2251 MICROFORM			300	300	
11-7910-2252 PHOTOCOPIER SUPPLIES	500	481	300	-200	-40
11-7910-2253 COMP-HD/ST ONLINE/SUPPLY	3,200	3,373	3,500	300	9
11-7910-3110 PROF.DEV/TRAINING/TRAVEL	5,100	1,286	3,100	-2,000	-39
11-7910-3128 SUBSCRIPTIONS & MEMBERSHIPS	400	258	400		
11-7910-3130 EMERGENCY & PANDEMIC EXPENSES		4,286	1,200	1,200	
11-7910-3210 POSTAGE & FAX	1,000	297	1,400	400	40
11-7910-3212 TELEPHONE	2,400	2,142	2,300	-100	-4
11-7910-3214 PAPER & FORMS	300	115	300		
11-7910-3215 PRINTING & ADVERTISING	2,400	66	2,200	-200	-8
11-7910-3220 INTERNET SERVICE PROVIDER	900	842	900		
11-7910-3310 AUDIT SERVICE	1,800	1,826	1,900	100	6
11-7910-3316 ILS SUPPORT & UPGRADES	4,500	4,477	4,600	100	2
11-7910-3413 GENERAL EQUIPMENT MTCE/REPAIRS	200	160	200		
11-7910-3513 PHOTOCOPIER RENT/MTCE CONTRACT	2,700	1,584	2,700		
11-7910-3529 PROGRAM ACTIVITIES	4,500	441	3,000	-1,500	-33
11-7910-3615 MUNICIPAL OFFICE COMPUTER FEES	2,900	2,800	2,800	-100	-3
11-7910-3627 CONSULTING SERVICES	9,000		9,000		
11-7910-3710 INSURANCE (GENERAL)	1,400	1,418	1,400		
11-7910-3721 LEASE OF LIBRARY SPACE	122,600	112,539	125,100	2,500	2
11-7910-3880 DONOR WALL SIGNAGE	1,300	2,867	400	-900	-69
11-7910-4121 VISA/MASTERCARD/INTRAC FEES	200	817	200		
11-7910-4410 CASHIER OVER/SHORT					

				BUDGET	BUDGET
	2020	2020	2021	CHANGE	CHANGE
HANOVER PUBLIC LIBRARY	Approved	Actuals	Proposed	\$	%
11-7910-5211 BOOKS	35,800	18,330	32,200	-3,600	-10
11-7910-5212 AUDIO	3,200	1,066	3,000	-200	-6
11-7910-5213 TRANSFER TO RESERVES	5,000	19,798	6,000	1,000	20
11-7910-5214 DVD's	5,500	2,629	4,600	-900	-16
11-7910-6000 AMORTIZATION EXPENSE - TCA	39,400		43,100	3,700	9
11-7910-6100 CHANGE IN INVESTMENT IN CAPITAL ASSETS	-39,400		-43,100	-3,700	9
Total 7910 Hanover Public Library	-	(15,662)	-	-	

2021 BUDGET vs 2020 BUDGET

	2020	2020	2021	BUDGET	BUDGET
	Approved	Actuals	Proposed	CHANGE	CHANGE
BUILDING & PLANNING				\$	%
2400 Building					
01-2400-0579 MISC. FEES/CHARGES	0	-19,000	-	-	
01-2400-0821 BUILDING/SIGN PERMITS	-345,000	-516,584	-340,000	5,000	-1
01-2400-0880 ZONING COMPLIANCE FEE	-3,000	-2,850	-3,000	-	0
01-2400-1110 REGULAR SALARIES	199,400	222,763	203,400	4,000	2
01-2400-1152 WAGE ACCRUAL(ANN.ADJ./AUDIT)		-1,722		-	
01-2400-1510 EMPLOYEE BENEFITS	46,400	38,416	28,700	(17,700)	-38
01-2400-1516 WSIB	5,800	6,489	6,000	200	3
01-2400-1519 EMPLOYEE ASSISTANCE PROGRAM		81		-	
01-2400-2130 OFFICE & STATIONERY SUPPLIES	1,200	57	1,200	-	0
01-2400-2214 UNIFORMS & CLOTHING	500	11	500	-	0
01-2400-2410 VEHICLE EXPENSES	3,600	1,710	3,600	-	0
01-2400-3110 PROF.DEV./TRAINING/TRAVEL	8,500	4,326	6,500	(2,000)	-24
01-2400-3128 SUBSCRIPTIONS & MEMBERSHIPS	2,000	1,277	2,000	-	0
01-2400-3212 TELEPHONE	1,600	1,463	1,600	-	0
01-2400-3311 LEGAL SERVICE	500	143	500	-	0
01-2400-3325 COMPUTER SERVICES/SUPPLIES	1,000	118	1,000	-	0
01-2400-3525 CONTRACT FEE	21,500	18,235	24,600	3,100	14
01-2400-5212 TRANSFER TO RESERVE FUND	170,000	230,000	180,000	10,000	6
01-2400-5213 TRANSFER TO RESERVE	2,700	2,674	2,700	-	0
01-2400-6000 AMORTIZATION EXPENSE - TCA			3,100	3,100	
01-2400-6100 CHANGE IN INVESTMENT IN CAPITAL ASSETS			-3,100	(3,100)	
Total 2400 Building	116,700	-12,393	119,300	2,600	2
8100 Planning & Development					
01-8100-0579 FEES/MISC. CHARGES	-16,000	-21,618	-16,000	-	
01-8100-0680 SITE AGREEMENT FEES	-20,000	-18,524	-20,000	-	
01-8100-0934 TRANSFER FROM RESERVES	-100,000		-75,000	25,000	-25
01-8100-3110 PROF.DEV/TRAINING/TRAVEL	3,000	263	1,500	(1,500)	-50
01-8100-3128 SUBSCRIPTIONS & MEMBERSHIPS	500	493	500	-	
01-8100-3215 PRINTING & ADVERTISING	7,500	9,160	7,500	-	
01-8100-3311 LEGAL SERVICES	600	29,642	600	-	
01-8100-3316 CONSULTANTS FEES	113,500	42,866	93,500	(20,000)	-18
01-8100-3412 GROUNDS/PROPERTY MTCE/IMPROVE.	800	1,401	800	-	
01-8100-5213 TRANSFER TO RESERVE	10,000	10,000	10,000	-	
01-8100-6000 AMORTIZATION EXPENSE - TCA	4,000		4,000	-	
01-8100-6100 CHANGE IN INVESTMENT IN CAPITAL ASSETS	-4,000		-4,000	-	
Total 8100 Planning & Development	-100	53,683	3,400	3,500	(3,500)

				BUDGET	BUDGET
	2020	2020	2021	CHANGE	CHANGE
BUILDING & PLANNING	Approved	Actuals	Proposed	\$	%
8270 Industrial Park					
01-8270-0579 MISC REVENUE					
01-8270-0614 RENTAL (LEASE) FEES	-12,000	-12,000	-12,000	-	
01-8270-0861 SALE OF LAND	-105,000		-105,000	-	
01-8270-0934 TRANSFER FROM RESERVES					
01-8270-0936 TRANSFER FROM RESERVE FUND					
01-8270-2711 COST OF INDUSTRIAL LOTS	65,000	6,102	65,000	-	
01-8270-3311 LEGAL SERVICE	2,000	1,502	2,000	-	
01-8270-3627 BUSINESS PARK DEVELOPMENT		92,740			
01-8270-4127 INTERNAL INTEREST EXPENSE	6,400	6,440	4,500	(1,900)	-30
01-8270-5212 TRANSFER TO RESERVE FUND					
01-8270-5213 TRANSFER TO RESERVES	92,000	92,000	92,000	-	
01-8270-5710 ACQUIRED LAND FOR RESALE					
Total 8270 Industrial Park	48,400	186,784	46,500	(1,900)	-4
Total Building & Planning	165,000	228,074	169,200	4,200	2.55

2021 BUDGET vs 2020 BUDGET

	2020	2020	2021	BUDGET	BUDGET
ANIMAL CONTROL	Approved	Actuals	Proposed	CHANGE	CHANGE
				\$	%
2420 Canine Control					
01-2420-0810 CAT LICENSE	-200	-60	-200		-
01-2420-0813 DOG LICENSE	-7,000	-6,315	-7,000		-
01-2420-2241 DOG TAGS/LICENCES	700	393	700	0	-
01-2420-3545 ANIMAL CONTROL CONTRACT	16,000	15,338	16,000		-
Total 2420 Canine Control	9,500	9,356	9,500	0	-
Total Animal Control	9,500	9,356	9,500	-	-

2021 BUDGET vs 2020 BUDGET

	2020	2020	2021	BUDGET	BUDGET
	Approved	Actuals	Proposed	CHANGE	CHANGE
ECONOMIC DEVELOPMENT				\$	%
8200 Economic Development					
01-8200-0521 ONTARIO CONDITIONAL GRANTS	(53,900)	-17,808	(17,500)	36,400	(68)
01-8200-0551 OTHER GRANTS	(20,000)	-2,500	(22,500)	-2,500	13
01-8200-0578 PROMOTIONAL MATERIAL-HATS/TOWELS/SHIRTS/PINS/PENS		-18			
01-8200-0579 MISC FEES/DONATIONS	(2,000)	-5,042	(2,000)	0	-
01-8200-0934 TRANSFERS FROM RESERVES	(51,900)		(84,400)	-32,500	63
01-8200-0941 TRANSFER FROM DIA BOARD	(6,000)		(6,000)	0	-
01-8200-1110 REGULAR SALARIES	75,700	75,453	78,700	3,000	4
01-8200-1152 WAGE ACCRUAL(ANN.ADJ.AUDIT)	-	-644	-		
01-8200-1510 EMPLOYEE BENEFITS	21,300	21,110	22,000	700	3
01-8200-1516 WSIB	2,400	2,223	2,500	100	4
01-8200-1519 EMPLOYEE ASSISTANCE PROGRAM	-	27	-	0	
01-8200-3110 PROF.DEV/TRAINING/TRAVEL	5,000	2,726	500	-4,500	(90)
01-8200-3128 SUBSCRIPTIONS & MEMBERSHIPS	2,800	1,774	1,600	-1,200	(43)
01-8200-3140 TRADE FAIRS	500		-	-500	(100)
01-8200-3212 TELEPHONE	700	512	700		-
01-8200-3215 PRINTING & ADVERTISING	11,000	4,432	8,000	-3,000	(27)
01-8200-3230 COMMUNITY IMPROVEMENT PARTNERSHIP (CIP)	12,500		-	-12,500	(100)
01-8200-3232 WW WEBSITE (MAINTENANCE)	3,000	1,759	2,250	-750	(25)
01-8200-3233 INITIATIVES/SPONSORSHIPS	34,000	15,688	29,350	-4,650	(14)
01-8200-3234 RADIO ADVERTISING	6,000	1,099	6,000		-
01-8200-3316 CONSULTANTS	-	8,900	-	0	
01-8200-3627 MARKETING & BRANDING	141,900	35,656	158,900	17,000	12
01-8200-5210 TCA PURCHASES	-	17,808	-	0	
01-8200-5213 TRANSFER TO RESERVES		26,900			
01-8200-5214 TRANSFER TO YATC	100,000	100,000	100,000		-
Total 8200 Economic Development	283,000	290,055	278,100	(4,900)	(2)

2021 BUDGET vs 2020 BUDGET

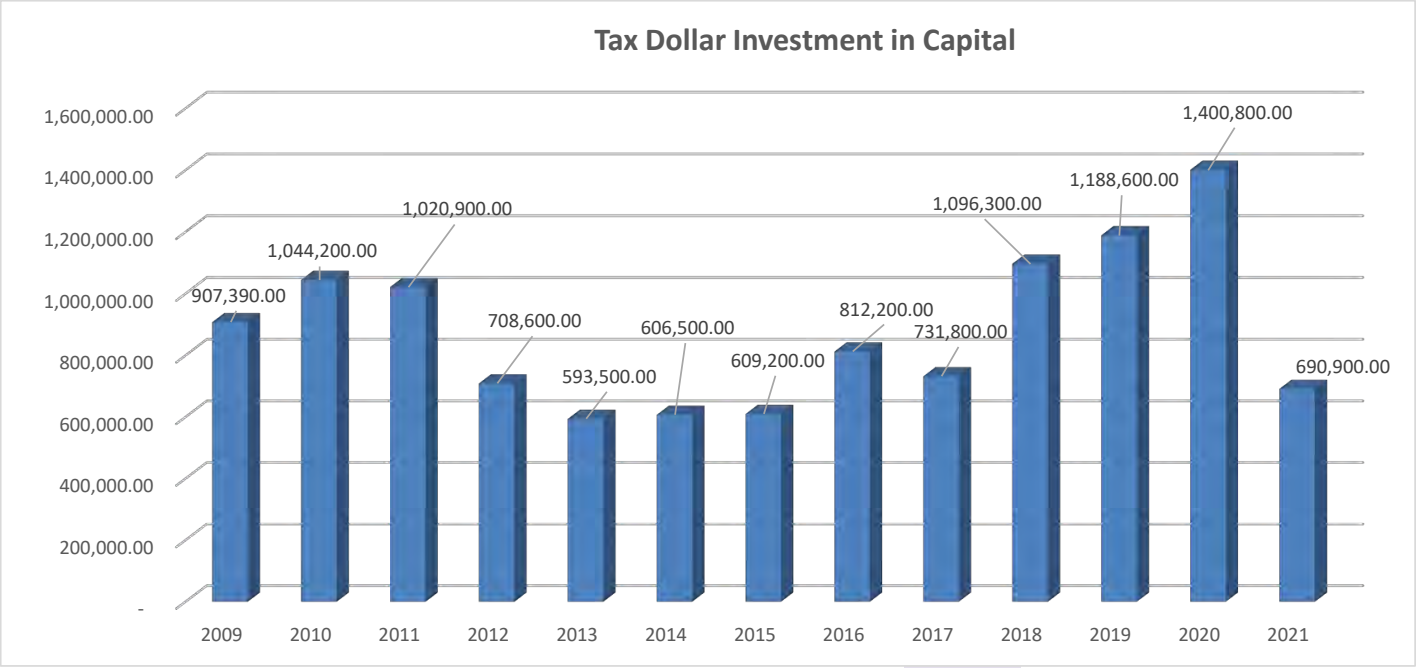
Launchpad	2020 Approved	2020 Actuals	2021 Proposed	BUDGET CHANGE \$	BUDGET CHANGE %
8250 Launch Pad					
8250 Launch Pad					
61-8250-0511 CANADA CONDITIONAL GRANTS	-16,300	-20,075	-23,300	-7,000	43
61-8250-0518 DONATIONS	-70,100	-33,740	-62,500	7,600	(11)
61-8250-0521 ONTARIO CONDITIONAL GRANTS	-3,700	-36,701	-65,000	-61,300	1,657
61-8250-0551 OTHER GRANTS	-56,700	-174,219	-123,000	-66,300	117
61-8250-0579 MISCELLANEOUS REVENUE		-325	-2,200	-2,200	
61-8250-0586 PROGRAM FEE REVENUE - Youth	-50,000	-11,995	-27,200	22,800	(46)
61-8250-0588 PROGRAM FEE REVENUE - Adult		-11,351	-7,700	-7,700	
61-8250-0607 MEMBERSHIP FEES	-400	-150	-100	300	(75)
61-8250-0614 ROOM RENTALS	-4,500	-3,909	-3,500	1,000	(22)
61-8250-0881 ENTREPRENEURAL REVENUE		-400			
61-8250-0945 TRANSFER FROM TOWN OF HANOVER	-100,000	-100,000	-100,000	0	-
61-8250-1111 WAGES	151,500	112,772	183,300	31,800	21
61-8250-1152 WAGE ACCRUAL (ANN.ADJ.AUDIT)		-3,138			
61-8250-1510 BENEFITS	13,200	9,767	23,500	10,300	78
61-8250-1516 WSIB	4,800	3,268	6,000	1,200	25
61-8250-2130 OFFICE & STATIONERY SUPPLIES	4,700	3,885	4,600	-100	(2)
61-8250-2228 ENTREPRENEURAL EXPENSES				0	
61-8250-2233 EQUIPMENT PURCHASE & MAINTENANCE	9,300	3,009	8,000	-1,300	(14)
61-8250-3110 PROFESSIONAL DEVELOPMENT/TRAINING	3,400	4,099	3,000	-400	(12)
61-8250-3128 SUBSCRIPTIONS & MEMBERSHIPS		3,765	4,000	4,000	
61-8250-3310 AUDIT SERVICE	5,600	501	5,600		-
61-8250-3311 LEGAL SERVICE	500		500		-
61-8250-3316 CONSULTANT FEES		6,106	3,500	3,500	
61-8250-3325 COMPUTER/TECHNOLOGY SERVICES	1,000	244	1,000		-
61-8250-3400 PROPERTY MAINTENANCE	4,700	2,170	4,400	-300	(6)
61-8250-3527 TRANSPORTATION COSTS		5,921	25,000	25,000	
61-8250-3528 PROGRAM EXPENSES - Adult		25,268	47,500	47,500	
61-8250-3529 PROGRAM EXPENSES - Youth	26,000	15,979	22,000	-4,000	(15)
61-8250-3627 MARKETING/COMMUNITY AWARENESS	12,800	5,273	6,800	-6,000	(47)
61-8250-3710 INSURANCE (GENERAL)	200	255	300	100	50
61-8250-3721 LEASE/BLDG EXPENSES	64,000	50,701	54,000	-10,000	(16)
61-8250-5210 TCA PURCHASES		17,578	5,000	5,000	
61-8250-5213 TRANSFER TO RESERVES			6,500	6,500	
61-8250-6000 AMORTIZATION EXPENSE - TCA	50,000		50,000	0	-
61-8250-6100 CHANGE IN INVESTMENT IN CAPITAL ASSETS	-50,000		-50,000	0	-
Total 8250 Launch Pad	-	-125,442	-	0	

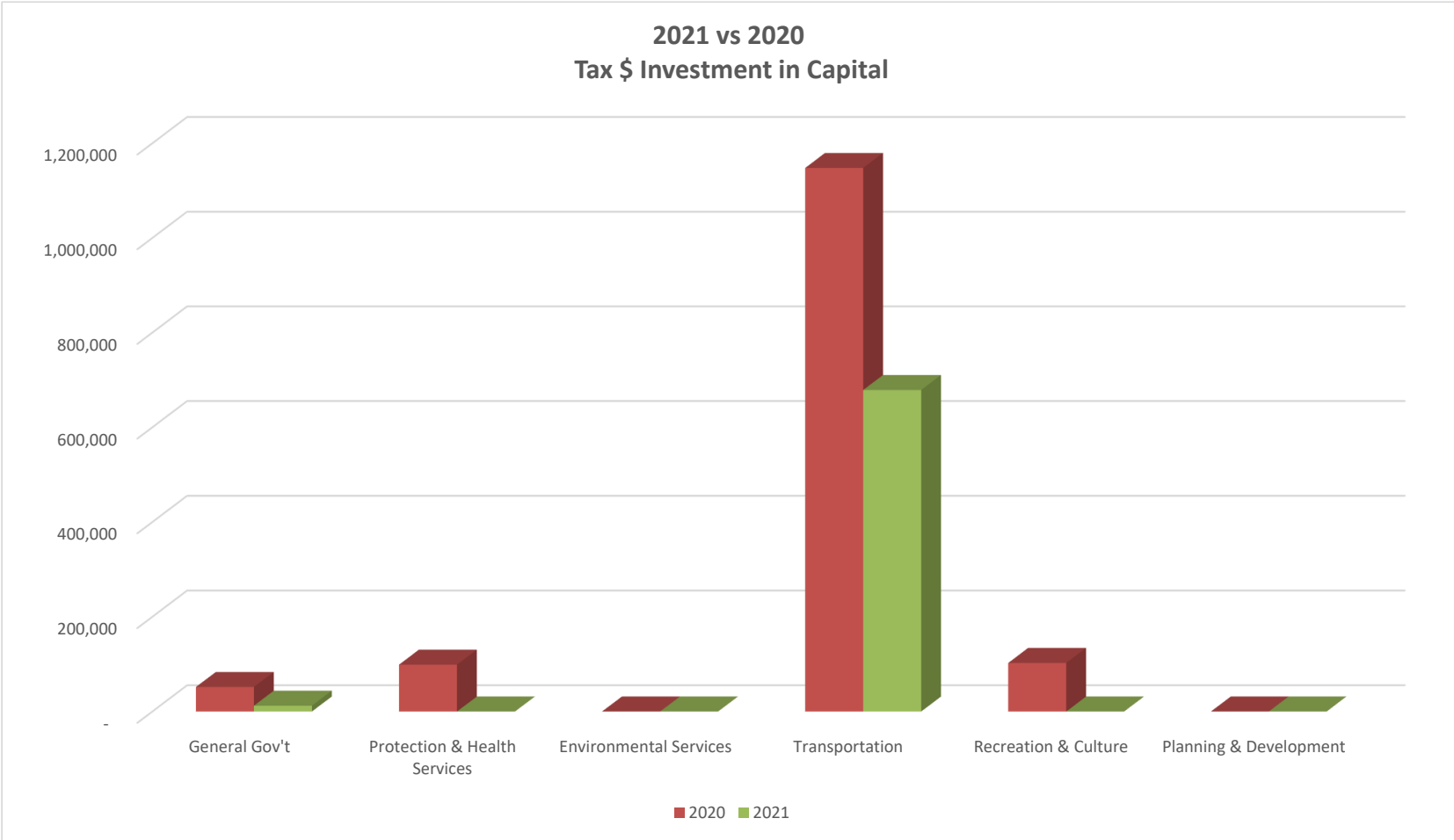
2021 BUDGET vs 2020 BUDGET

	2020	2020	2021	BUDGET	BUDGET
OTHER	Approved	Actuals	Proposed	CHANGE	CHANGE
				\$	%
<u>2300 Saugeen Valley Conservation Authority</u>					
01-2300-6120 TRANSFER TO S.V.C.A.	113,500	113,511	113,600	100	0
Total 2300 Saugeen Valley Conservation Authority	113,500	113,511	113,600	100	0
<u>3850 Saugeen Municipal Airport</u>					
01-3850-0934 TRANSFER FROM RESERVES	-	-	(5,000)		
01-3850-5213 TRANSFER TO RESERVE	3,000	3,000	3,000		0
01-3850-5216 SMA-AIRPORT-(HANOVER-31.19%)	50,000	46,500	55,000	5,000	10
Total 3850 Saugeen Municipal Airport	53,000	49,500	53,000	0	0
<u>3900 SMART Transit</u>					
01-3900-5218 TRANS.TO SMART (Transit Corp)	161,000	150,546	114,100	-46,900	-29
Total 3900 SMART Transit	161,000	150,546	114,100	-46,900	-29
Total Other	327,500	313,557	280,700	-46,800	-14

CAPITAL BUDGETS 2021 vs 2020

Dept.	Attributable to Revenue Fund			Attributable to Water/Sewer Rates			Attributable to Reserves			Attributable to Grants/Other			TOTAL		
	2021	2020	% Incr.	2021	2020	% Incr.	2021	2020	% Incr.	2021	2020	% Incr.	2021	2020	% Incr.
Administration		28,500									1,500		-	30,000	
Civic Centre													-	-	
140 7th Ave (EMS Bldg)													-	-	
267 10th St (BWR Bldg)													-	-	
Hanover Family Centre	12,200	23,200								12,200			24,400	23,200	
Sub-Total															
General Gov't	12,200	51,700	-76%	-	-		-	-	0%	12,200	1,500		24,400	53,200	-54%
Fire		28,800						69,000			2,200		-	100,000	
Emergency Mgmt.													-	-	
Police		45,000					90,000						90,000	45,000	
Cemetery	-	25,000											-	25,000	
Medical Clinic													-	-	
Sub-Total Protection & Health Services	-	98,800	-100%	-	-		90,000	69,000	30%	-	2,200		90,000	170,000	-47%
Water Works				509,000	399,000						433,000		509,000	832,000	
Sewage System				458,000	351,000		1,100,000	1,575,000					1,558,000	1,926,000	
Sub-Total Environment	-	-		967,000	750,000	29%	1,100,000	1,575,000	-30%	-	433,000		2,067,000	2,758,000	-25%
Road Work	666,000	439,500								377,000	612,200		1,043,000	1,051,700	
Sidewalks		160,800											-	160,800	
Transportation Equip.		297,000									15,000		-	312,000	
Storm Sewers	12,700	250,500								233,300			246,000	250,500	
Street Lights		-											-	-	
Sub-Total Transportation	678,700	1,147,800	-41%	-	-		-	-	0%	610,300	627,200	-3%	1,289,000	1,775,000	-27%
Parks & Outdoor Facilities		76,500					55,700	83,700		153,300	161,100		209,000	321,300	
Regional Aquatic Centre													-	-	
Recr. Admin													-	-	
P & H Centre		26,000											-	26,000	
Civic Theatre							513,000	40,000		1,350,000			1,863,000	40,000	
Sub-Total Recreation & Culture	-	102,500	-100%	-	-		568,700	123,700	360%	1,503,300	161,100		2,072,000	387,300	435%
Industrial Land													-	-	
Plan. & Dev.	-												-	-	
EDC													-	-	
Sub-Total Planning & Development	-	-		-	-		-	-		-	-		-	-	0%
TOTAL TOWN CAPITAL	690,900	1,400,800	-50.68%	967,000	750,000	28.93%	1,758,700	1,767,700	-0.51%	2,125,800	1,225,000	73.53%	5,542,400	5,143,500	7.76%
	690,900	1,400,800		967,000	750,000		1,758,700	1,767,700		2,125,800	1,225,000		5,542,400	5,143,500	
		709,900			217,000			9,000			900,800			398,900	
without water/sewer	690,900	1,400,800		-	-		658,700	192,700		2,125,800	792,000		3,475,400	2,385,500	





Capital Budget Forecast Summary

Capital Projects

Proj. #	Priority Rating	Total	Tsfr from Revenue (Taxes)	Water Fees	Sewer Fees	Reserves	Reserve Fund	Grants	Other	Total Financing
General Government										
1	B	24,400	(12,200)	-	-	-	-	-	(12,200)	(24,400)
Total General Government		24,400	(12,200)	-	-	-	-	-	(12,200)	(24,400)
Protection Services										
2	D	60,000	-	-	-	(60,000)	-	-	-	(60,000)
3	D	20,000	-	-	-	(20,000)	-	-	-	(20,000)
4	D	10,000	-	-	-	(10,000)	-	-	-	(10,000)
Total Protection Services		90,000	-	-	-	(90,000)	-	-	-	(90,000)
Health Services										
Total Health Services		-	-	-	-	-	-	-	-	-
Transportation Services										
5	C	246,000	(12,700)	-	-	-	-	(233,300)	-	(246,000)
6	C	80,000	(50,000)	(16,000)	(14,000)	-	-	-	-	(80,000)
7	C	1,040,000	(616,000)	(269,000)	(155,000)	-	-	-	-	(1,040,000)
8	A	377,000	-	-	-	-	-	-	(377,000)	(377,000)
Total Transportation Services		1,743,000	(678,700)	(285,000)	(169,000)	-	-	(233,300)	(377,000)	(1,743,000)
Environment Services										
9	B	224,000	-	(224,000)	-	-	-	-	-	(224,000)
10	A	1,100,000	-	-	-	-	(1,100,000)	-	-	(1,100,000)
11	C	289,000	-	-	(289,000)	-	-	-	-	(289,000)
Total Environment Services		1,613,000	-	(224,000)	(289,000)	-	(1,100,000)	-	-	(1,613,000)
Parks, Recreation & Culture										
Total Parks, Recreation & Culture		-	-	-	-	-	-	-	-	-

Proj. #	Priority	Total	Tsfr from	Water Fees	Sewer Fees	Reserves	Reserve Fund	Grants	Other	Total	
	Rating		Revenue							Financing	
			(Taxes)								
13	7100C020 Trails System Bridge - Structure 4 and Structure 2	A	209,000	-	-	-	(55,700)	-	(153,300)	-	(209,000)
14	7830C001 Rehabilitation of Theatre/Community Hall	B	1,863,000	-	-	-	-	(513,000)	-	(1,350,000)	(1,863,000)
Total Parks, Recreation & Culture			2,072,000	-	-	-	(55,700)	(513,000)	(153,300)	(1,350,000)	(2,072,000)
			-	-	-	-	-	-	-	-	-
Planning & Development			-	-	-	-	-	-	-	-	-
Total Planning & Development			-	-	-	-	-	-	-	-	-
Grand Total			5,542,400	(690,900)	(509,000)	(458,000)	(145,700)	(1,613,000)	(386,600)	(1,739,200)	(5,542,400)
			-	-	-	-	-	-	-	-	-



Capital 5 Yr Budget Forecast Summary

Capital Projects

	2021	2022	2023	2024	2025	GRAND
	4 Council Review	4 Council Review	4 Council Review	4 Council Review	4 Council Review	TOTAL
General Government						
1340C001 Roof Top Unit	24,400					24,400
Total General Government	24,400					24,400
Protection Services						
2100C003 Emergency Services Building (Firehall)		67,500	2,100,000			2,167,500
2230C003 Unmarked Vehicle	60,000					60,000
2230C005 Police Station (New Bldg)						
2230C006 Network Servers	20,000					20,000
2230C007 Police CEW and Patrol Rifles	10,000					10,000
2230C008 Body Worn Cameras		20,000				20,000
2230C009 Marked Cruiser		60,000				60,000
Total Protection Services	90,000	147,500	2,100,000			2,337,500
Health Services						
5200C001 Replacement of Steiner Mower		32,000				32,000
5200C002 Cemetery Roadway Paving			25,000			25,000
5300C002 Waiting Room/Office Equipment Upgrade		75,000				75,000
Total Health Services		107,000	25,000			132,000
Transportation Services						
3300C002 21st Ave "A" Storm Sewer Rehabilitation	246,000	230,000	240,000			716,000
3300C007 8th St. from 14th Ave to 17th Ave/14th Ave from 7th St-9th St. Reconstruction						
3300C009 16th Ave from 10th to 14th St Reconstruction					20,400	20,400
3300C010 11th St from 15th Ave to 21st Ave Reconstruction	80,000	1,105,000	1,100,000			2,285,000
3300C011 Repave 2nd St - Cty Rd 10 to 14th Ave						
3300C012 15th Ave from 10th to 13th St Reconstruction	1,040,000					1,040,000
3300C013 2nd St. from 14th Ave to 18th Ave			41,000	1,143,000		1,184,000
3300C016 9th Ave from 14th to 16th St/16th St. from 8th to 9th Ave				46,000	1,247,000	1,293,000
3300C020 2001 Trackless Replacement		189,900				189,900
3300C021 14th Ave - 2nd St 'A' to 4th St / 2nd St 'A', 13th Ave 'A', 3rd St Resurfacing	377,000					377,000
3300C023 21st Avenue & 15th Street Close Paving		170,000				170,000
3300C024 7th Street from 13th Avenue Easterly					51,000	51,000
Total Transportation Services	1,743,000	1,694,900	1,381,000	1,189,000	1,318,400	7,326,300
Environment Services						
4400C001 24th Avenue (CR#28) Watermain Extension			305,000			305,000
4400C003 Deep Well #2 - Pumphouse Equipment					554,400	554,400
4400C004 7th Avenue Water Tower Replacement	224,000	3,776,000				4,000,000
4400C005 14th Street Water Tower Interior/Exterior Painting		23,000	1,825,000			1,848,000



Capital 5 Yr Budget Forecast Summary

Capital Projects

	2021	2022	2023	2024	2025	GRAND
	4 Council Review	4 Council Review	4 Council Review	4 Council Review	4 Council Review	TOTAL
4400C006 Service Vehicle Replacement				60,000		60,000
4620C002 Wastewater Treatment Chlorine Disinfection System	1,100,000					1,100,000
4620C003 Wastewater Treatment Plant Digester Upgrades		153,000	3,977,000			4,130,000
4640C002 Former JDSS Sewer Rehabilitation		150,000				150,000
4640C003 5th Avenue Trunk Sanitary Sewer Reline	289,000					289,000
Total Environment Services	1,613,000	4,102,000	6,107,000	60,000	554,400	12,436,400
Parks, Recreation & Culture						
7100C005 Parks & Outdoor Signage Upgrade		25,000	25,000	25,000		75,000
7100C006 Hardball Diamond Refurbishment					250,000	250,000
7100C007 Playground Improvements		95,000				95,000
7100C008 Parks Equipment Replacement		20,000				20,000
7100C009 Skateboard Park Upgrade				20,000		20,000
7100C010 Main Tractor Replacement & Loader					50,000	50,000
7100C011 Athletic Field - Washroom Replacement/Upgrade			50,000			50,000
7100C012 Trails System East Loop Development		25,000				25,000
7100C013 Heritage Square - Security Cameras/Stage Canopy		25,000				25,000
7100C014 Kinsmen Ball Park Pavillion		26,500				26,500
7100C015 RailLands - Fencing & Field Upgrades			20,000			20,000
7100C016 Picnic Table Replacements				20,000		20,000
7100C020 Trails System Bridge - Structure 4 and Structure 2	209,000	913,000	1,029,600			2,151,600
7100C022 1 Tonne Service Vehicle Replacement		68,000				68,000
7100C023 Ball Diamond Groomer			15,000			15,000
7100C024 Commercial Mower Snowblower Unit with attachments		58,000				58,000
7210C001 Aquatic Facility - Structural Analysis - 20 year		10,000				10,000
7210C002 Chemical Feed Systems		20,000				20,000
7300C001 Program Equipment Replacement & Upgrade		10,000				10,000
7410C003 Tables & Chairs Replacement		8,000				8,000
7410C004 Boom Lift				48,000		48,000
7410C005 Ice Resurfacer		88,000				88,000
7830C001 Rehabilitation of Theatre/Community Hall	1,863,000					1,863,000
Total Parks, Recreation & Culture	2,072,000	1,391,500	1,139,600	113,000	300,000	5,016,100
Planning & Development						
8200C001 Entrance Signs				28,900		28,900
Total Planning & Development				28,900		28,900
Grand Total	5,542,400	7,442,900	10,752,600	1,390,900	2,172,800	27,301,600

2021 BUDGET vs 2020 BUDGET

				BUDGET	BUDGET
	2020	2020	2021	CHANGE	CHANGE
DIA	Approved	Actuals	Proposed	\$	%
21-8300-0112 DIA BUSINESS TAXATION	(47,100)	(47,100)	(47,114)	(14)	0
21-8300-0115 DIA-SUPP TAX/WRITE-OFFS	200	-	200	-	-
21-8300-0116 DIA-VACANCY TAX REBATES	3,000	2,175	2,500	(500)	(17)
21-8300-0578 PROMOTIONS	-	(475)	-	-	-
21-8300-0922 MONTHLY BANK INTEREST	(2,300)	(1,416)	(1,500)	800	(35)
21-8300-0934 TRANSFER FROM RESERVE	-	-	(836)	(836)	-
21-8300-0945 TRANSFER FROM TOWN OF HANOVER	(6,000)	(6,000)	(6,000)	-	-
21-8300-1111 PART-TIME SALARIES	1,500	987	1,500	-	-
21-8300-1510 EMPLOYEE BENEFITS	100	46	100	-	-
21-8300-1516 WSIB	100	34	100	-	-
21-8300-3143 MEETING & OFFICE EXPENSE	5,000	7,809	2,000	(3,000)	(60)
21-8300-3223 PROMOTIONAL ADVERTISING	15,000	9,366	17,150	2,150	14
21-8300-3310 AUDIT SERVICE	1,800	1,835	1,900	100	6
21-8300-3439 FLOWER BOX-MAINTENANCE/REPAIRS	13,000	15,939	17,200	4,200	32
21-8300-3440 CIP - COMMUNITY IMPROVEMENT PARTNERSHIP	5,500	-	-	(5,500)	(100)
21-8300-3452 STREET MAINTENANCE	-	-	-	-	-
21-8300-3615 MUNICIPAL OFFICE COMPUTER FEES	1,800	1,800	1,800	-	-
21-8300-3627 DOWNTOWN REVITALIZATION	6,000	6,000	6,000	-	-
21-8300-4126 ADMINISTRATION	-	-	5,000	5,000	-
21-8300-5213 TRANSFERS TO RESERVE	2,400	9,000	-	(2,400)	(100)
Total Downtown Improvement Area (DIA)	-	-	-	-	