



2024

APPROVED Budget

Revisions Feb 20, 2024

Table of Contents

SECTION 1 -- OVERVIEW	3
Definitions	3
Municipal Revenue	3
Municipal Expenditures	4
SECTION 2 -- TAX ASSESSMENT / TAX RATE	16
Tax Ratios for 2024	18
Town Tax Rate Impact	18
Blended Tax Rate.....	19
SECTION 3 -- RESERVES / DEBT / FINANCIAL POSITION	20
Discretionary Reserves / Reserve Funds.....	21
Obligatory Reserve Funds	21
Annual Repayment Limit (ARL)	29
SECTION 4 -- COUNCIL.....	32
SECTION 5 -- ADMINISTRATION / CORPORATE SERVICES / FINANCE	34
Administration.....	34
Corporate Services / Finance	36
SECTION 6 -- CIVIC FACILITIES	40
SECTION 7 -- FIRE.....	46
SECTION 8 -- POLICE.....	51
SECTION 9 -- PUBLIC WORKS	58
SECTION 10 – CEMETERY	66
SECTION 11 -- WATER & WASTEWATER.....	68
SECTION 12 -- GARBAGE / RECYCLING / LANDFILL.....	76
SECTION 13 -- PARKS, RECREATION & CULTURE	80
SECTION 14 -- HANOVER PUBLIC LIBRARY	92
SECTION 15 --BUILDING / PLANNING / BY-LAW ENFORCEMENT.....	98
SECTION 16 -- ECONOMIC DEVELOPMENT	104
SECTION 17 -- OTHER BOARDS – SVCA, SMA, SMART	108
Saugeen Valley Conservation Authority (SVCA).....	110
Saugeen Municipal Airport (SMA).....	111
Saugeen Mobility & Regional Transit (SMART)	113
SECTION 18 -- CAPITAL	114
SECTION 19 -- CAPITAL PROJECTS.....	117
SECTION 20 -- CAPITAL - 5 Yr Capital Forecast	161
SECTION 21-- DIA.....	166

SECTION 1 -- OVERVIEW

The taxes to a municipal ratepayer are affected by several factors of which the Town of Hanover has no control, including; the assessment of a property, the tax ratios, the county tax rate and the education tax rate. Only the applicable municipal levy requirements are somewhat controllable.

Definitions

Assessment = Value of property as provided by the Municipal Property Assessment Corporation (MPAC). All values for property are as of January 1, 2016.

Blended Tax Rate = Combination of Town's Tax Rate, County's Tax Rate and Education Tax Rate. The total of these three rates X assessment = Property Tax Bill.

Levy = Tax dollars to be raised over and above other revenues, user fees and grants, etc., in order to provide the desired level of services and programs. In 2024, a municipal budget levy increase of 1% is equal to \$84,143.

Town Tax Rate = Town's rate required to obtain the levy to be raised (equals levy divided by assessment).

Municipal Revenue

The Town of Hanover services are funded through a variety of revenue sources including:

- Unconditional grants from the Federal and Provincial governments such as Canada Community Building Fund (CCBF) and Ontario Municipal Partnership Fund (OMPF)
- Conditional grants from the Federal and Provincial governments – based on applications for specific purposes
- Property taxes
- Ontario Lottery and Gaming (OLG)
- Payments in lieu of taxes
- User fees and charges for services
- Fines and penalties
- Investment income
- Reserves and Reserve funds, monies that originated either from the levy or elsewhere, are shown as revenue when they are brought into the budget to be used to fund expenses.

The amount of property taxes that needs to be collected each year is the difference between total expenses and all other revenue sources. In 2023, the Town of Hanover required \$8,414,300 from the property tax levy to provide services and make investments at the levels set by the Town of Hanover Council.

Municipal Expenditures

The Town's expenditures are grouped into the following categories:

- Wages and Benefits
- Principal and Interest Payments
- Supplies, Materials and Equipment
- Insurance, Rent and Other Financial Expenditures
- External Transfers
- Internal Charges
- Transfers to Reserves / Reserve Funds

The Town of Hanover has many functions that it provides and each service and/or department is divided into these functions as per the Financial Information Report (FIR). These functions and applicable departments are as follows:

General Government – includes Council Activities, Administration, Corporate Services/Finance and Civic Facilities.

Protective Services – includes Police Services, Fire Protection, Emergency Plan, Building, By-law and Animal Control and the municipal proportionate share of Saugeen Valley Conservation Authority (SVCA).

Transportation – includes Roads, Storm Sewers, Sidewalks, Street Lighting, Parking and Winter Control. It also includes the municipality's proportionate share of the Saugeen Mobility and Regional Transit (SMART) and Saugeen Municipal Airport (SMA).

Environmental Services – includes Solid Waste and Recycling collection and the municipal share of the Hanover/Walkerton Joint Landfill Site.

Water and Wastewater Services - includes the treatment and distribution of the town's drinking water and the collection and treatment of wastewater. These costs are separate from the tax levy and calculated using user fees.

Health Services –includes Cemetery and the Medical Clinic Facility


Recreation and Cultural Services – includes Parks and Facilities including Aquatics, Recreational Programs, Theatre and Library.

Planning and Development – includes Residential and Commercial Planning, review of property development plans and Economic Development services for the municipality.

Budget Levy

The Total Town General (Tax Rate) Gross Budget is \$28,699,000 which includes \$16,082,100 from Operations and \$12,616,900 from Capital. Revisions to Section 3, 5, 9, 13, 18, 19, 20

2024 Budget Summary

	2024	2024	
	4 Council Review	4 Council Review	
	Revenue	Expenditure	NET
General Government	(4,570,800)	2,532,300	(2,038,500)
Protective Services	(7,803,200)	12,577,800	4,774,300
Transportation	(1,895,600)	4,302,000	2,406,400
Environmental Services	(350,700)	688,700	338,000
Health Services	(550,500)	574,100	23,600
Recreation and Cultural Services	(4,162,400)	7,257,500	3,095,100
Planning and Development	(263,400)	766,900	503,500
Total Town of Hanover	(19,596,600)	28,699,000	9,102,400

The following is the summary by departments within each of the above noted functions.

BUDGET SUMMARY


	2024	2024	
	Revenue	Expenditure	NET
General Government			
0510 Taxes for Own Use	(87,300)	1,200	(86,100)
0530 Taxes for Upper Tier			
0620 Provincial Funding	(2,055,000)		(2,055,000)
0690 Unassigned Revenue	(1,999,400)		(1,999,400)
1100 Council	(24,000)	405,000	381,000
1200 Administration	(112,300)	1,625,700	1,513,400
1300 Property - Civic Centre	(200,100)	428,400	228,300
1301 Property - Saugeen Room	(5,100)	9,100	4,000
1340 Property - Hanover Family Centre			
1360 Property - 140 7th Avenue	(87,600)	62,900	(24,700)
Total General Government	(4,570,800)	2,532,300	(2,038,500)
Protective Services			
2000 Police Services		3,537,200	3,537,200
2100 Fire	(7,540,200)	8,439,700	899,500
2110 1937 Chev Fire Truck		700	700
2112 1999 Pumper Rescue Truck		16,100	16,100
2113 2002 Chev Rescue 1		30,700	30,700
2114 Boat and Trailer		2,500	2,500
2115 2010 Ladder Truck		20,800	20,800
2116 2021 Chev Silverado 4X4		5,300	5,300
2117 2020 Engine Truck		11,400	11,400
2130 Emergency Measures		9,800	9,800
2300 Saugeen Valley Conservation Authority		148,400	148,400
2400 Building	(254,500)	337,100	82,600
2420 Canine Control	(8,500)	17,800	9,300
Total Protective Services	(7,803,200)	12,577,500	4,774,300
Transportation			
3100 Sidewalk Maintenance - Summer		32,100	32,100
3101 Sidewalk Maintenance - Winter		87,300	87,300
3102 Paved Roads - Resurfacing/Cold Mix		124,100	124,100
3103 Winter Control - Snow Plowing & Removal		61,800	61,800
3104 Winter Control - Sanding, Salting & Sweeping		131,900	131,900
3105 Road Side Maintenance - Leaf Pickup, Tree Tr		96,600	96,600
3106 Streetlights	(13,700)	136,000	122,300
3108 Catchbasins/Storm Sewers		58,200	58,200
3150 10th St/7th Ave Snow Removal (County - 50%	(18,000)	35,900	17,900
3151 Traffic Lights & Markings (County Rd)		7,700	7,700
3152 10th Street Sweep/Mtnce (County 100%)	(4,400)	4,400	
3153 7th Avenue (County 100%)	(3,400)	3,400	
3200 Town Equipment Use	(207,700)		(207,700)
3202 2021 International (Truck #2)		14,200	14,200

	2024	2024	
	Revenue	Expenditure	NET
3203 2015 Chev 3500 (Truck #3)		9,700	9,700
3205 2006 Ford F150 Half Ton (Truck #5)		15,800	15,800
3207 2018 Western Star (Truck #7)		14,000	14,000
3209 2003 John Deere 770 Grader		7,000	7,000
3211 2003 CAT Loader		55,000	55,000
3212 2018 MV4 Sidewalk Tractor		8,900	8,900
3213 Roads Equipment-Sweeper		6,900	6,900
3214 2023 Trackless Tractor (former 2001 Trackless)		5,000	5,000
3215 2007 MT6 Trackless		4,600	4,600
3216 2017 Loader Backhoe		12,200	12,200
3225 Flower Planters - Public Works Inv - 100% DL	(15,700)	15,700	
3300 Road Construction Projects	(886,900)	1,887,100	1,000,200
3400 Roads - General Administration		254,800	254,800
3500 Roads - Workshop		172,300	172,300
3700 Parking - Winter Maintenance		38,100	38,100
3701 Parking Bylaw Enforcement/Summer Mtc.	(5,800)	69,500	63,700
3850 Saugeen Municipal Airport		54,000	54,000
3900 SMART Transit		137,800	137,800
3910 SMART Transit - Provincial Gas Tax	(740,000)	740,000	
Total Transportation	(1,895,600)	4,302,000	2,406,400
Environmental Services			
4520 Garbage Collection	(247,500)	159,700	(87,800)
4530 Recycling - Blue Box Collection	(103,200)	234,300	131,100
4540 Landfill - Transfer to		294,700	294,700
Total Environmental Services	(350,700)	688,700	338,000
Health Services			
5200 Hanover Cemetery	(242,300)	285,800	43,500
5300 Medical Clinic	(300,700)	282,500	(18,200)
5301 Medical Clinic - Locums	(7,500)	5,800	(1,700)
Total Health Services	(550,500)	574,100	23,600
Recreation and Cultural Services			
7100 Parks & Outdoor Facilities	(2,588,400)	2,929,600	341,200
7101 Parks - Ball Parks	(16,500)	59,200	42,700
7102 Parks - Athletic Fields (Soccer)	(6,800)	48,900	42,100
7103 Flower Watering - Other		5,100	5,100
7119 Binkley/Paterson Pavilion	(200)	4,000	3,800
7130 Parks - Hanover Heritage Square		62,400	62,400
7131 Parks - Millenium Commemorative Grove		22,700	22,700
7140 Town Equipment	(41,900)		(41,900)
7141 2024 Ford F 350 with dump box (former 200)		23,200	23,200
7142 2014 John Deere Tractor		1,900	1,900
7143 2020 Chev Silverado 2500		5,200	5,200
7144 2012 Kubota Mower/Blower		2,500	2,500
7146 2019 Dodge Ram Truck 2500		4,800	4,800
7147 Ferris Riding Lawn Mower		1,800	1,800

	2024	2024	
	Revenue	Expenditure	NET
7148 2014 Dodge Ram Truck		7,300	7,300
7210 Aquatic - Facility	(499,900)	934,100	434,200
7211 Aquatic - Classroom	(6,500)	7,400	900
7212 Aquatic - Lounge	(5,000)	7,400	2,400
7220 Aquatic - Programs	(368,000)	660,900	292,900
7300 Recreation Administration	(22,800)	294,400	271,600
7320 Recreation Programs - Daycamp	(96,100)	127,100	31,000
7321 Recreation Programs - Special Events	(3,900)	14,800	10,900
7322 Recreation General Programs	(23,000)	27,800	4,800
7323 Recreation Programs - Senior Games	(1,500)	7,400	5,900
7400 Capital Assets			
7410 Facilities - Administration	(210,400)	575,600	365,200
7411 Facilities - Lions Den Room	(14,200)	23,200	9,000
7412 Facilities - Arena Winter Operations	(197,300)	455,800	258,500
7413 2023 Olympia Millennium Ice Resurfacers (for		4,200	4,200
7414 Facilities - Arena Summer Operations	(6,000)	180,400	174,400
7415 Facilities - Concession Booth/Vending Machi	(12,700)	6,800	(5,900)
7425 Arena - East (Back) Parking Lot - 50% HBBAS	(700)	2,000	1,300
7820 Transfer to Library		636,800	636,800
7830 Hanover Civic Theatre	(30,600)	88,600	58,000
7831 Community Hall	(10,000)	24,200	14,200
Total Recreation and Cultural Services	(4,162,400)	7,257,500	3,095,100
Planning and Development			
8100 Planning & Development	(107,000)	269,600	162,600
8200 Economic Development	(143,700)	490,700	347,000
8270 Industrial Park	(12,700)	6,600	(6,100)
Total Planning and Development	(263,400)	766,900	503,500
Total Town of Hanover	(19,596,600)	28,699,000	9,102,400

The following is a summary breakdown of the Net General Budget (tax applicable) for 2024 vs 2023.

2024 Net Budget vs Prior Year

	2023	2024	\$	%
	5 Council Approved	5 Council Approved	CHANGE	CHANGE
1 General Government	(2,037,200)	(2,038,500)	(1,300)	
2 Protective Services	4,339,800	4,774,600	434,500	10
3 Transportation	2,296,800	2,406,400	109,600	5
4 Environmental Services	343,400	338,000	(5,400)	(2)
5 Health Services	81,200	23,600	(57,600)	(71)
7 Recreation and Cultural Services	3,051,000	3,095,100	44,100	1
8 Planning and Development	339,300	503,500	164,200	48
Total Town of Hanover	8,414,300	9,102,400	688,100	8

The following is the breakdown by department within each function comparing the 2023 to the 2024 proposed.

Operating Budget vs Prior Year Council Approved

2024

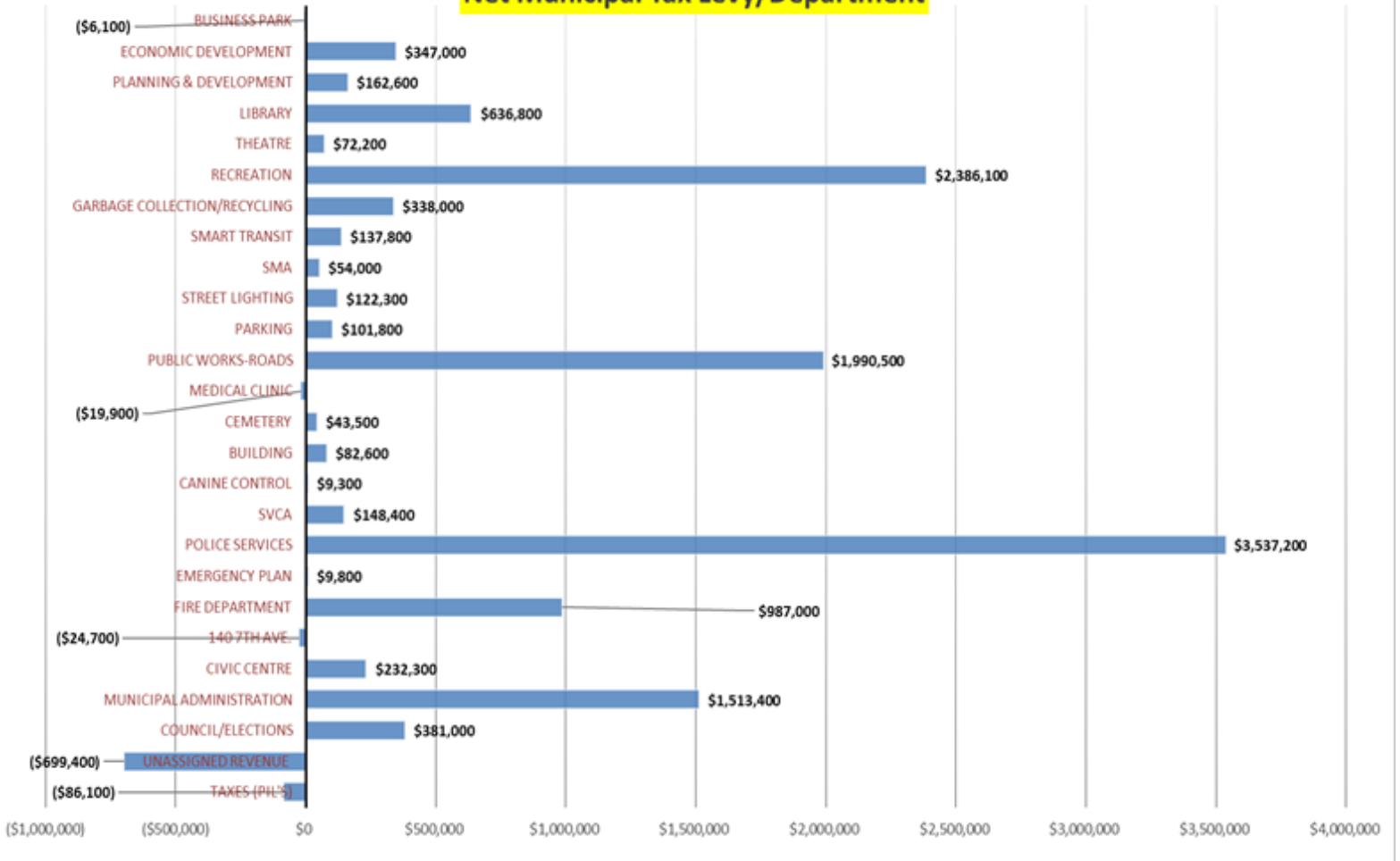
	2023	2024	\$	%
	5 Council Approved	5 Council Approved	CHANGE	CHANGE
1 General Government				
0510 Taxes for Own Use	(87,100)	(86,100)	1,000	(1)
0620 Provincial Funding	(1,929,100)	(2,055,000)	(125,900)	7
0690 Unassigned Revenue	(1,879,100)	(1,999,400)	(120,300)	6
1100 Council	394,900	381,000	(13,900)	(4)
1200 Administration	1,334,700	1,513,400	178,700	13
1300 Property - Civic Centre	162,600	228,300	65,700	40
1301 Property - Saugeen Room	(800)	4,000	4,800	(600)
1360 Property - 140 7th Avenue	(33,300)	(24,700)	8,600	(26)
Total 1 General Government	(2,037,200)	(2,038,500)	(1,300)	0
2 Protective Services				
2000 Police Services	3,171,500	3,537,200	365,700	12
2100 Fire	680,200	899,500	219,300	32
2110 1937 Chev Fire Truck	500	700	200	40
2112 1999 Pumper Rescue Truck	15,500	16,100	600	4
2113 2002 Chev Rescue 1	6,100	30,700	24,600	403
2114 Boat and Trailer	4,400	2,500	(1,900)	(43)
2115 2010 Ladder Truck	18,900	20,800	1,900	10
2116 2021 Chev Silverado 4X4	7,100	5,300	(1,800)	(25)
2117 2020 Engine Truck	11,700	11,400	(300)	(3)
2130 Emergency Measures	6,300	9,800	3,500	56
2300 Saugeen Valley Conservation Authori	135,500	148,400	12,900	10
2400 Building	272,500	82,600	(189,900)	(70)
2420 Canine Control	9,600	9,300	(300)	(3)
Total 2 Protective Services	4,339,800	4,774,300	434,500	10
3 Transportation				
3100 Sidewalk Maintenance - Summer	35,200	32,100	(3,100)	(9)
3101 Sidewalk Maintenance - Winter	84,200	87,300	3,100	4
3102 Paved Roads - Resurfacing/Cold Mix	119,600	124,100	4,500	4
3103 Winter Control - Snow Plowing & Ren	62,300	61,800	(500)	(1)
3104 Winter Control - Sanding, Salting & Sv	126,600	131,900	5,300	4
3105 Road Side Maintenance - Leaf Pickup,	104,200	96,600	(7,600)	(7)
3106 Streetlights	119,800	122,300	2,500	2
3108 Catchbasins/Storm Sewers	31,300	58,200	26,900	86
3150 10th St/7th Ave Snow Removal (Coun	20,300	17,900	(2,400)	(12)
3151 Traffic Lights & Markings (County Rd)	7,400	7,700	300	4
3152 10th Street Sweep/Mtnce (County 10				
3153 7th Avenue (County 100%)				
3200 Town Equipment Use	(198,900)	(207,700)	(8,800)	4
3202 2021 International (Truck #2)	13,400	14,200	800	6
3203 2015 Chev 3500 (Truck #3)	8,000	9,700	1,700	21
3205 2006 Ford F150 Half Ton (Truck #5)	5,000	15,800	10,800	216
3207 2018 Western Star (Truck #7)	13,400	14,000	600	4

	2023	2024	\$	%
	5 Council Approved	5 Council Approved	CHANGE	CHANGE
3209 2003 John Deere 770 Grader	6,000	7,000	1,000	17
3211 2003 CAT Loader	46,300	55,000	8,700	19
3212 2018 MV4 Sidewalk Tractor	6,000	8,900	2,900	48
3213 Roads Equipment-Sweeper	6,200	6,900	700	11
3214 2023 Trackless Tractor (former 2001)	4,400	5,000	600	14
3215 2007 MT6 Trackless	7,000	4,600	(2,400)	(34)
3216 2017 Loader Backhoe	9,200	12,200	3,000	33
3225 Flower Planters - Public Works Inv - 1				
3300 Road Construction Projects	983,000	1,000,200	17,200	2
3400 Roads - General Administration	231,200	254,800	23,600	10
3500 Roads - Workshop	161,200	172,300	11,100	7
3700 Parking - Winter Maintenance	37,400	38,100	700	2
3701 Parking Bylaw Enforcement/Summer	55,600	63,700	8,100	15
3850 Saugeen Municipal Airport	54,000	54,000		
3900 SMART Transit	137,500	137,800	300	0
3910 SMART Transit - Provincial Gas Tax				
Total 3 Transportation	2,296,800	2,406,400	109,600	5
4 Environmental Services				
4300 Waterworks Revenue	(2,129,600)	(2,277,200)	(147,600)	7
4310 Waterworks Pumping Stations	6,800	4,500	(2,300)	(34)
4320 Pumping Station Ruhl Lake	29,200	31,200	2,000	7
4340 Deep Well #1 & 2	32,800	35,100	2,300	7
4350 Water Towers	5,300	7,200	1,900	36
4370 2015 Chev Half Ton Truck	8,400	9,500	1,100	13
4380 2013 GMC SIERRA K3500 (Truck 10)	(21,800)	(1,300)	20,500	(94)
4400 Waterworks Distribution	822,500	667,100	(155,400)	(19)
4410 Waterworks Administration	268,800	277,600	8,800	3
4420 Water Meters	45,100	45,000	(100)	(0)
4430 Water Treatment Plant	932,500	1,201,300	268,800	29
4520 Garbage Collection	(93,400)	(87,800)	5,600	(6)
4530 Recycling - Blue Box Collection	152,000	131,100	(20,900)	(14)
4540 Landfill - Transfer to	284,800	294,700	9,900	3
4600 Waste Water Treatment - Revenue	(2,347,100)	(2,536,000)	(188,900)	8
4620 Waste Water Treatment Plant	1,019,200	1,618,800	599,600	59
4625 2019 Chev Silverado 1500	6,800	8,500	1,700	25
4630 Waste Water Treatment Administration	260,300	271,300	11,000	4
4640 Sanitary Sewers Maintenance	1,059,800	636,400	(423,400)	(40)
4650 Sanitary Sewer Pumphouse Maintenance	1,000	1,000		
Total 4 Environmental Services	343,400	338,000	(5,400)	(2)
5 Health Services				
5200 Hanover Cemetery	47,300	43,500	(3,800)	(8)
5300 Medical Clinic	40,900	(18,200)	(59,100)	(144)
5301 Medical Clinic - Locums	(7,000)	(1,700)	5,300	(76)
Total 5 Health Services	81,200	23,600	(57,600)	(71)
7 Recreation and Cultural Services				
7100 Parks & Outdoor Facilities	260,500	341,200	80,700	31
7101 Parks - Ball Parks	40,800	42,700	1,900	5
7102 Parks - Athletic Fields (Soccer)	40,300	42,100	1,800	4

	2023	2024	\$	%
	5 Council Approved	5 Council Approved	CHANGE	CHANGE
7103 Flower Watering - Other	3,700	5,100	1,400	38
7119 Binkley/Paterson Pavilion	2,400	3,800	1,400	58
7130 Parks - Hanover Heritage Square	51,000	62,400	11,400	22
7131 Parks - Millenium Commemorative G	20,800	22,700	1,900	9
7140 Town Equipment	(41,000)	(41,900)	(900)	2
7141 2024 Ford F 350 with dump box (form		23,200	23,200	
7142 2014 John Deere Tractor	1,800	1,900	100	6
7143 2020 Chev Silverado 2500	4,500	5,200	700	16
7144 2012 Kubota Mower/Blower	3,000	2,500	(500)	(17)
7146 2019 Dodge Ram Truck 2500	4,000	4,800	800	20
7147 Ferris Riding Lawn Mower	1,300	1,800	500	38
7148 2014 Dodge Ram Truck	7,300	7,300		
7210 Aquatic - Facility	489,900	434,200	(55,700)	(11)
7211 Aquatic - Classroom	1,100	900	(200)	(18)
7212 Aquatic - Lounge	3,600	2,400	(1,200)	(33)
7220 Aquatic - Programs	338,200	292,900	(45,300)	(13)
7300 Recreation Administration	250,400	271,600	21,200	8
7320 Recreation Programs - Daycamp	33,200	31,000	(2,200)	(7)
7321 Recreation Programs - Special Events	10,000	10,900	900	9
7322 Recreation General Programs	5,900	4,800	(1,100)	(19)
7323 Recreation Programs - Senior Games	5,700	5,900	200	4
7400 Capital Assets				
7410 Facilities - Administration	388,400	365,200	(23,200)	(6)
7411 Facilities - Lions Den Room	7,200	9,000	1,800	25
7412 Facilities - Arena Winter Operations	243,100	258,500	15,400	6
7413 2023 Olympia Millennium Ice Resurfa	5,100	4,200	(900)	(18)
7414 Facilities - Arena Summer Operations	199,100	174,400	(24,700)	(12)
7415 Facilities - Concession Booth/Vending	(5,500)	(5,900)	(400)	7
7425 Arena - East (Back) Parking Lot - 50%	1,400	1,300	(100)	(7)
7820 Transfer to Library	603,700	636,800	33,100	5
7830 Hanover Civic Theatre	62,400	58,000	(4,400)	(7)
7831 Community Hall	7,700	14,200	6,500	84
Total 7 Recreation and Cultural Services	3,051,000	3,095,100	44,100	1
8 Planning and Development				
8100 Planning & Development	4,400	162,600	158,200	3,595
8200 Economic Development	343,600	347,000	3,400	1
8270 Industrial Park	(8,700)	(6,100)	2,600	(30)
Total 8 Planning and Development	339,300	503,500	164,200	48
Total Town of Hanover	8,414,300	9,102,400	688,100	8

The municipal tax rate is based on the levy required and the Town of Hanover assessment available.

Net Municipal Tax Levy/Department



The Water/Sewer Gross Budget is \$6,586,800 which includes \$3,292,900 for Operations and \$3,293,900 for Capital expenditures. These are separate from the Tax Rate calculations and all funding is covered through the water and sewer user fees.

Table 3



USER FEES Budget - Water/Sewer (Incl. Capital)

2024

	2024	2024	
	4 Council Review	4 Council Review	
	Revenue	Expenditure	NET
Environmental Services			
4300 Waterworks Revenue	(2,277,200)		(2,277,200)
4310 Waterworks Pumping Stations		4,500	4,500
4320 Pumping Station Ruhl Lake		31,200	31,200
4340 Deep Well #1 & 2		35,100	35,100
4350 Water Towers		7,200	7,200
4370 2015 Chev Half Ton Truck		9,500	9,500
4380 2013 GMC SIERRA K3500 (Truck 10)	(32,000)	30,700	(1,300)
4400 Waterworks Distribution	(1,035,000)	1,702,100	667,100
4410 Waterworks Administration	(3,300)	280,900	277,600
4420 Water Meters		45,000	45,000
4430 Water Treatment Plant	(600,000)	1,801,300	1,201,300
4600 Waste Water Treatment - Revenue	(2,536,000)		(2,536,000)
4620 Waste Water Treatment Plant	(100,000)	1,718,800	1,618,800
4625 2019 Chev Silverado 1500		8,500	8,500
4630 Waste Water Treatment Administration	(3,300)	274,600	271,300
4640 Sanitary Sewers Maintenance		636,400	636,400
4650 Sanitary Sewer Pumphouse Maintenance		1,000	1,000
Total Environmental Services	(6,586,800)	6,586,800	

Sections 4 – 17 are the individual departmental budgets. Sections 18 – 20 is the capital summary, individual sheets and 5-year forecast. Section 21 is the Downtown Improvement Area (DIA) budget.

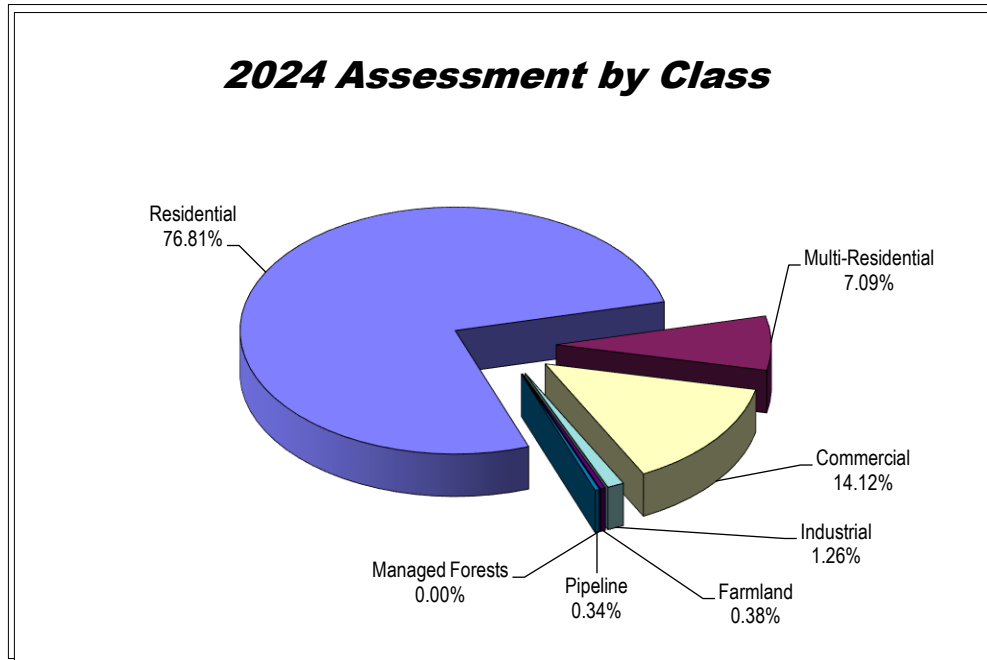
The following table provides Council a review of the net cost for services (actual tax dollar money required for each function/department after all other revenues have been accounted for) based on the approved 2024 budget vs the 2023 approved budget.

COST FOR SERVICES		2023	2024			
Function	Department	Budgeted	Budgeted	Difference	% of Levy	
General Gov't	-	2,037,200.00	(2,037,200.00)	(2,038,500.00)	(1,300.00)	-22.40%
	Council	394,900.00	381,000.00	(13,900.00)	4.19%	
	Administration	668,500.00	727,900.00	59,400.00	8.00%	
	OMPF / OLG	(3,229,100.00)	(3,355,000.00)	(125,900.00)	-36.86%	
	Civic Centre	161,800.00	232,300.00	70,500.00	2.55%	
	140 7th Ave	(33,300.00)	(24,700.00)	8,600.00	-0.27%	
Protection		4,339,800.00	4,339,800.00	4,774,300.00	434,500.00	52.45%
	Fire	750,700.00	996,800.00	246,100.00	10.95%	
	Building	272,500.00	82,600.00	(189,900.00)	0.91%	
	Animal Control	9,600.00	9,300.00	(300.00)	0.10%	
	* SVCA	135,500.00	148,400.00	12,900.00	1.63%	
	* Police	3,171,500.00	3,537,200.00	365,700.00	38.86%	
Transportation		2,296,800.00	2,296,800.00	2,406,400.00	109,600.00	26.44%
	Public Works	2,012,300.00	2,112,800.00	100,500.00	23.21%	
	Parking	93,000.00	101,800.00	8,800.00	1.12%	
	* SMA	54,000.00	54,000.00	-	0.59%	
	* SMART	137,500.00	137,800.00	300.00	1.51%	
Health Services / Environmental		424,600.00	424,600.00	361,600.00	(63,000.00)	3.97%
	Cemetery	47,300.00	43,500.00	(3,800.00)	0.48%	
	Medical Clinic	33,900.00	(19,900.00)	(53,800.00)	-0.22%	
	Garbage/Collection	343,400.00	338,000.00	(5,400.00)	3.71%	
Recreation & Culture		3,051,000.00	3,051,000.00	3,115,100.00	64,100.00	34.22%
Parks Recreation & Culture		2,377,200.00	2,377,200.00	2,406,100.00	28,900.00	26.43%
	Parks	400,400.00	524,800.00	124,400.00	5.77%	
	Outdoor Facilities	260,500.00	341,200.00	80,700.00		
	Ball Parks	40,800.00	42,700.00	1,900.00		
	Athletic Fields	40,300.00	42,100.00	1,800.00		
	Flower Watering	3,700.00	5,100.00	1,400.00		
	Binkley Pavilion	2,400.00	3,800.00	1,400.00		
	Heritage Square	51,000.00	62,400.00	11,400.00		
	Commemorative Grove	20,800.00	22,700.00	1,900.00		
	Parks Equipment	(19,100.00)	4,800.00	23,900.00		
	Aquatics	832,800.00	730,400.00	(102,400.00)	8.02%	
	Facility	489,900.00	434,200.00	(55,700.00)		
	Classroom	1,100.00	900.00	(200.00)		
	Lounge	3,600.00	2,400.00	(1,200.00)		
	Programs	338,200.00	292,900.00	(45,300.00)		
	Administration	250,400.00	271,600.00	21,200.00	2.98%	
	General Administration	250,400.00	271,600.00	21,200.00		
	Programs	54,800.00	52,600.00	(2,200.00)	0.58%	
	Daycamp	33,200.00	31,000.00	(2,200.00)		
	Special Events	10,000.00	10,900.00	900.00		
	General Programs	5,900.00	4,800.00	(1,100.00)		
	Senior Games	5,700.00	5,900.00	200.00		
	P & H Facility	838,800.00	806,700.00	(32,100.00)	8.86%	
	Administration	388,400.00	365,200.00	(23,200.00)		
	Lions Den Room	7,200.00	9,000.00	1,800.00		
	Arena Winter Operations	243,100.00	258,500.00	15,400.00		
	Ice Resurfacer	5,100.00	4,200.00	(900.00)		
	Arena Summer Operations	200,500.00	175,700.00	(24,800.00)		
	Concession Booth	(5,500.00)	(5,900.00)	(400.00)		
	* Library	603,700.00	636,800.00	33,100.00	7.00%	
	Theatre / Community Hall	70,100.00	72,200.00	2,100.00	0.79%	
Planning & Development		339,300.00	339,300.00	503,500.00	164,200.00	5.53%
	Planning	4,400.00	162,600.00	158,200.00	1.79%	
	EDC	343,600.00	347,000.00	3,400.00	3.81%	
	Industrial Park	(8,700.00)	(6,100.00)	2,600.00	-0.07%	
TOTAL		8,414,300.00		9,102,400.00	688,100.00	100%
					8.2%	
*Board or Outside Service Budget		4,102,200.00		4,514,200.00	412,000.00	49.59%
		48.75%		49.59%	59.88%	
TOWN COUNCIL DIRECTLY		4,312,100.00		4,588,200.00	276,100.00	50.41%
		51.25%		50.41%	40.12%	

SECTION 2 -- TAX ASSESSMENT / TAX RATE

Assessment for 2024 Taxation

The 2024 assessment remains unchanged from the 2023 assessment unless additional assessment was incurred on a current property as the result of renovations or additions. The average single detached dwelling in Hanover was assessed at \$219,944 in 2023 and this will remain unchanged for 2024.



ASSESSMENT COMPARISON

TAX CLASS	2024 ASSESSMENT	% of Total	2023 TOTAL ASSESSMENT	% of Total	2024 vs 2023 VARIANCE	% VARIANCE 2024 vs 2023
Residential	628,777,892	76.81%	613,648,258	76.49%	15,129,634	2.47%
MultiResidential	58,004,100	7.09%	57,514,100	7.17%	490,000	0.85%
Commercial	115,570,334	14.12%	114,942,468	14.33%	627,866	0.55%
Industrial	10,312,774	1.26%	10,312,774	1.29%	0	0.00%
Farmland	3,132,600	0.38%	3,133,300	0.39%	(700)	-0.02%
Managed Forests	0	0.00%	0	0.00%	0	0.00%
Pipeline	2,795,000	0.34%	2,759,000	0.34%	36,000	1.30%
TOTALS	818,592,700	100%	802,309,900	100%	16,282,800	2.03%

REALTY TAX CLASS	2024 ASSESSMENT	2023 ASSESSMENT	2022 ASSESSMENT	2021 ASSESSMENT
Residential	628,777,892	613,648,258	607,382,181	598,458,281
Multi-Residential	58,004,100	57,514,100	52,774,500	52,774,500
Commercial	111,979,909	111,197,843	111,975,644	110,209,544
Commercial Vacant Land	3,101,400	3,138,400	1,750,400	1,736,400
Commercial Excess Land	489,025	606,225	606,225	606,225
Industrial	9,918,074	9,918,074	9,899,950	9,884,650
Industrial Vacant Land	368,000	368,000	336,000	260,000
Industrial Excess Land	26,700	26,700	26,700	26,700
Pipeline	2,795,000	2,759,000	2,724,000	2,668,000
Farmland	3,132,600	3,133,300	3,133,300	3,133,300
Managed Forests	-	-	-	-
TOTAL	818,592,700	802,309,900	790,608,900	779,757,600
Increase over Previous Year	16,282,800	11,701,000	10,851,300	
% Increase	2.03%	1.48%	1.39%	

The Town of Hanover assessment growth in 2023 is \$16,282,800, or 2.03%, which results in additional revenue of \$105,353 annually based on 2023 tax rates as follows:

2023 Assessment	-	2024 Assessment	=	Assessment Growth	Growth % Increase	Tax Growth
802,309,900	-	818,592,700	=	16,282,800	2.03%	\$105,353

This would provide an increase to the levy of \$105,353 or 1.25% levy increase, without affecting the existing tax rates. The new Town levy would be \$8,519,653 vs \$8,414,300 without impacting existing ratepayers.

The more taxable assessment a municipality has, the lower the tax rate required for the same levy. The Town of Hanover assessment growth is for the town only, the county assessment growth is for the entire County of Grey municipalities, and the provincial tax rates required for school purposes is assessment growth from the entire Province of Ontario.

Tax Ratios for 2024

Tax ratios are determined by the County of Grey. The tax ratios for 2024 are unchanged from 2023 with the exception of the Multi-Residential that continues to decrease until it reaches 1.000000 (the same as the new multi-residential and residential rates).

Residential 1.000000, Multi-Residential 1.22066 (2023 was 1.330900), Commercial 1.296900, Industrial 1.831000, Pipeline 0.906848, Farm 0.218000 and Managed Forest 0.250000.

Town Tax Rate Impact

Based on this approved tax levy requirement of \$9,102,400, an increase of \$688,100 (8.18%) over the 2023 levy (\$9,102,400 - \$8,414,300), the 2024 town residential tax rate is 0.01045660 compared to the 2023 town tax rate of 0.00978715 which is an increase of 6.84%.

Based on average household assessment of \$219,944 in 2024:

Year	Assessment		Tax Rate		Taxes	
2023	219,944	X	.00978715	=	\$2,152.61	
2024	219,944	X	.01045660	=	\$2,299.86	
Difference	0 increase	0.00% Incr.	.00066945 Increase	6.84% Increase	\$147.25 increase	6.84% increase

\$12.27/month or 0.40/day.

Based on \$100,000 assessment in 2024:

Year	Assessment		Tax Rate		Taxes	
2023	100,000	X	.00978715	=	\$978.72	
2024	100,000	X	.01045660	=	\$1,045.66	
Difference	0 increase	0.00% Incr.	.00066945 Increase	6.84% Increase	\$66.94 increase	6.84% increase

\$5.58/month or 0.18/day

This current budget provided maintains the existing service levels and implements the Strategic Plan initiatives as per the recent Strategic Plan and all previous Council directives.

Blended Tax Rate

The blended tax rate cannot be confirmed until the tax rates for the county and education portions are received. We have received confirmation from the Province that the school tax rate remains unchanged for 2024 and that the County of Grey impact is approximately 6.3% to the average ratepayer. Actual County rates are currently not available.

SECTION 3 -- RESERVES / DEBT / FINANCIAL POSITION

Reserves/Reserve Funds are established by Council to assist with long-term financial stability and financial planning. The annual budget shows transfers into reserves for the purpose of accumulating funds for future or contingent liabilities and out of reserves when required to fund a project. Reserves also provide a cushion to absorb unexpected shifts in revenues and expenditures. Credit rating agencies consider municipalities with higher reserves more advanced in their financial planning.

Debt is an important indicator of the Town's financial health and is an appropriate way of financing capital items with a longer expected useful life. However, when debt levels get too high, it compromises the Town's flexibility to fund programs and services as more revenue is required to cover debt obligations.

Financial Position of the Town is important to consider as this takes into consideration the Town's total assets and liabilities.

Reserves and Reserve Funds

Sufficient reserves and reserve funds are a crucial component of a municipality's long-term financial planning. The purposes for maintaining reserves are:

- providing stabilization in the face of variable and uncontrollable factors (growth, interest rates, changes in subsidies) and to ensure adequate and sustainable cash flows;
- providing financing for one-time or short-term requirements without permanently impacting the tax rates, thereby reducing reliance on long-term debt;
- making provisions for replacement of capital assets to sustain infrastructure;
- providing flexibility to manage debt levels and protect the Town's financial position; and
- providing for future liabilities incurred in the current year but paid for in the future.

The Town of Hanover maintains numerous Discretionary and Obligatory Reserves/Reserve Funds and follows the practices and processes as prescribed within the town's policy FIN 015 – Reserve and Reserve Fund Management Policy

Discretionary Reserve Funds are established, based on Council direction, to finance future expenditures. Funds in discretionary reserves can be used for any purpose with Council approval.

Obligatory Reserve Funds are created whenever a statute requires revenue received for special purposes to be kept apart from the general revenues of the municipality.

Obligatory reserve funds can only be used for their prescribed purpose. Examples include Canada Community-Building Funds and future Development Charges Reserve Funds.

Discretionary Reserves / Reserve Funds

Reserve funds play an important role in the Town's finances and provide a strong indicator of the Town's overall financial health. Fund values fluctuate each year as funds are accumulated and then utilized for projects.

Discretionary Reserve Funds currently set up are:

1. TCA Reserve Fund – use for existing tangible capital assets
2. Investing in Hanover Fund – used for new development/projects and Community Improvement Projects. Will be replaced in the future with Development Charges Obligatory Reserve Fund
3. Water Reserve Fund – User fees allocated each year to provide funding for expenditures related to the replacement or rehabilitation of existing water capital infrastructure
4. Wastewater Reserve Fund - – User fees allocated each year to provide funding for expenditures related to the replacement or rehabilitation of existing wastewater capital infrastructure
5. Parking – Cash in Lieu – Developer payments of parking dedication to fund the acquisition of land for parking or any other public parking purpose.

Obligatory Reserve Funds

An obligatory reserve fund is created when a provincial statute requires that revenue for special purposes be segregated from the general revenues of the municipality.

Obligatory reserve funds are to be used solely for the purpose prescribed for them by statute. The following summarizes the Obligatory Reserve Funds:

1. **Canada Community-Building Fund** (CCBF – formerly AMO Gas Tax Funds) – Funds received from the Federal Government are used to support capital asset replacement. The town receives approximately \$254,000 each year and these funds are used towards capital each year. The current balance in this reserve fund is \$17,800 at the end of 2023. The Town has used Canada Community-Building Funds primarily for transportation capital.
2. **Provincial Gas Tax** (Host Municipality for SMART) -- all funds received are used strictly for the Saugeen Mobility and Regional Transit for operations and capital. The Town of Hanover is the host municipality for these funds.
3. **FUTURE Development Charges** – These funds are restricted by the Development Charges Act that dictates these funds are to be used for the recovery of growth-related capital expenditures. Development charges fund large capital projects, and it may take many years to plan and accumulate the funds necessary to undertake the construction. Planned for 2024 to engage a consultant to undertake a development charges bylaw in compliance with Provincial legislation for the town.

The 2024 budget includes financing of \$4,534,400 from various reserves for operations and capital expenditures. The decreases in the reserves and reserve funds are offset by the continued transfers to these for water/sewer purposes, Investing in Hanover and infrastructure levies as per annual budget. In 2024, the net change to reserves is an estimated decrease of \$270,300. In the reserve funds, 2024 will see a decrease of \$1,756,200. An overall decrease in these reserves/reserve funds of \$2,026,500. The following tables provide the details of the respective reserves and reserve funds used within the municipality.

TOWN OF HANOVER RESERVES AND RESERVE FUNDS

RESERVES

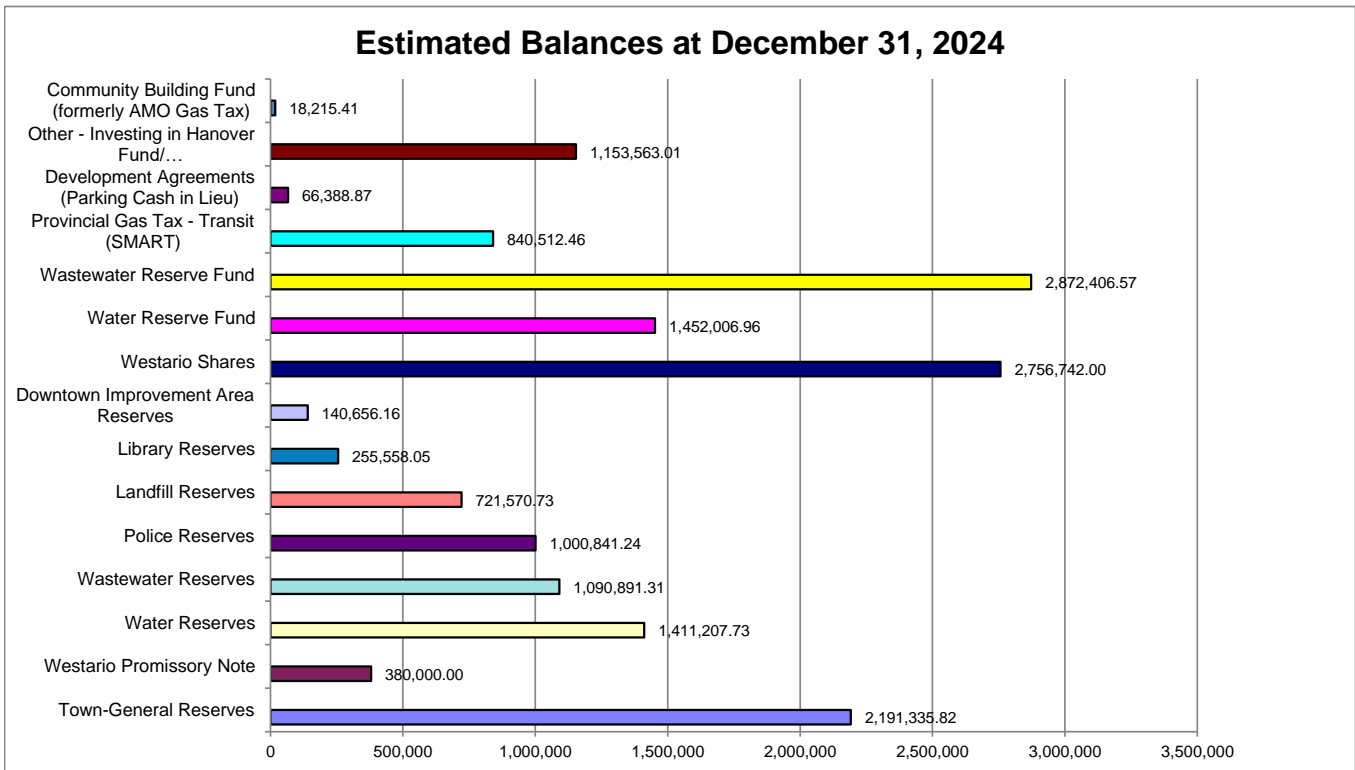
ACCOUNT #	DESCRIPTION	subject to audit	*ADDITIONS*			*FINANCING*		ESTIMATED
		BALANCE	BUDGET	RESOLUTION	REV FUND	CAP FUND	BALANCE	
		2023-12-31					2024-12-31	
01-0140-1296	Council Directives/Insurance/WSIB	87,909.21	\$ 26,000.00	\$ -		\$ -	\$ -	113,909.21
01-0140-0262	Working Funds	457,433.62	\$ -	\$ -		\$ -	\$ -	457,433.62
01-0140-1287	WSIB Future Claims	117,401.02	-	-		-	-	117,401.02
01-0144-0281	Cemetery Prepaid Burials	3,785.00	\$ -	\$ -		\$ -	\$ -	3,785.00
01-0144-0282	Cemetery-Columbarium	44,301.58	\$ 7,200.00	\$ -		\$ -	\$ 45,000.00	6,501.58
01-0145-0409	Parks - Cash in Lieu of Parkland	76,436.66	\$ -	\$ -		\$ -	\$ 20,000.00	56,436.66
01-0140-1299	Town General Reserves	\$ 1,906,768.73	\$ 360,700.00	\$ 5,700.00	\$ -	\$ 365,200.00	\$ 472,100.00	1,435,868.73
	Town Reserves	\$ 2,694,035.82	\$ 393,900.00	\$ 5,700.00		\$ 365,200.00	\$ 537,100.00	\$ 2,191,335.82
01-0143-0279	Waterworks Capital Projects	1,317,907.73	93,300.00	-		-	-	1,411,207.73
01-0143-0280	Wastewater Capital Projects	1,085,891.31	5,000.00	-		-	-	1,090,891.31
	Water/Wastewater Reserves	\$ 2,403,799.04	\$ 98,300.00	\$ -		\$ -	\$ -	\$ 2,502,099.04
01-0140-0264	Westario-Promissory Note	380,000.00						380,000.00
	PROMISSORY NOTE	\$ 380,000.00	\$ -	\$ -		\$ -	\$ -	\$ 380,000.00
	TOTAL TOWN RESERVES	\$ 5,477,834.86	\$ 492,200.00	\$ 5,700.00		\$ 365,200.00	\$ 537,100.00	\$ 5,073,434.86
LIBRARY BOARD								
11-0135-0267	Library - Comm. Access Program (CAP)	7,300.30						7,300.30
11-0135-0268	Library Future Development	201,976.58				10,000.00		191,976.58
11-0135-0270	Library - Bequests	55,302.87						55,302.87
11-0135-0291	Library/Civic Centre Building Capital	978.30						978.30
	Library Reserves	\$ 265,558.05	\$ -	\$ -		\$ 10,000.00	\$ -	\$ 255,558.05
POLICE BOARD								
51-0141-0254	Police - Post Employment Reserve	220,000.00						220,000.00
51-0141-0255	Police General Reserves	517,562.30	-			38,200.00		479,362.30
51-0141-0256	Police Future Facilities Capital Reser	273,910.29						273,910.29
51-0141-0257	Police Insurance Reserve	5,000.00	5,000.00					10,000.00
51-0141-0258	Police Legal Reserve	47,568.65				30,000.00		17,568.65
	Police Reserves	\$ 1,064,041.24	\$ 5,000.00	\$ -	\$ -	\$ 68,200.00	\$ -	\$ 1,000,841.24
D.I.A.								
21-0150-0272	DIA - Parking Lot Development	136,456.16	4,200.00					140,656.16
	DIA Reserves	\$ 136,456.16	\$ 4,200.00	\$ -		\$ -	\$ -	\$ 140,656.16
LANDFILL								
31-0143-1150	Landfill Reserves	1,036,941.46	\$ 406,200.00					1,443,141.46
	<i>Sub-Landfill Hanover Share 50%</i>	518,470.73	203,100.00	-		-	-	721,570.73
	TOTAL "RESERVES"	\$ 7,462,361.04	\$ 704,500.00	\$ 5,700.00	\$ -	\$ 443,400.00	\$ 537,100.00	\$ 7,192,061.04

RESERVE FUNDS

ACCOUNT #	DESCRIPTION	subject to audit	*ADDITIONS*			*FINANCING*		ESTIMATED
		BALANCE	BUDGET	RESOLUTION	REV FUND	CAP FUND	BALANCE	
		2023-12-31					2024-12-31	
03-0179-0401	TCA Reserve Fund (New for 2016)	647,276.15	242,700.00				768,900.00	121,076.15
03-0179-0403	Investing in Hanover Fund	1,075,386.86	42,100.00	30,000.00		115,000.00		1,032,486.86
03-0180-0404	Waterworks Major Capital Component	2,853,006.96	190,000.00		9,000.00		1,600,000.00	1,452,006.96
03-0180-0405	Wastewater Major Capital Component	2,658,906.57	313,500.00				100,000.00	2,872,406.57
03-0183-0413	Parking - Cash in Lieu	66,388.87						66,388.87
Town Discretionary Reserve Fund		\$ 7,300,965.41	\$ 788,300.00	\$ 30,000.00	\$ 9,000.00	\$ 115,000.00	\$ 2,468,900.00	\$ 5,544,365.41
03-0184-0450	Westario Shares	2,756,742.00						2,756,742.00
41-0190-0421	Provincial Gas Tax-Disability Transf	840,512.46	\$ 720,000.00			\$ 580,000.00	\$ 140,000.00	840,512.46
03-0181-0420	Canada Community Bldg Fund {CCBF} (formerly Federal Gas Tax- AMO-(ESMI-Capital))	17,815.41	\$ 250,400.00				\$ 250,000.00	18,215.41
Town Obligatory Reserve Fund		858,327.87	970,400.00	-		580,000.00	390,000.00	858,727.87
TOTAL "RESERVE FUNDS"		\$ 10,916,035.28	\$ 1,758,700.00	\$ 30,000.00	\$ 9,000.00	\$ 695,000.00	\$ 2,858,900.00	\$ 9,159,835.28
GRAND TOTAL		\$ 18,378,396.32	\$ 2,463,200.00	\$ 35,700.00		\$ 1,138,400.00	\$ 3,396,000.00	\$ 16,351,896.32

RESERVES/RESERVE FUNDS
2024 BUDGET ESTIMATED BALANCES AT DECEMBER 31, 2024

DESCRIPTION	ESTIMATED 31-Dec-24	Percentage
RESERVES		
Town-General Reserves	2,191,335.82	13.4%
Westario Promissory Note	380,000.00	2.3%
Water Reserves	1,411,207.73	8.6%
Wastewater Reserves	1,090,891.31	6.7%
Police Reserves	1,000,841.24	6.1%
Landfill Reserves	721,570.73	4.4%
Library Reserves	255,558.05	1.6%
Downtown Improvement Area Reserves	140,656.16	0.9%
YATC Reserves	-	0.0%
Total Reserves	7,192,061.04	
RESERVE FUNDS		
Westario Shares	2,756,742.00	16.9%
Water Reserve Fund	1,452,006.96	8.9%
Wastewater Reserve Fund	2,872,406.57	17.6%
Provincial Gas Tax - Transit (SMART)	840,512.46	5.1%
Development Agreements (Parking Cash in Li	66,388.87	0.4%
Other - Investing in Hanover Fund/ TCA Reserve Fund	1,153,563.01	7.1%
Community Building Fund (formerly AMO Gas Tax)	18,215.41	0.1%
Total Reserve Funds	9,159,835.28	
TOTAL RESERVES AND RESERVE FUNDS	16,351,896.32	100.1%



**2024 PROPOSED BUDGET
TRANSFER TO RESERVES/RESERVE FUNDS**

RESERVES

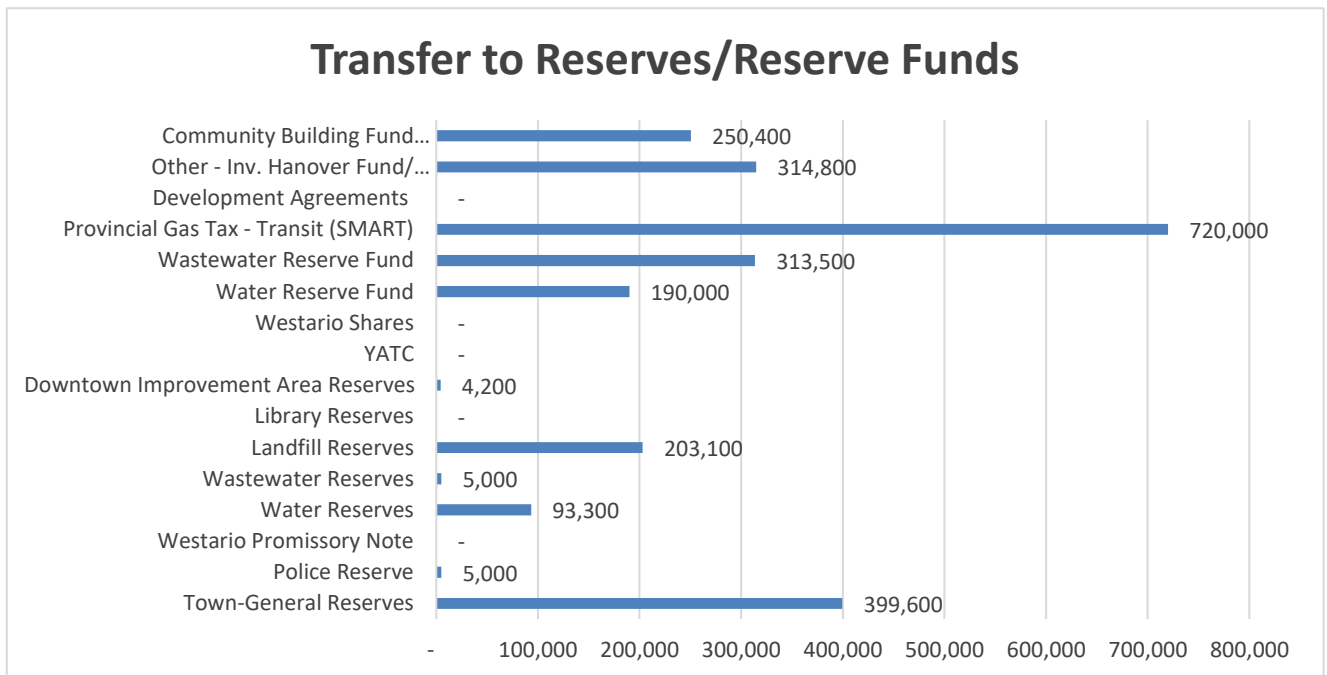
<u>DEPARTMENT</u>	<u>AMOUNT</u>	<u>REASON</u>
1. Municipal Administration Development	6,000	Council Directives - \$6,000 future elections (new in 2023); Working funds current balance @ \$457,433; should be a minimum 75% of previous year's Taxes Receivable
Misc. Capital Civic Centre	101,500 10,000	Infrastructure Levy - \$42,100 (0.5% of previous year's levy) to General Reserves; \$24,000 - 140 7th Ave Internal Loan Repymt; \$35,400 Internal Loan Repymt from LPd. Building Capital
	117,500	
2. Protection to Persons/Property Hanover Police Service	-	Capital Projects
Hanover Police Service	5,000	Insurance Deductible Reserve
Fire	15,000	Future Fire Equipment
	20,000	
3. Health Services a) Cemetery	12,200	Future Capital - Columbarium & Equipment
b) Medical Clinic	30,000	Future TCA's
	42,200	
4. Transportation /	75,000	Roads - Capital Projects-\$75,000;
	31,200	Roads Loader Replacement funds from Landfill Usage
	3,000	SMA - Future Capital Projects
	50,000	Future Landfill - Town Portion Only
	5,000	Insurance Deductible Reserve
	164,200	
5. Recreation/Culture a) Parks	15,700	Park Projects Capital
	5,000	Insurance Deductible Reserve
b) Coliseum	-	
c) Facilities	20,000	
d) Theatre	-	
	40,700	
6. Building / Planning	10,000	New Official Plan/Zoning ByLaw
	10,000	
7. Library	-	Future Capital
8. D.I.A.	4,200	Future Capital
9. YATC	-	Future
TAX LEVY TOTAL (1)	398,800	
10. Waterworks	5,000	Municipal Administration - Computer Equipment
	88,300	to replenish Water Reserve (Firetruck Aerial loan-\$25,100; Fire Pumper Truck-\$27,200 Theatre Loan-\$36,000
	5,000	Insurance deductible
	98,300	
11. Sewage	5,000	Municipal Administration - Computer Equipment
	5,000	Insurance deductible
	10,000	
12. LANDFILL	203,100	Future Capital
USER CHARGES TOTAL (2)	311,400	
TO RESERVES (1) + (2)	710,200	

RESERVE FUNDS

1. Landfill	-	Capital Projects
2. TCA Reserve Fund	242,700	Future Infrastructure (AMP) Costs 1.5% previous year's levy - \$126,200; OLG Portion toward TCA Fund - \$116,500; \$183,700 from 21st Ave Paving Project Deferred;
3. Investing in Hanover Fund Community Building Fund	72,100	Council Directives - 0.5% previous year's levy \$42,100; Bldg Permits -- Based on \$1,500 from every new residential unit assuming 20 units) -\$30,000
4. (formerly AMO Gas Tax)	250,400	Community Building Fund (formerly Federal Gas Tax for Infrastructure) -- as per agreement with AMO
5. Waterworks	190,000	Capital Projects-requirement of Full Cost Service Study and Landfill Loan Repayment \$34,600
6. Sewage	313,500	Capital Projects-requirement of Full Cost Service Study
7. Provincial Gas Tax	720,000	2023/24 agrmt unknown at this time.
TOTAL TO RESERVE FUNDS	1,788,700	
Total Reserves/ Reserve Funds	2,498,900	includes SMART gas tax funds
Town Only To Reserves	1,778,900	without SMART gas tax funds

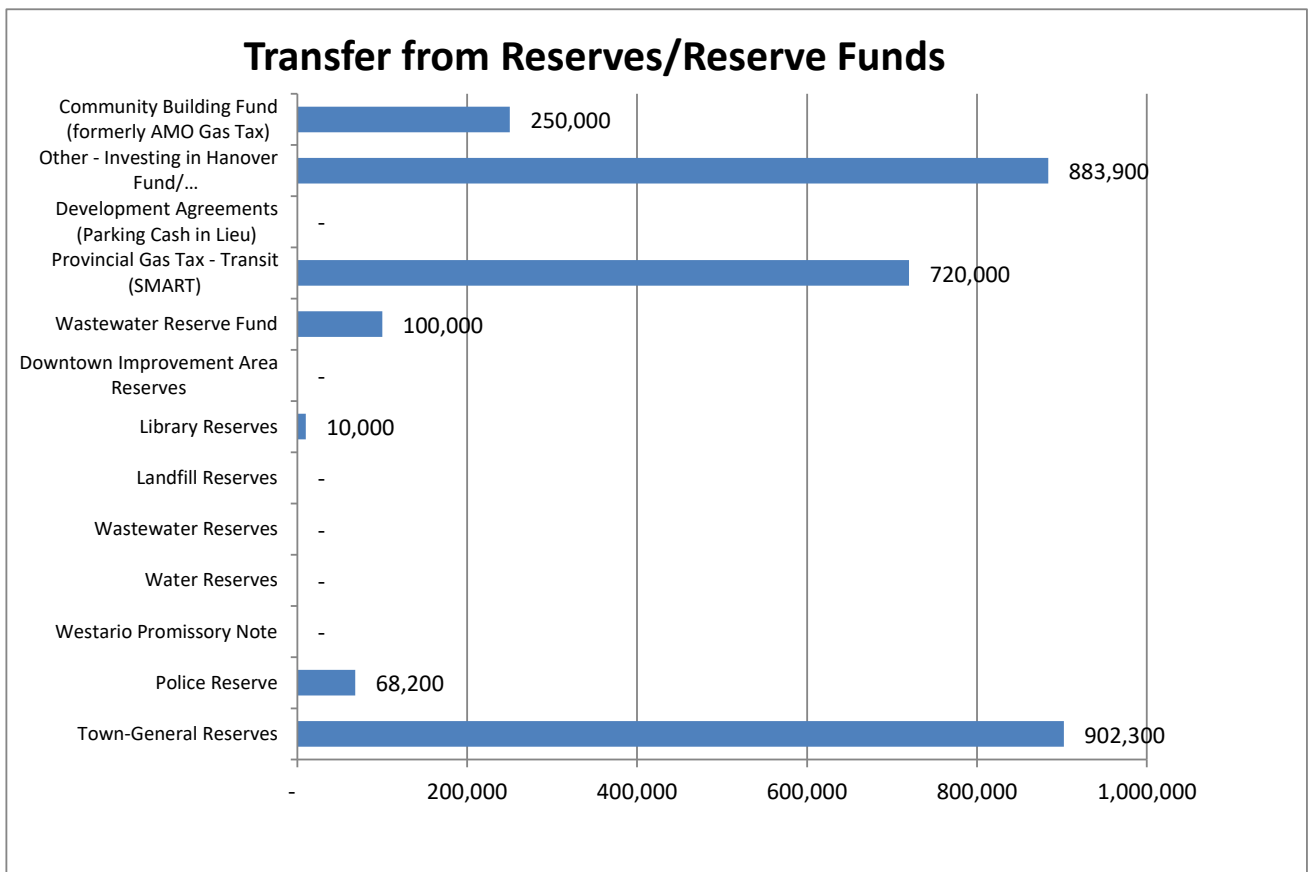
2024 Budget Transfer to Reserves/ Reserve Funds

	Reserve/Reserve Fund Name	Amount	Percentage
Reserves			
1.	Town-General Reserves	399,600	16.0%
2.	Police Reserve	5,000	0.2%
3.	Westario Promissory Note	-	0.0%
4.	Water Reserves	93,300	3.7%
5.	Wastewater Reserves	5,000	0.2%
6.	Landfill Reserves	203,100	8.1%
7.	Library Reserves	-	0.0%
8.	Downtown Improvement Area Reserves	4,200	0.2%
9.	YATC	-	0.0%
	Total Reserves	\$ 710,200	
Reserve Funds			
10.	Westario Shares	-	0.0%
11.	Water Reserve Fund	190,000	7.6%
12.	Wastewater Reserve Fund	313,500	12.5%
13.	Provincial Gas Tax - Transit (SMART)	720,000	28.8%
14.	Development Agreements	-	0.0%
15.	Other - Inv. Hanover Fund/ TCA Reserve Fund	314,800	12.6%
16.	Community Building Fund (formerly AMO Gas Tax)	250,400	10.0%
	Total Reserve Funds	1,788,700	
	Total Transfers	\$ 2,498,900	99.9%



2024 Budget Transfer from Reserves/ Reserve Funds

	Reserve/Reserve Fund Name	Amount	Percentage
Reserves			
1.	Town-General Reserves	902,300	19.9%
2.	Police Reserve	68,200	1.5%
3.	Westario Promissory Note	-	0.0%
4.	Water Reserves	-	0.0%
5.	Wastewater Reserves	-	0.0%
7.	Landfill Reserves	-	0.0%
8.	Library Reserves	10,000	0.2%
9.	Downtown Improvement Area Reserves	-	0.0%
10.	YATC Reserves	-	0.0%
	Total Reserves	\$ 980,500	
Reserve Funds			
11.	Westario Shares	-	0.0%
12.	Water Reserve Fund	1,600,000	35.3%
13.	Wastewater Reserve Fund	100,000	2.2%
14.	Provincial Gas Tax - Transit (SMART)	720,000	15.9%
15.	Development Agreements (Parking Cash)	-	0.0%
16.	Other - Investing in Hanover Fund/ TCA Reserve Fund	883,900	19.5%
17.	Community Building Fund (formerly AMO Gas Tax)	250,000	5.5%
	Total Reserve Funds	3,553,900	
	Total Transfers	\$ 4,534,400	99.9%



DEBT MANAGEMENT INDICATORS

Municipalities have limited options with respect to raising funds to support municipal programs and services. The Town of Hanover, similar to all municipalities across Ontario, is facing increasing infrastructure backlogs, funding gaps, and increasing financial pressures in infrastructure management. Borrowing money is an efficient use of available financial resources; however, taking on debt commits municipalities to enter long-term commitments that require principal and interest payments over the life of the loan.

The province, through the Ministry of Municipal Affairs and Housing, established debenture limits for all municipalities. No more than 25% of total own source revenues can be used to service debt on an annual basis. If the Town were to reach this limit, future operating budgets would be severely constrained. Taxes and other revenues may have to increase significantly.

Based on the Town's Debt Management Policy FIN-013, the maximum annual debt repayment, including any internal borrowing, will not exceed 10% of the Town's own source revenues. This maintains up to 15% in flexibility, if required, to respond to emergencies, peak period of asset management pressures, and/or to meet senior government funding opportunities.

As of December 31, 2023, the Town has tax supported debt outstanding of \$277,079 (for the P & H Centre Loan – completion of loan will be August 2025) and internal debt borrowed from reserves/reserve funds for various capital projects of \$2,573,306 (\$1,232,300 of which is temporary borrowing in 2023 until Trails and Firehall completed). The tax supported annual debt payment in 2024 for external debt is \$169,857 and internally issued debt is \$237,835 for a total of \$407,692. The maximum annual debt repayment based on 25% of the 2022 Financial Information Return own source revenue is \$3.796 million. The Town is well within the annual debt repayment limit.

The following is a summary of the internal debt from reserves/reserves funds:

Internal Borrowing Outstanding		as of December 31, 2023				
Year of Borrowing	Description	2023 Principal o/s Balance	2024 Principal o/s Balance	Completion Year	Annual Principal & Interest Payment Amount	
2011	Aerial Firetruck	25,119.05	-	2024	25,621.43	
2013	Landfill Expansion	598,313.07	562,604.33	2033	44,279.62	
2019	Fire Pumper Truck	298,466.67	271,333.33	2029	34,595.00	
2022	Theatre Renovations	324,000.00	288,000.00	2033	48,636.00	
2022	Launchpad Deficit	95,107.46	63,404.97	2026	35,411.68	
		1,341,006.25	1,185,342.63		188,543.73	
		Principal Paid	155,663.62			
Temporary Internal Borrowing						
2023	Trails Bridges	57,300.00	-	2024	2,292.00	Interest Only
2023	Firehall Building	1,175,000.00	-	2024	47,000.00	Interest Only
		1,232,300.00	-		49,292.00	
	Grand Total	2,573,306.25	1,185,342.63	-	237,835.73	

These debt amounts will change when the Town enters long term borrowing for the new fire hall build as well as future long-term requirements. Staff will continue to monitor the annual repayment limit as circumstances change.

Annual Repayment Limit (ARL)

The Annual Repayment Limit (ARL) documentation received from the Ministry of Municipal Affairs and Housing provides the background for the determination of the annual debt repayment limit for the municipality. The following is the ARL documentation received.

2023 ANNUAL REPAYMENT LIMIT

(UNDER ONTARIO REGULATION 403 / 02)

MMAH CODE:	47402		
MUNID:	42029		
MUNICIPALITY:	Hanover T		
UPPER TIER:	Grey Co		
REPAYMENT LIMIT:		\$	3,796,996

The repayment limit has been calculated based on data contained in the 2021 Financial Information Return, as submitted to the Ministry. This limit represents the maximum amount which the municipality had available as of December 31, 2021 to commit to payments relating to debt and financial obligation. Prior to the authorization by Council of a long term debt or financial obligation, this limit must be adjusted by the Treasurer in the prescribed manner. The limit is effective January 01, 2023

FOR ILLUSTRATION PURPOSES ONLY,

The additional long-term borrowing which a municipality could undertake over a 5-year, a 10-year, a 15-year and a 20-year period is shown.

If the municipalities could borrow at 5% or 7% annually, the annual repayment limits shown above would allow it to undertake additional long-term borrowing as follows:

5% Interest Rate			
	(a)	20 years @ 5% p.a.	\$ 47,318,966
	(a)	15 years @ 5% p.a.	\$ 39,411,523
	(a)	10 years @ 5% p.a.	\$ 29,319,399
	(a)	5 years @ 5% p.a.	\$ 16,439,007
7% Interest Rate			
	(a)	20 years @ 7% p.a.	\$ 40,225,432
	(a)	15 years @ 7% p.a.	\$ 34,582,715
	(a)	10 years @ 7% p.a.	\$ 26,668,513
	(a)	5 years @ 7% p.a.	\$ 15,568,434

DETERMINATION OF ANNUAL DEBT REPAYMENT LIMIT

(UNDER ONTARIO REGULATION 403/02)

MUNICIPALITY:

Hanover T

MMAH CODE:

47402

Debt Charges for the Current Year

		1
		\$
0210	Principal (SLC 74 3099 01)	154,373
0220	Interest (SLC 74 3099 02)	17,071
0299	Subtotal	171,444
0610	Payments for Long Term Commitments and Liabilities financed from the consolidated statement of operations (SLC 42 6010 01)	0
9910	Total Debt Charges	171,444


Amounts Recovered from Unconsolidated Entities

		1
		\$
1010	Electricity - Principal (SLC 74 3030 01)	0
1020	Electricity - Interest (SLC 74 3030 02)	0
1030	Gas - Principal (SLC 74 3040 01)	0
1040	Gas - Interest (SLC 74 3040 02)	0
1050	Telephone - Principal (SLC 74 3050 01)	0
1060	Telephone - Interest (SLC 74 3050 02)	0
1099	Subtotal	0
1410	Debt Charges for Tile Drainage/Shoreline Assistance (SLC 74 3015 01 + SLC 74 3015 02)	0
1411	Provincial Grant funding for repayment of long term debt (SLC 74 3120 01 + SLC 74 3120 02)	0
1412	Lump sum (balloon) repayments of long term debt (SLC 74 3110 01 + SLC 74 3110 02)	0
1420	Total Debt Charges to be Excluded	0
9920	Net Debt Charges	171,444

		1
		\$
1610	Total Revenue (SLC 10 9910 01)	33,277,002
Excluded Revenue Amounts		
2010	Fees for Tile Drainage / Shoreline Assistance (SLC 12 1850 04)	0
2210	Ontario Grants, including Grants for Tangible Capital Assets (SLC 10 0699 01 + SLC 10 0810 01 + SLC10 0815 01)	3,447,069
2220	Canada Grants, including Grants for Tangible Capital Assets (SLC 10 0820 01 + SLC 10 0825 01)	935,083
2225	Deferred revenue earned (Provincial Gas Tax) (SLC 10 830 01)	0
2226	Deferred revenue earned (Canada Gas Tax) (SLC 10 831 01)	0
2230	Revenue from other municipalities including revenue for Tangible Capital Assets (SLC 10 1098 01 + SLC 10 1099 01)	162,186
2240	Gain/Loss on sale of land & capital assets (SLC 10 1811 01)	0
2250	Deferred revenue earned (Development Charges) (SLC 10 1812 01)	0
2251	Deferred revenue earned (Recreation Land (The Planning Act)) (SLC 10 1813 01)	0
2252	Donated Tangible Capital Assets (SLC 53 0610 01)	12,858,903
2253	Other Deferred revenue earned (SLC 10 1814 01)	0
2254	Increase / Decrease in Government Business Enterprise equity (SLC 10 1905 01)	0
2255	Other Revenue (SLC 10 1890 01 + SLC 10 1891 01 + SLC 10 1892 01 + SLC 10 1893 01 + SLC 10 1894 01 + SLC 10 1895 01 + SLC 10 1896 01 + SLC 10 1897 01 + SLC 10 1898 01)	0
2299	Subtotal	17,403,241
2410	Fees and Revenue for Joint Local Boards for Homes for the Aged	0
2610	Net Revenues	15,873,761
2620	25% of Net Revenues	3,968,440
9930	ESTIMATED ANNUAL REPAYMENT LIMIT	3,796,996
		(25% of Net Revenues less Net Debt Charges)

* SLC denotes Schedule, Line Column.

SECTION 4 -- COUNCIL (General Government)



Complement Includes:

- 1 Mayor
- 1 Deputy Mayor
- 5 Councillors

Council represents the public on municipal matters in Hanover.

The mayor (or deputy mayor in her absence) acts as the Head of Council and presides over council meetings, provides leadership to the council, represents the Town of Hanover and carries out the duties as Head of Council as specified by the *Municipal Act*.

2023 Program Highlights

- 17 delegations at Council meetings; 22 Agreements / By-laws.
- 2 Ministry delegations at Association of Municipalities of Ontario (AMO) Conference
- Adopted new Strategic Plan.
- Represented the Municipality at numerous community initiatives.
- Provided input to appointed Committees and Boards.
- Appointed representatives engaged in meaningful Growing Prosperity in South Grey discussions.

Goals and Objectives for 2024

1. Growing Prosperity in South Grey / Local Growth Management Strategy – Continued commitment to meaningful discussions with neighbouring municipalities, County and the province with respect to growth. Scoped Comprehensive Review Phase 2 was completed during 2021. This, and several other supporting reports provide clear direction with respect to addressing Hanover's shortage of land issues.
2. Continued commitment to open and responsible government functions.

Program Changes for 2024

- Proposed doctor recruitment funding increase.

LOOKING AHEAD


- Meaningful discussions with respect to growth will be ongoing and requires long term commitment to relationships with our neighbours, Grey County and the Province.

2024 BUDGET vs 2023 BUDGET

	2023	2023	2024	BUDGET	BUDGET
COUNCIL	Approved	Actuals	Proposed	CHANGE	CHANGE
				\$	%
1100 Council					
01-1100-0566 DONATIONS/GRANTS				-	
01-1100-0579 MISC REVENUE				-	
01-1100-0934 TRANSFER FROM RESERVES		(1,000)	-24,000	(24,000)	
01-1100-1110 REGULAR SALARIES	150,100	150,119	154,000	3,900	3
01-1100-1120 PER DIEMS	3,900	5,660	3,900	-	-
01-1100-1510 EMPLOYEE BENEFITS	9,500	9,927	10,000	500	5
01-1100-3106 PROF DEV/TRAVEL-PATERSON	1,500	1,557	1,800	300	20
01-1100-3111 PROF DEV/TRAVEL - SAKAL	1,500	2,410	1,800	300	20
01-1100-3112 PROF DEV/TRAVEL-HUDSON	1,500	1,786	1,800	300	20
01-1100-3115 PROF DEV/TRAVEL-FLEET	1,500	1,878	1,800	300	20
01-1100-3116 PROF DEV/TRAVEL-DICKERT	1,500	1,727	1,800	300	20
01-1100-3118 PROF DEV/TRAVEL-KOEBEL	1,500	917	1,800	300	20
01-1100-3119 PROF DEV/TRAVEL-HOCKING	1,500	163	1,800	300	20
01-1100-3128 SUBSCRIPTIONS & MEMBERSHIPS	3,600	3,652	3,600	-	-
01-1100-3129 EMPLOYEE SERVICE AWARDS	6,500	5,941	6,700	200	3
01-1100-3130 EMERGENCY PANDEMIC EXPENSES		1,512		-	
01-1100-3131 EVENT #3- STAFF ANNUAL	9,500	9,967	9,700	200	2
01-1100-3132 ACKNOWLEDGMENTS/PROMOTION	13,100	13,770	13,300	200	2
01-1100-3135 BUILD BACK BETTER ASSISTANCE STRATEGY DISC	24,600	41,289	24,000	(600)	(2)
01-1100-3215 PRINTING & ADVERTISING	2,300	647	1,000	(1,300)	(57)
01-1100-3311 INTEGRITY COMMISSIONER	2,400	2,349	2,400	-	-
01-1100-3710 INSURANCE (GENERAL)	55,400	52,821	57,800	2,400	4
01-1100-3810 GRANTS TO ORGANIZATIONS	12,500	8,250	10,000	(2,500)	(20)
01-1100-4177 CONTRIBUTION-RETENTION DONATION	85,000	85,000	90,000	5,000	6
01-1100-5213 TRANSFER TO RESERVES	6,000	6,000	6,000	-	-
Total 1100 Council	394,900	406,342	381,000	(13,900)	(4)

SECTION 5 -- ADMINISTRATION / CORPORATE SERVICES / FINANCE (General Government)

Administration



Staffing Complement Includes:

- 1 Chief Administrative Officer
- 1 Clerk
- 1 Administrative Assistant/Deputy Clerk
- 1 Human Resources Manager

Administration is comprised of the Chief Administrative Officer, Clerk, Administrative Assistant/Deputy Clerk and Human Resources Manager. The CAO directs and coordinates the general and administrative management and business of the Town. The clerk performs statutory duties as outlined in the *Municipal Act* and other legislation.

Administration oversees the following areas:

Council and Committee: secretariat to council and committees including preparing all meeting agendas and minutes; ensures the decisions of council are recorded and actions carried out.

Elections: responsible for coordination and conduct of the municipal and school board elections every four years.

Human Resources: employee/volunteer recruitment; labour/employee relations, negotiations and contract administration; training development and performance management; compensation administration; development and implementation of corporate human resources policies and procedures; development and recommendation of plans, policies and strategies to address human resources and organizational objectives; health and safety requirements; providing advice to departments, staff and council; and ensuring employment and legislative compliance.

Legislative: compliance with all Federal and Provincial legislation that impacts the Town; liaison with all levels of government, local boards, community groups and organizations.

Licensing: issuance of taxi, marriage and lottery licences.

Policy: development and administration of policies in accordance with legislative requirements; provide guidance and advice to both council and staff.

Records Management: management of corporate records; processes information requests and ensures compliance with privacy legislation.

Vital Statistics: issuance of death certificate and burial permits, as well as marriage certificates.

2023 Program Highlights

Growing Prosperity in South Grey conversations restarted.

- Completion of new Strategic Plan.
- Agenda management software implemented increasing efficiency in agenda preparation and follow-up.

- Update and launch of municipal website to increase transparency, public communication and engagement.
- Monthly Staff Connections Newsletter.
- Numerous newly developed and/or updated HR and health and safety policies, guidelines and related documents, as well as Multi-Year Accessibility Plan 2023-2025.
- Initiation of Town TEAM Tailgates; execution of the first town-wide professional development day and staff BBQ; and facilitation of many trainings including de-escalation training for staff and council
- Expanded recruitment outreach with successful recruitment for over 30 postings for over 50 position vacancies
- Process Improvements including enhanced processes and implementation of tracking mechanisms and support documents for access to municipal IT programs.
- Enhanced oversight on health and safety training needs for more accurate budget planning and ensuring compliance.

Goals and Objectives for 2024


1. Growing Prosperity in South Grey / Local Growth Management Strategy – Continued commitment to meaningful discussions with neighbouring municipalities, County and the province with respect to growth. Scoped Comprehensive Review Phase 2 was completed during 2021. This, and several other supporting reports provide clear direction with respect to addressing Hanover’s shortage of land issues.
2. Complete an organizational review (strategic plan recommendation).
3. Further implementation of escribe agenda management.
4. Provide diversity, equity and inclusion training to staff and Council.
5. Continued development and/or update of human resources and health & safety policies, procedures and processes, with focus on the implementation of a hearing conservation program.
6. Implement Dayforce Learning Management System.
7. Continued support of Department projects as they move forward with workplans.

Program Changes for 2024

- Completion of an organizational review.
- Implement Dayforce Learning Management System.
- Proposed summer administrative role shared between administration, corporate services economic development, public works and building and planning.

LOOKING AHEAD

- Meaningful discussions with respect to growth will be ongoing and requires long term commitment to relationships with our neighbours, Grey County and the Province.
- Assist with planned and anticipated commercial, institutional and residential development and growth into the remaining serviced and unserved areas of Hanover.



Staffing Complement Includes:
1 Director of Corporate Services/Treasurer
1 Deputy-Treasurer/Tax Collector
1 AP & Payroll Clerk
1 Utility/AR Clerk
1 Finance Clerk

The Corporate Services Department serves several municipal functions; Finance/Treasury, Information Technology (IT), and Civic Facilities.

Under the direction of the Director of Corporate Services/Treasurer, Corporate Services oversees the Corporate Shared (Administration) revenue and expenditure accounts not attributable to a specific department. These include taxation, investment income, penalties and interest, and general reserve transactions.

Finance/Treasury – responsible for the overall management of the Town's financial resources in a fiscally responsible and prudent manner. The department is bound by the financial reporting requirements of the Public Sector Accounting Board (PSAB) in accordance with the *Municipal Act*.

Other functions include:

- Financial Management
- Formulation of operating and capital budgets
- Issuance and collection of property tax billings and other revenues
- Financial reporting and controls
- Provision of objective professional support on major strategic and financial initiatives
- Corporate banking and investment management
- Administration of accounts payable and receivable
- Payroll calculation and distributions
- Asset Management corporate-wide leadership in implementation, practices, concepts and progress
- Development of long-range financial plans, strategies, studies and policies
- Administration of the procurement of goods and services
- Risk Management – manage all risks, insurance and claims against the municipality
- Provide financial services for the following boards/organizations, DIA, Landfill, Library, Police, Launchpad, Saugeen Municipal Airport (SMA), Gas Tax Funding Services for Saugeen Mobility & Regional Transit (SMART).

Information Technology (IT) - Corporate responsibility for hardware and networking purposes with each department responsible for any applicable software needs. We utilize the services of a local IT company for all town-wide networking and computer issues.

2023 Program Highlights

- Started implementation of the Route Patrol and Work Order modules of the new Customer Service Portal/Work Order software installed in 2022.
- Continued working with County of Grey GIS to link town's asset software with County GIS mapping – project started in September 2021 and all infrastructure but storm sewers have been completed to date. Further updates required to GIS portion for Route Patrol module usage.
- Continued Investigating other grant opportunities for current and future rehabilitations – green municipal funding and skills development fund for firehall possibilities.
- Implemented the Enterprise Vehicle Leasing program for the management of the municipal fleet – 5-year lease/vehicle (light vehicles – up to 22 vehicles in fleet over the next 2 years).
- External review of IT security enhancements and started the implementation of these (two-factor authentication, LastPass Password Security, VPN security, removal of non-secure hardware etc.)

Goals and Objectives for 2024

1. Work with consultant to update the AMP and to be compliant with the Ont. Reg 588/17 standards. Working towards completion of the Long-term Financial Plan and Levels of Services requirements of the regulation.
2. Continue to enhance, update and provide better data within the Asset Management Plan to create a 10-year plan and be compliant with the O. Reg. 588/17 requirements.
3. Upgrade to all computer and server hardware and office licencing within the municipality. This is completed every 5 years, with the last one completed in late 2018/early 2019. Five-year upgrade covered through reserves.
4. Point of contact for Enterprise Fleet Management along with each respective department head to maintain and upgrade fleet over a five-year rotational basis.
5. Implementation of the Route Patrol portion of the Customer Service/Workorder software.

Program Changes for 2024

- New Financial Statement requirements for Asset Retirement Obligations and Financial Instruments effective with the 2023 statements.
- Town's share of OMPF funding has increased by \$125,900 (2023 amount was \$1,929,100; 2024 amount of \$2,055,000 confirmed by the Ministry of Finance).
- Ontario Lottery & Gaming (OLG) funding in 2024 to remain at \$1,300,000. \$1,183,500 earmarked for capital with the balance of \$116,500 for transfer to TCA reserve fund in order to achieve the Asset Management Plan (AMP) recommendations.

LOOKING AHEAD

- Update AMP to full O. Reg 588/17 standards, work on Long Term Financial Plan as per Strategic Plan.
- Update the TCA Reserve Fund, Water and Wastewater Reserve Funds long term forecasts.


2024 BUDGET vs 2023 BUDGET

	2023	2023	2024	BUDGET CHANGE	BUDGET CHANGE
ADMINISTRATION/CORPORATE SERVICES/FINANCE	Approved	Actuals	Proposed	\$	%
1 General Government					
0510 Taxes for Own Use					
01-0510-0111 GENERAL TAX LEVY		(8,414,300)			
01-0510-0122 SHARE/HOSPITAL- P.I.L.	(6,100)	(5,402)	(5,400)	700	(11)
01-0510-0123 HYDRO/WESTARIO P.I.L.	(12,400)	(12,060)	(12,000)	400	(3)
01-0510-0211 GENERAL TAX LEVY - SUPPS	(50,000)	(53,366)	(50,000)		-
01-0510-0251 SHARE/TOWN PROPERTY-P.I.L.	(17,300)	(18,531)	(18,500)	(1,200)	7
01-0510-0252 UTILITY TRANSMISSION CORRIDOR	(2,600)	(1,443)	(1,400)	1,200	(46)
01-0510-4510 REBATES TO ELIGIBLE CHARITIES	1,300	1,148	1,200	(100)	(8)
Total 0510 Taxes for Own Use	(87,100)	(8,503,954)	(86,100)	1,000	(1)
0620 Provincial Funding					
01-0620-0310 ONT.MUN.PARTNERSHIP FUND ALLOC	(1,929,100)	(1,929,100)	(2,055,000)	(125,900)	7
Total 0620 Provincial Funding	(1,929,100)	(1,929,100)	(2,055,000)	(125,900)	7
0690 Unassigned Revenue					
01-0690-0570 OLCG PROVINCIAL FUNDING	(1,300,000)	(947,066)	(1,300,000)		-
01-0690-0593 LAS-ONT POWER GENERATE.REBATE		(2,730)			
01-0690-0815 MARRIAGE/LOTTERY LICENCES	(10,000)	(15,410)	(12,400)	(2,400)	24
01-0690-0820 TAXI LICENCES	(4,700)	(3,500)	(3,500)	1,200	(26)
01-0690-0881 FEES & MISC. CHARGES	(26,300)	(41,236)	(28,200)	(1,900)	7
01-0690-0883 D.I.A. ADMINISTRATION FEE	(1,900)	(1,900)	(1,900)		-
01-0690-0884 WATER/SEWAGE DEPT.-ADMIN.FEE	(89,800)	(89,800)	(90,600)	(800)	1
01-0690-0885 LIBRARY COMPUTER SERVICE FEE	(3,000)	(3,000)	(3,100)	(100)	3
01-0690-0886 WATER/SEWAGE COMPUTER SER.FEES	(13,600)	(13,600)	(13,800)	(200)	1
01-0690-0890 LANDFILL ADMIN. FEE(INTERNAL)	(73,500)	(73,500)	(75,000)	(1,500)	2
01-0690-0911 PENALTY & INTEREST : CURRENT	(57,000)	(91,884)	(80,000)	(23,000)	40
01-0690-0915 WATER/SEWER PENALTIES	(16,000)	(22,132)	(19,000)	(3,000)	19
01-0690-0922 MONTHLY BANK INTEREST	(100,000)	(297,509)	(240,000)	(140,000)	140
01-0690-0924 INTEREST-INTERNAL-OWN FUNDS	(26,200)	(23,811)	(24,300)	1,900	(7)
01-0690-0927 INTEREST-P.NOTE-WESTARIO POWER	(46,800)	(38,950)	(46,800)		-
01-0690-0928 WESTARIO DIVIDEND ON SHARES	(110,000)	(60,359)	(60,400)	49,600	(45)
01-0690-0972 NSF CHEQUE SERVICE CHARGE	(300)	(440)	(400)	(100)	33
Total 0690 Unassigned Revenue	(1,879,100)	(1,726,827)	(1,999,400)	(120,300)	6

	2023	2023	2024	BUDGET	BUDGET
	Approved	Actuals	Proposed	CHANGE	CHANGE
ADMINISTRATION/CORPORATE SERVICES/FINANCE				\$	%
1200 Administration					
01-1200-0521 PROVINCIAL GRANTS		(31,261)	0		
01-1200-0579 MISC REVENUE		(229)	0		
01-1200-0934 TRANSFER FROM RESERVES	(27,000)		(112,300)	(85,300)	316
01-1200-0936 TRANSFER FROM RESERVE FUND	(55,000)		0	55,000	(100)
01-1200-1110 REGULAR SALARIES	606,500	606,592	618,200	11,700	2
01-1200-1111 PART-TIME SALARIES		1,883	4,700	4,700	
01-1200-1152 WAGE ACCRUAL(ANN.ADJ./AUDIT)		(20,383)	0		
01-1200-1510 EMPLOYEE BENEFITS	180,800	189,246	182,300	1,500	1
01-1200-1516 WSIB	18,100	18,335	16,700	(1,400)	(8)
01-1200-1519 EMPLOYEE ASSISTANCE PROGRAM		107	0		
01-1200-2130 OFFICE & STATIONERY SUPPLIES	11,100	13,007	12,300	1,200	11
01-1200-2131 HEALTH & SAFETY/CORPORATE TRAINING EXPEN	12,100	11,515	13,900	1,800	15
01-1200-3110 PROF.DEV./TRAINING/TRAVEL	16,900	14,149	16,400	(500)	(3)
01-1200-3128 SUBSCRIPTIONS & MEMBERSHIPS	8,400	5,220	8,600	200	2
01-1200-3210 POSTAGE	16,100	20,551	16,700	600	4
01-1200-3212 TELEPHONE & FAX	7,300	7,600	7,000	(300)	(4)
01-1200-3215 PRINTING & ADVERTISING	2,000	336	1,500	(500)	(25)
01-1200-3310 AUDIT SERVICE	7,900	8,884	8,100	200	3
01-1200-3311 LEGAL SERVICE	20,000	32,739	20,000		-
01-1200-3316 CONSULTANTS FEES	66,100	76,822	139,400	73,300	111
01-1200-3325 COMPUTER SERVICES/SUPPLIES	194,800	187,554	168,600	(26,200)	(13)
01-1200-3513 PHOTOCOPIER RENT/MTCE CONTRACT	3,000	2,161	2,200	(800)	(27)
01-1200-3710 INSURANCE (GENERAL)	54,300	51,891	57,600	3,300	6
01-1200-4110 BANK SERVICE CHARGES	4,300	4,670	4,600	300	7
01-1200-4410 CASHIERS OVER/SHORT					
01-1200-5210 TCA PURCHASES					
01-1200-5212 TRANSFER TO RESERVE FUND	148,200	155,300	284,800	136,600	92
01-1200-5213 TRANSFER TO RESERVE	38,800	38,800	42,100	3,300	9
01-1200-6000 AMORTIZATION EXPENSE - TCA	47,200		50,000	2,800	6
01-1200-6100 CHANGE IN INVESTMENT IN CAPITAL ASSETS	(47,200)		(50,000)	(2,800)	6
Total 1200 Administration	1,334,700	1,426,979	1,513,400	178,700	13
TOTAL ADMIN/CORP SERV/FINANCE	(2,560,600)	(10,732,902)	(2,627,100)	(66,500)	3

SECTION 6 -- CIVIC FACILITIES

(General Government, Health Services, Culture)



Staffing Complement Includes:

- 1 Municipal Building Maintenance Coordinator
- 3 Janitorial/Security (1 full time; 2 part-time)

Part of the Corporate Services Department to maintain the Civic Facilities.

Under the direction of the Director of Corporate Services/Treasurer, Corporate Services oversees Civic Facilities (Civic Centre and 140 7th Ave (under general government), Theatre (under culture), Medical Clinic (under health).

Civic Facilities – Leasing agreements, customer service, custodial and maintenance/capital upgrades of all civic facilities

- **Civic Centre**-341 10th Street – Downtown Cultural Area and Meeting Rooms, Municipal Offices, Library, Community Hall and Theatre Facility.
- **140 7th Avenue** – Grey County EMS Building, Physiotherapy Tenant, garage area town storage; PRC offsite storage area;
- **Medical Clinic** – leases with downstairs tenants - Pharmacy, LifeLabs, ActivEars Hearing and Saugeen Vision businesses and locum facilities; Upstairs tenants with Hanover Medical Associates (HMA) doctor leases.

2023 Program Highlights

- **Medical Clinic** – day-to-day maintenance, updated lower level tenant leases within the building for another 5 years (July 1, 2023 – June 30, 2028). Updated seating in HMA waiting room as previous seating caused many tripping hazards (public and employee health and safety concern).
- **Civic Centre** – upgrade to municipal office main area interior painting (to be completed in 2024). Completion of 10th Street LED Marquee signage. EV Charger projects completed at P & H Centre and Heritage Park Locations by Civic Centre staff. New water softener installed (unbudgeted). Heat Recovery Unit (HRU) required some maintenance to keep it running – will require a major overhaul in 2024.
- **Theatre/Community Hall** – Installation of sound baffles in Community Hall to lower the sound echoing. Cataloguing of all theatre equipment started and is ongoing. Added some tweaks and upgrades within theatre for audio purposes.
- **140 7th Avenue** – Expansion of leased area into existing town storage area. Additional tenant rental space effective January 1, 2024. Extension of EMS (County of Grey) lease for a further 5-year term (Jan 1/24 – Dec 31/28). Safety railing installed between building and adjacent commercial property (Honda dealership).

Goals and Objectives for 2024

1. Hanover Medical Associates (HMA) tenant lease to be updated.
2. Working with medical clinic tenants for signage improvements (tenant costs).
3. Finish internal maintenance at Civic Centre that has been outstanding since 2020 – painting, flooring (all covered through reserves).

4. HRU pricing and upgrades will be required to upgrade this unit that is continually faulty. HRU is required for air quality within the building and runs 24 hours a day since installation in 1996.
5. Cooling device for IT server room is required to eliminate the overheating of server equipment. Loss of equipment would be very expensive. Investigated pricing in 2023 and installation to be completed in 2024.
6. Completion of administrative office painting (not fully finished in 2023).

Program Changes for 2024

- Reduced town custodial staff complement and using contracted staff at the medical clinic for tenant cleaning purposes. Reduction of 1 full-time.

LOOKING AHEAD

- Continuation of the five-year agreements with Medical Clinic lower tenants updated in 2023.
- Upcoming renewal with Hanover Medical Associates (HMA) for doctor leases in 2024.
- Working on five-year maintenance program for each facility.
- Aging buildings will require more maintenance and capital rehabilitation (Medical Clinic – 13 Rooftop Units).

2024 BUDGET vs 2023 BUDGET


	2023	2023	2024	BUDGET	BUDGET
	Approved	Actuals	Proposed	CHANGE	CHANGE
CIVIC FACILITIES				\$	%
1300 Property - Civic Centre					
01-1300-0579 MISC REVENUE					
01-1300-0934 TRANSFER FROM RESERVES	(20,000)	(20,000)	(67,200)	(47,200)	236
01-1300-0937 TRANSFER FROM LIBRARY	(130,200)	(130,200)	(132,900)	(2,700)	2
01-1300-1110 REGULAR SALARIES	93,500	103,009	97,400	3,900	4
01-1300-1111 PART-TIME SALARIES	30,500	39,281	50,100	19,600	64
01-1300-1112 OVERTIME (TIME & HALF)		332		-	
01-1300-1152 WAGE ACCRUAL(ANN.ADJ./AUDIT)		(6,304)		-	
01-1300-1510 EMPLOYEE BENEFITS	25,300	30,279	46,500	21,200	84
01-1300-1516 WSIB	4,000	4,624	4,300	300	8
01-1300-1519 EMPLOYEE ASSISTANCE PROGRAM		134		-	
01-1300-2214 UNIFORMS & CLOTHING	700	588	700	-	-
01-1300-2410 2021 CHEV SILVERADO TRUCK (PREV 2009)	3,300	2,754	2,700	(600)	(18)
01-1300-3110 PROF.DEV./TRAINING/HEALTH&SAFETY	2,300	1,444	1,400	(900)	(39)
01-1300-3128 SUBSCRIPTIONS & MEMBERSHIPS	200		200	-	-
01-1300-3212 TELEPHONE	900	726	800	(100)	(11)
01-1300-3400 SHARED BUILDING/PROP.MTCE.	39,000	59,813	110,000	71,000	182
01-1300-3402 CHILLER SERVICE/MTCE.CONTRACT	6,100	14,799	6,100		-
01-1300-3411 GENERATOR SERV/MNTC CONTRACT	5,200	3,278	5,200	-	-
01-1300-3525 CONTRACTED STAFF		11,941	1,500		
01-1300-3544 ELEVATOR SERVICE CONTRACT	3,700	3,747	5,000	1,300	35
01-1300-3623 MACHINERY RENTAL-"TOWN EQUIPMENT"		147		-	
01-1300-3710 INSURANCE (GENERAL)	13,800	13,129	14,300	500	4
01-1300-3712 WATER/SEWAGE	3,700	2,857	3,800	100	3
01-1300-3713 GAS (HEATING)	9,000	16,337	15,100	6,100	68
01-1300-3716 HYDRO (GENERAL SERVICE) #1	41,600	54,333	53,300	11,700	28
01-1300-5210 TCA PURCHASES	20,000	20,793		(20,000)	(100)
01-1300-5213 TRANSFER TO RESERVE	10,000	10,000	10,000	-	-
01-1300-6000 AMORTIZATION EXPENSE - TCA	54,200		56,000	1,800	3
01-1300-6100 CHANGE IN INVESTMENT IN CAPITAL ASSETS	(54,200)		(56,000)	(1,800)	3
Total 1300 Property - Civic Centre	162,600	237,841	228,300	65,700	40
1301 Property - Saugeen Room					
01-1301-0614 SAUGEEN ROOM RENTALS	(5,100)	(4,096)	(5,100)	-	-
01-1301-1110 REGULAR SALARIES	2,000	3,565	3,800	1,800	90
01-1301-1111 PART-TIME SALARIES	700	1,409	1,900	1,200	171
01-1301-1152 WAGE ACCRUAL(ANN.ADJ./AUDIT)		(72)			
01-1301-1510 EMPLOYEE BENEFITS	600	1,077	1,200	600	100
01-1301-1516 WSIB	100	164	200	100	100
01-1301-3400 SHARED BUILDING EXPENSES	900		2,000	1,100	122
Total 1301 Property - Saugeen Room	(800)	2,047	4,000	4,800	(600)
1360 Property - 140 7th Avenue					
01-1360-0579 MISC FEES/CHARGES		(16,088)		-	
01-1360-0833 LEASE-GREY COUNTY/OWEN SOUND	(39,700)	(37,890)	(40,500)	(800)	2
01-1360-0834 LEASE SUITE #2	(42,800)	(42,829)	(47,100)	(4,300)	10
01-1360-0934 TRANSFER FROM RESERVES		(16,088)			
01-1360-1110 REGULAR SALARIES	6,200	7,038	7,400	1,200	19
01-1360-1111 PART-TIME SALARIES	600	1,736	1,800	1,200	200
01-1360-1112 OVERTIME (TIME & HALF)		283		-	
01-1360-1113 OVERTIME (DOUBLE)		61		-	
01-1360-1152 WAGE ACCRUAL(ANN.ADJ./AUDIT)		(453)		-	

	2023	2023	2024	BUDGET	BUDGET
	Approved	Actuals	Proposed	CHANGE	CHANGE
CIVIC FACILITIES				\$	%
01-1360-1510 EMPLOYEE BENEFITS	1,500	2,093	1,800	300	20
01-1360-1516 WSIB	200	291	300	100	50
01-1360-3410 BUILDINGS MTCE/REPAIRS	4,700	8,553	6,400	1,700	36
01-1360-3623 MACHINERY RENTAL-"TOWN EQUIPMENT"	900	551	900	-	-
01-1360-3710 INSURANCE (GENERAL)	1,700	1,909	2,000	300	18
01-1360-3711 COUNTY SHARE - UTILITIES (HYDRO/WATER-SEW)	2,800	2,866	2,900	100	4
01-1360-3712 WATER/SEWAGE	1,300	961	1,300	-	-
01-1360-3713 GAS (HEATING)	3,600	3,418	3,800	200	6
01-1360-3716 HYDRO (GENERAL SERVICE) #1	4,200	4,361	4,200	-	-
01-1360-3726 TAXES - P.I.L	1,300	6,009	6,100	4,800	369
01-1360-5210 TCA PURCHASES		47,695			
01-1360-5213 TRANSFER TO RESERVES	20,200		24,000		
Total 1360 Property - 140 7th Avenue	(33,300)	(25,523)	(24,700)	8,600	(26)

	2023	2023	2024	BUDGET	BUDGET
	Approved	Actuals	Proposed	CHANGE	CHANGE
CIVIC FACILITIES				\$	%
5300 Medical Clinic					
01-5300-0350 LEASE-DOCTORS	(131,700)	(131,139)	(131,200)	500	(0)
01-5300-0351 LEASE-PHARMASAVE & HOME HEALTH CARE	(76,300)	(76,347)	(77,900)	(1,600)	2
01-5300-0352 LEASE-LIFELABS	(21,900)	(21,921)	(22,300)	(400)	2
01-5300-0744 LEASE-ACTIVEARS HEARING CENTRE INC	(16,000)	(16,053)	(16,400)	(400)	3
01-5300-0745 LEASE-SAUGEEN OPTOMETRIC CENTRE	(50,800)	(50,832)	(52,900)	(2,100)	4
01-5300-0881 MISC. FEES/CHARGES					
01-5300-0934 TRANSFER FROM RESERVES	(10,000)				
01-5300-1110 REGULAR SALARIES	65,200	24,419	17,100	(48,100)	(74)
01-5300-1111 PART-TIME SALARIES	25,100	5,681	2,200	(22,900)	(91)
01-5300-1152 WAGE ACCRUAL(ANN.ADJ./AUDIT)		(1,166)		-	
01-5300-1510 EMPLOYEE BENEFITS	18,400	6,954	4,500	(13,900)	(76)
01-5300-1516 WSIB	2,900	986	500	(2,400)	(83)
01-5300-2410 CIVIC CENTRE TRUCK ALLOCATED EXPENSES	2,600	2,798	2,700	100	4
01-5300-3212 TELEPHONE	2,700	1,896	2,600	(100)	(4)
01-5300-3325 COMPUTER SERVICES/SUPPLIES	1,500	2,049	1,700	200	13
01-5300-3402 AC/HEAT SERVICE/MTCE CONTRACT	5,400		5,400	-	-
01-5300-3410 PROPERTY MAINTENANCE/PURCHASES	63,400	65,495	40,600	(22,800)	(36)
01-5300-3525 CONTRACTED STAFF	89,000	105,978	122,100	33,100	37
01-5300-3710 INSURANCE (GENERAL)	8,600	9,057	9,900	1,300	15
01-5300-3712 WATER/SEWAGE	4,800	4,227	4,800	-	-
01-5300-3713 GAS (HEATING)	8,000	6,710	8,400	400	5
01-5300-3716 HYDRO (GENERAL SERVICE) #1	30,000	26,964	30,000	-	-
01-5300-5213 TRANSFER TO RESERVE	20,000	20,000	30,000	10,000	50
01-5300-6000 AMORTIZATION EXPENSE - TCA	61,400		62,700	1,300	2
01-5300-6100 CHANGE IN INVESTMENT IN CAPITAL ASSETS	(61,400)		(62,700)	(1,300)	2
Total 5300 Medical Clinic	40,900	(14,244)	(18,200)	(59,100)	(144)
5301 Medical Clinic - Locums					
01-5301-0746 LOCUM RESIDENCES	(10,000)	(4,537)	(7,500)	2,500	(25)
01-5301-1110 REGULAR SALARIES		1,230	1,200	1,200	
01-5301-1111 PART-TIME SALARIES		605	600	600	
01-5301-1510 EMPLOYEE BENEFITS		393	400	400	
01-5301-1516 WSIB		60	100	100	
01-5301-3410 PROPERTY MTCE/EQUIPMENT	3,000	6,013	3,500	500	17
Total 5301 Medical Clinic - Locums	(7,000)	3,764	(1,700)	5,300	(76)
7830 Hanover Civic Theatre					
01-7830-0511 CANADA CONDITIONAL GRANTS		(28,242)			
01-7830-0518 DONATIONS		(600)			
01-7830-0579 MISC REVENUE		(796)			
01-7830-0614 RENTAL FEES	(30,000)	(21,700)	(30,600)	(600)	2
01-7830-1110 REGULAR SALARIES	10,100	4,216	6,500	(3,600)	(36)
01-7830-1111 PART-TIME SALARIES	6,700	9,776	5,800	(900)	(13)
01-7830-1152 WAGE ACCRUAL(ANN.ADJ.AUDIT)		(110)			
01-7830-1510 EMPLOYEE BENEFITS	3,100	2,478	2,200	(900)	(29)
01-7830-1516 WSIB	500	485	400	(100)	(20)
01-7830-2410 2021 CHEV SILVERADO ALLOCATED EXPENSES	400	329	300	(100)	(25)
01-7830-3400 SHARED BUILDING/PROP MTCE.	2,000	3,693	6,400	4,400	220
01-7830-3402 CHILLER SERVICE/MTCE.CONTRACT	300	822	300		-
01-7830-3410 PROPERTY MAINTENANCE/PURCHASES	2,900	17,832	2,900		-

	2023	2023	2024	BUDGET	BUDGET
	Approved	Actuals	Proposed	CHANGE	CHANGE
CIVIC FACILITIES				\$	%
01-7830-3411 GENERATOR SERV/MNTC CONTRACT	200	182	300	100	50
01-7830-3525 CONTRACTED STAFF		663			
01-7830-3544 ELEVATOR SERVICE CONTRACT	1,000	923	3,300	2,300	230
01-7830-3710 INSURANCE (GENERAL)	4,400	4,176	4,500	100	2
01-7830-3712 WATER/SEWAGE	200	260	200		-
01-7830-3713 GAS (HEATING)	1,100	1,815	1,900	800	73
01-7830-3716 HYDRO (GENERAL SERVICE) #1	3,900	5,094	5,000	1,100	28
01-7830-4127 INTERNAL INTEREST EXPENSE	15,600	14,040	12,600	(3,000)	(19)
01-7830-5210 TCA PURCHASES		37,298			
01-7830-5213 TRANSFER TO RESERVE	40,000	36,000	36,000	(4,000)	
01-7830-6000 AMORTIZATION EXPENSE - TCA	35,100		49,200	14,100	40
01-7830-6100 CHANGE IN INVESTMENT IN CAPITAL ASSETS	(35,100)		(49,200)	(14,100)	40
Total 7830 Hanover Civic Theatre	62,400	88,634	58,000	(4,400)	(7)
7831 Community Hall					
01-7831-0614 COMMUNITY HALL RENTALS	(5,000)	(8,041)	(10,000)	(5,000)	100
01-7831-1110 REGULAR SALARIES	2,400	2,905	3,600	1,200	50
01-7831-1111 PART-TIME SALARIES	600	3,939	1,700	1,100	183
01-7831-1152 WAGE ACCRUAL(ANN.ADJ./AUDIT)		(363)	0		
01-7831-1510 EMPLOYEE BENEFITS	600	1,348	1,100	500	83
01-7831-1516 WSIB	100	243	200	100	100
01-7831-2410 2009 CHEV HALF-TON ALLOCATED EXPENSES	400	306	300	(100)	(25)
01-7831-3400 SHARED BLDG/COMM HALL MAINTENANCE	2,000	12,425	6,300	4,300	215
01-7831-3402 CHILLER SERVICE/MTCE.CONTRACT	300	822	300		-
01-7831-3411 GENERATOR SERV/MNTC CONTRACT	200	182	300	100	50
01-7831-3525 CONTRACTED STAFF		663	-		
01-7831-3544 ELEVATOR SERVICE CONTRACT	900	923	3,300	2,400	267
01-7831-3712 WATER/SEWAGE	200	260	200		-
01-7831-3713 GAS (HEATING)	1,100	1,815	1,900	800	73
01-7831-3716 HYDRO (GENERAL SERVICE) #1	3,900	5,094	5,000	1,100	28
Total 7831 Community Hall	7,700	22,521	14,200	6,500	84
TOTAL CIVIC FACILITIES	232,500	315,040	259,900	27,400	12

SECTION 7 -- FIRE (Protective Inspection)



Staffing Complement Includes:

- 1 Fire Chief / CEMC
- 1 Fire Prevention Officer/Training Officer
- 1 Part time Training Assistant (temporary)
- 1.33 Fire Officers (7 volunteer)
- 1.98 Firefighters (27 volunteer)

The Hanover Fire Department is responsible for providing fire and life safety protection to residents and their property. To accomplish this task, the three lines of defense are utilized; education, prevention and suppression. The department enforces the *Fire Protection and Prevention Act* as well as implementing applicable statutes of the *Ontario Fire Code*. Emergency services offered by the Hanover Fire Department include the following;

- Ice Water Rescue
- Swift Water Rescue
- High Angle Rescue
- Auto Extrication Rescue
- Drone Operations
- General Rescue Operations
- Medical First Responder, CPR, Defibrillation
- Structural Firefighting (offensive and defensive structural firefighting)
- Proximity Firefighting (vehicle fires, shed fires, grass fires, brush fires)

Hanover Fire Department (HFD) is supported by a fleet of 3 fire pump apparatus, 1 chief officer unit, 1 pick-up truck, 1 command/rehabilitation trailer, and a rescue boat.

2023 Program Highlights

- Responded to 214 emergency calls for service, the highest in HFD history
- Over 2300 personnel hours on scene.
- 194 training and meeting activities completed. Over 8800 staff hours of training, meeting and administration time.
- Response time within the Town of Hanover reduced by 38 seconds to 6:39. A reduction of over 1.23 minutes since 2021.
- Began construction of a new net zero fire station.
- Obtained approval from Ontario Fire Marshalls Office, Academic Standards and Evaluation Branch to complete our own NFPA 1006 Ice Water Rescue, NFPA 1006 Static Water Rescue and NFPA 1006 Swift Water Rescue Training and are eligible for provincial testing.
- Improved decontamination activities by purchasing new balaclavas for 10 firefighters.
- Worked with Public Works to properly mark hydrants with appropriate flow markers.
- Modified Rescue Trailer to a combined Command Post and rehabilitation unit, sharing cost with Police, Fire and Emergency Management.
- Completed live fire training with 5 recruit suppression staff.
- Continued with specialty training for 6 areas of specialty services; high angle rescue, swift water rescue, ice water rescue, aerial operations, auto extrication, drone operations.

- Obtained certification testing for 5 individuals for NFPA 1001 Firefighter Level I, NFPA 1001 Firefighter Level II, NFPA 1072 Hazardous Materials Awareness and Operations.
- Completion of NFPA courses for individuals with regards to NFPA 1021: Officer Level I, NFPA 1021 Level II, NFPA 152 Safety Officer, NFPA 1041: Fire Instructor I.
- Completed Drone Pilot Recency Training.
- Chief continued with instruction of Ontario Fire College courses at Grey County Regional Training Centre.
- Continued involvement with the Grey County Training Association, Grey County Fire Prevention Officers Association, Ontario Fire Chiefs Association, and more.
- Increased the number of DZ licensed apparatus drivers by 4.
- Completed 3rd party traffic safety training for recruits.
- Continued the use of Twitter, Facebook and Instagram to increase fire safety awareness and public relations opportunities.
- Continued fire safety inspections of commercial and industrial establishments and fire safety instruction at local school and pre-school aged children.
- Obtained a grant of \$12,000 for new extrication air bags
- Successfully chosen as a target zero recipient receiving over \$8000 worth of smoke and carbon monoxide alarms from Enbridge of our residents.
- A total of 39 fire prevention events totaling 195 hours were held. An estimated 1650 individuals participated in these events.
- Continued an Alarmed for Life Visit program. The results observed in 2023 indicate a 42% compliance rate of residences for working smoke and carbon monoxide alarms based on attendance at 38 homes.
- Continued fire safety inspections of commercial and industrial. A total of 127 fire safety inspections were completed.

Goals and Objectives for 2024

1. Complete the build of a new 4 double bay Fire Station to house firefighters, apparatus and training equipment.
2. Complete marking all municipal hydrants with flow indicators in partnership with Public Works.
3. Finish the completion of a command trailer conversion with Hanover Police Services to be used by town services during long duration calls as a mobile command post.
4. Continue marketing of on line burn permit program in attempt to grow the applicants and income generated.
5. Host a Camp Molly in the fall. The program's content is for young females between 15 and 18 years to show that a career in the fire service is a viable and rewarding option.
6. Training and testing of NFPA Firefighter Level I and II as well as NFPA 1072 Hazardous Materials Awareness and Operations to take place during the year.
7. Increase the number of personnel completing NFPA 1002 Pump Operator, NFPA 1021 Fire Officer Level I, and NFPA 1041 Fire Instructor Level I.
8. Increase Drone pilot numbers from 5 to 6.
9. Continue with ongoing training for drone pilots to ensure that licensing is maintained.
10. Complete live fire training with firefighters.
11. Complete provincial certification testing for ice water rescue and begin testing for static water rescue
12. Continue with quarterly meetings for the Critical Incident Stress Team and ensure that additional training is offered to team members.

13. Continue work with vulnerable occupancies and schools to ensure timely and efficient evacuations can be maintained at all times.
14. Complete weekend training sessions with regards to technical rescue applications.
15. Commit resources for the Grey County training officer's association to share resources and material as it relates to fire training.
16. Chief to provide services to Grey County Regional Training Centre to instruct NFPA 1021 Fire Officer Level I and Level II.
17. Update Town of Hanover emergency management plan as required.
18. Plan for 2023 emergency management training and mock.

Program Changes for 2024

- Relocation to new fire station.
- Complete the training and testing of 6 new recruits who started in January 2024.
- Initiate Hanover's first Camp Molly.
- Initiate changes to the High Angle Rescue protocols to meet NFPA standards.
- Implementation of Next Generation 911 with dispatch provider.
- Complete ice water provincial certification for officers and begin for firefighters.

LOOKING AHEAD


- Maintain training process for firefighters to work towards certification
- Continue with co-operative education partnerships with local schools
- Continue with effective succession planning to ensure trained staff available
- Continue to develop emergency management program updates
- Completion of new fire station by fall of 2024.

2024 BUDGET vs 2023 BUDGET

	2023	2023	2024	BUDGET	BUDGET
FIRE & EMERGENCY MEASURES	Approved	Actuals	Proposed	CHANGE	CHANGE
				\$	%
2100 Fire					
01-2100-0511 CANADA CONDITIONAL GRANTS			(1,044,000)		
01-2100-0518 DONATIONS	(2,000)	(7,490)	(34,000)	(32,000)	1,600
01-2100-0521 PROVINCIAL GRANTS			(428,700)		
01-2100-0541 TOWNSHIP OF WEST GREY	(64,000)	(64,000)	(66,400)	(2,400)	4
01-2100-0542 MUNICIPALITY OF BROCKTON	(71,700)	(71,700)	(74,400)	(2,700)	4
01-2100-0551 OTHER GRANTS	(355,000)		(3,000)	352,000	(99)
01-2100-0579 FEES/MISC.CHARGES	(3,644,400)	(26,813)	(5,863,000)	(2,218,600)	61
01-2100-0934 TRANSFER FROM RESERVES	(35,000)	(36,000)	(26,700)	8,300	(24)
01-2100-0936 TRANSFER FROM RESERVE FUND		(1,175,000)	0		
01-2100-1110 REGULAR SALARIES	179,000	181,095	187,200	8,200	5
01-2100-1111 PART-TIME SALARIES	341,300	272,437	364,000	22,700	7
01-2100-1112 OVERTIME (TIME & HALF)		218		-	
01-2100-1113 OVERTIME (DOUBLE) SNOW REMOVAL		46		-	
01-2100-1152 WAGE ACCRUAL(ANN.ADJ./AUDIT)		(24,417)		-	
01-2100-1510 EMPLOYEE BENEFITS	58,600	58,367	70,100	11,500	20
01-2100-1516 WSIB	18,800	17,100	17,500	(1,300)	(7)
01-2100-1519 EMPLOYEE ASSISTANCE PROGRAM		689		-	
01-2100-2214 UNIFORMS & CLOTHING	10,200	8,533	14,600	4,400	43
01-2100-2217 PAGERS/RADIOS/LICENCE	14,700	5,434	14,700	-	-
01-2100-2233 GENERAL SUPPLIES & EQUIPMENT	30,700	57,558	53,100	22,400	73
01-2100-2254 SELF CONTAINED BREATHING APP.	7,900	3,014	8,200	300	4
01-2100-2255 FIRE PREVENTION/PUBLIC RELATIONS	3,300	713	3,300	-	-
01-2100-3110 PROF.DEV./TRAINING/TRAVEL	19,100	21,826	17,000	(2,100)	(11)
01-2100-3128 SUBSCRIPTIONS & MEMBERSHIPS	2,600	1,575	2,700	100	4
01-2100-3212 TELEPHONE	1,500	2,130	1,500	-	-
01-2100-3218 FIRE DISPATCH SERVICE	32,100	27,935	32,300	200	1
01-2100-3325 COMPUTER SERVICES/SUPPLIES	11,200	6,274	22,500	11,300	101
01-2100-3410 BUILDINGS MTCE/REPAIRS	6,300	2,297	4,000	(2,300)	(37)
01-2100-3413 GENERAL EQUIPMENT MTCE/REPAIRS	3,600	2,922	3,600	-	-
01-2100-3425 BUNKER GEAR CLEANING/REPAIR	3,500	4,657	4,200	700	20
01-2100-3623 MACHINERY RENTAL-"TOWN EQUIPMENT"	800	367	800	-	-
01-2100-3710 INSURANCE (GENERAL)	21,300	14,791	17,700	(3,600)	(17)
01-2100-3712 WATER/SEWAGE	500	800	500	-	-
01-2100-3713 GAS (HEATING)	4,900	6,051	4,500	(400)	(8)
01-2100-3716 HYDRO (GENERAL SERVICE) #1	3,200	3,396	3,300	100	3
01-2100-4127 INTERNAL INTEREST EXPENSE	9,400	9,346	143,500	134,100	1,427
01-2100-5210 TCA PURCHASES	3,990,400	1,469,756	7,322,800	3,332,400	84
01-2100-5213 TRANSFER TO RESERVE	77,400	78,590	67,300	(10,100)	(13)
01-2100-5230 LONG TERM LOAN PAYMENTS			58,800		
01-2100-6000 AMORTIZATION EXPENSE - TCA	107,900		111,200	3,300	3
01-2100-6100 CHANGE IN INVESTMENT IN CAPITAL ASSETS	(107,900)		(111,200)	(3,300)	3
Total 2100 Fire	680,200	852,497	899,500	219,300	32
2110 1937 Chev Fire Truck					
01-2110-2410 FUEL/OPERATIONS	500	508	700	200	40
Total 2110 1937 Chev Fire Truck	500	508	700	200	40

	2023	2023	2024	BUDGET	BUDGET
FIRE & EMERGENCY MEASURES	Approved	Actuals	Proposed	CHANGE	CHANGE
				\$	%
2112 1999 Pumper Rescue Truck					
01-2112-2410 FUEL/OPERATIONS	15,500	14,017	16,100	600	4
Total 2112 1999 Pumper Rescue Truck	15,500	14,017	16,100	600	4
2113 2002 Chev Rescue 1					
01-2113-2410 FUEL/OPERATIONS	6,100	5,399	30,700	24,600	403
Total 2113 2002 Chev Rescue 1	6,100	5,399	30,700	24,600	403
2114 Boat and Trailer					
01-2114-2410 FUEL/OPERATIONS	4,400	2,679	2,500	(1,900)	(43)
Total 2114 Boat and Trailer	4,400	2,679	2,500	(1,900)	(43)
2115 2010 Ladder Truck					
01-2115-2410 FUEL/OPERATIONS	18,900	22,030	20,800	1,900	10
Total 2115 2010 Ladder Truck	18,900	22,030	20,800	1,900	10
2116 2021 Chev Silverado 4X4					
01-2116-2410 FUEL/OPERATIONS	7,100	6,897	5,300	(1,800)	(25)
Total 2116 2021 Chev Silverado 4X4	7,100	6,897	5,300	(1,800)	(25)
2117 2020 Engine Truck					
01-2117-2410 FUEL/OPERATIONS	11,700	16,664	11,400	(300)	(3)
Total 2117 2020 Engine Truck	11,700	16,664	11,400	(300)	(3)
2130 Emergency Measures					
01-2130-2233 GENERAL SUPPLIES & EQUIPMENT	6,300	5,902	9,800	3,500	56
01-2130-3212 TELEPHONE		87		-	
01-2130-6000 AMORTIZATION EXPENSE - TCA	200		200	-	-
01-2130-6100 CHANGE IN INVESTMENT IN CAPITAL ASSETS	(200)		(200)	-	-
Total 2130 Emergency Measures	6,300	5,989	9,800	3,500	56

SECTION 8 -- POLICE (Protective Inspection)



Staffing Complement Includes:

- 1 Chief of Police
- 1 Deputy Chief
- 1 Police Sergeant
- 12 Full-time Police Constables
- 3 Part time Constables
- 1 Full-time Special Constable
- 1 Part-time Special Constable
- 3 Auxiliary Constables
- 5 Part-time Casual Prisoner - Cell Monitors

The Hanover Police Service is comprised of 15 full-time sworn police officers. The 15 full-time positions includes the Chief, Deputy Chief, Sergeant, and 12 full-time Police Constables. The Service also has 3 part-time Police Constables, 1 full-time and 1 part-time Special Constable, 3 Auxiliary Constables and 5 part-time casual prisoner cell monitors.

The Hanover Police Service provides 24/7 police service in accordance with the Police Services Act and Ministry standards to our community ensuring that our residents and visitors remain safe and secure.

Our Service has civilian oversight in the form of the Hanover Police Services Board that is heavily regulated under provincial law. Along with the Police Services Board, the Service has many other provincial oversight bodies at the provincial level. These include the Special Investigations Unit, Ontario Civilian Police Commission, Office of the Independent Police Review Director, Privacy Commissioner, Human Rights Tribunal and the Solicitor General of Ontario.

2023 Program Highlights

- In 2023, our calls for service and our volume of prisoners have trended upward. In fact, our calls for service in 2023 totaled 5567 total calls. This represents a 6 percent increase from 2022 and another 14 percent from 2021. Our prisoner count totaled 308 persons who were held in our police holding facility and of those held in our custody, 95 were held for bail hearings that happened virtually at our police station. Before the pandemic, all bail hearings were held in the Walkerton Courthouse where we were able to turn custody of these people over to courthouse security personnel in Walkerton.
- Our community and the surrounding communities continue to grow in population and our regional hub status becomes more significant; so does our policing workloads and needs.
- Our Service continues to process a significant number of criminal charges per officer and routinely is in the Top 5 amongst the municipal police services in Ontario. In 2022, our officers processed 764 criminal charges. This represents a significant portion of our work and is often double some of our comparators.

- Our social media account on Twitter has been a great success that provides our Service an opportunity to engage with many people, resulting in many successful investigations, warrant apprehensions and positive public interactions.
- Our Service continues to benefit from the recruitment of several new officers in recent years, who have brought a renewed energy and a great team culture. By hiring Police Cadets, our Service also realized significant savings in salary and benefit costs for the past several years.
- In November 2020, our Service collaborated with Canadian Mental Health Association to introduce a new partnership by having two mental health clinicians added to our team to “co-work” with our officers. This initiative has the mental health clinicians responding to calls for service involving mental health and addiction. This initiative has been a great success that will continue into 2024.
- Our Service introduced DEMS – Digital Evidence Management system which is a system to collect, store, retrieve and disclose digital evidence in an effective and efficient way that will meet the tests courtroom scrutiny.
- In 2023, our Service joined Camsafe.ca to encourage residents and business owners to register their cameras on that secure website so that police can quickly contact camera owners in an effort to solve a crime, find missing persons or identify other investigative leads.

Budget Increases

- Our Service continually looks for efficiencies in all areas of our organization that include processes and workflow in an effort to streamline our work while providing quality services at stabilizing costs.
- In the 2024 budget, we will see an 11.5 percent overall increase. The majority of this money goes to salary and benefits increases since many of our Constables continue to work through their pay increases from entry levels through to their top levels. This increase also can be attributed to adding another Special Constable (32 hours per week) in the first quarter of 2024 and an additional full-time Recruit Constable in the last quarter of 2024. These positions will help us meet the service delivery needs of our community that we face from one year to the next.
- Our Service is slowly moving forward with additional staffing with an eye on workload and an eye on the additional costs associated with increasing staff. As an example, the Smith Falls Police Service in eastern Ontario is a good comparator for us. They have a population of about 800 residents more than the Town of Hanover with almost identical crime severity indexes numbers according to Stats Canada. The Smith Falls Police Service has 25 full time police officers compared to our 15 full-time police officers.
- **As previously stated in 2023, over the last 10 years for various reasons that included the hiring many Recruit Constables, we have been able to control costs. It should be noted that our budget for 2023 had a similar dollar amount as our actual expenditures from 2012.**

Goals and Objectives for 2024

1. Continue to build our profile of the Hanover Police Service by increasing our community engagement with community members, community partners and stakeholders.
2. Continue to hold those accountable for their criminal conduct to ensure that our community remains safer and more secure by properly managing our criminal element while providing a meaningful deterrent to others in an effort to prevent crime.
3. Continue to build on our social media presence that will also see us add our own website with on-line police reporting capabilities.
4. Continue to build and strengthen community relationships with other police services, community safety partners, stakeholders and community members.
5. Continue to build on our Trail and Downtown Safety initiative that will see an increase in our visibility of officers on foot patrols in our Downtown core areas, in our parks or on our trails.
6. Continued efforts to develop and train our members in all aspects of policing that include, criminal investigations, drug investigations, traffic related investigations, other provincial statutes investigations and other social disorder calls for service.
7. Continue to meet our budgetary goals while building our future reserve accounts that will provide ongoing sustainability in a mostly unpredictable environment.
8. Examine our police station needs and determine our direction that will position us for the next 25 to 35 years.
9. Start a Crime Unit in 2024 with one full-time member dedicated to our most serious of crimes while also assisting other patrol officers with their most timely tasks related to other criminal cases.

Program Changes for 2024

- Our Service intends on reintroducing a new part-time Special Constable into the organization later on this calendar year. This position has been vacant since HPS member, Devin PERDUE was hired into the Constable ranks in December 2021. This position is budgeted for 4 days per week as an operational Special Constable responsible for a series of operational duties designed to relieve workload pressures from our Constable ranks.
- Our Service intends to hire an additional Constable into our ranks in the Fall of 2024. This will see our Service increase from 15 full-time officers to 16 full-time officers. Our Police Service first increased to 15 officers in 2008, reduced to 14 officers in 2015 after we lost federal funding, and then again increased to 15 officers in 2021. Essentially holding our staffing increases of police officers for the last 16 years.

- In 2024, our Service introduced a Detective Constable into our ranks. This member will be dedicated to our most serious of crimes while also supporting frontline officers with their caseloads.

LOOKING AHEAD

- We look forward to confirming our direction to meet our police station needs.
- We will have new legislation that is anticipated to come into full force and effect in April 2024 known as the Community Safety and Policing Act. This act will replace the Police Services Act.
- The Hanover Police Service continues to enjoy strong support from our community that we want to continue to build and strengthen in the future.
- Our Service continues to pivot as we react to the changes in legal processes, procedures, laws and crime trends.
- Our Service also enjoys a strong organizational reputation with our policing partners, our local Crown Attorney's office and other community safety partners. We want to continue to build on these partnerships and strengthen these relationships through 2024.

POLICE SUMMARY

2024 INCREASE/DECREASE OVER 2023

(MUNICIPALITIES SHARE ONLY)

TOTAL

BUDGET	2023	2024	NET	INC./DEC.
POLICE SERVICES	\$3,171,500	\$3,537,200	\$365,700	11.53%
Police-Admin	\$654,400	\$713,500	\$59,100	9.03%
Police-Patrol	\$2,468,700	\$2,776,200	\$307,500	12.46%
Police Board	\$48,400	\$47,500	(\$900)	-1.86%
Amount Required from Town	\$3,171,500	\$3,537,200	\$365,700	11.53%

2024 INCREASE/DECREASE OVER 2023

(MUNICIPALITIES SHARE ONLY)

OPERATING

BUDGET	2023	2024	NET	INC./DEC.
POLICE SERVICES	\$3,065,500	\$3,537,200	\$471,700	15.39%
Police-Admin	\$654,400	\$713,500	\$59,100	9.03%
Police-Patrol	\$2,362,700	\$2,776,200	\$413,500	17.50%
Police Board	\$48,400	\$47,500	(\$900)	-1.86%
	\$3,065,500	\$3,537,200	\$471,700	15.39%

\$471,700

2024 INCREASE/DECREASE OVER 2023

(MUNICIPALITIES SHARE ONLY)

CAPITAL


BUDGET	2023	2024	NET	INC./DEC.
POLICE SERVICES	\$106,000	\$0	(\$106,000)	
Police-Admin	\$0	\$0	\$0	0.00%
Police-Patrol	\$106,000	\$0	(\$106,000)	
Police Board	\$0	\$0	\$0	0.00%
TOTAL	\$106,000	\$0	(\$106,000)	

2024 BUDGET vs 2023 BUDGET

	2023	2023	2024	BUDGET	BUDGET
HANOVER POLICE SERVICES	Approved	Actuals	Proposed	CHANGE	CHANGE
				\$	%
2220 Police Services - Administration					
51-2220-1110 REGULAR SALARIES	395,900	404,305	419,700	23,800	6
51-2220-1111 PART-TIME SALARIES	102,300	56,365	127,100	24,800	24
51-2220-1112 OVERTIME (TIME & HALF)	13,000	9,547	13,000	-	-
51-2220-1152 WAGE ACCRUAL(ANN.ADJ./AUDIT)		(8,378)		-	-
51-2220-1510 EMPLOYEE BENEFITS	122,000	110,663	130,000	8,000	7
51-2220-1516 WSIB	12,600	11,521	13,100	500	4
51-2220-1519 EMPLOYEE ASSISTANCE PROGRAM	100	107	100	-	-
51-2220-3110 PROF.DEV./TRAINING/TRAVEL	7,000	8,096	8,000	1,000	14
51-2220-3128 SUBSCRIPTIONS & MEMBERSHIPS		263	300	300	
51-2220-3425 CLOTHING ALLOWANCE	1,500	2,180	2,200	700	47
Total 2220 Police Services - Administration	654,400	594,669	713,500	59,100	9
2230 Police Services - Patrol					
51-2230-0521 ONTARIO CONDITIONAL GRANTS	-	(41,456)		-	
51-2230-0522 ONTARIO GRANTS - RIDE	(9,000)	(8,800)	(8,700)	300	(3)
51-2230-0537 MISC.REV,REPORTS,C.R. CHECKS	(15,000)	(15,884)	(15,000)	-	-
51-2230-0549 PROBATION/PAROLE	(1,300)		(2,000)	(700)	54
51-2230-0579 FEES/MISC. CHARGES	(5,000)	-109	(5,000)	-	-
51-2230-0934 TRANSFER FROM RESERVES	(169,000)		(38,200)	130,800	(77)
51-2230-0935 TRANSFER FROM TOWN OF HANOVER	(3,171,500)	(3,171,500)	(3,537,200)	(365,700)	11.53
51-2230-0999 PROCEEDS ON TCA DISPOSALS	0	(7,000)		-	
51-2230-1110 REGULAR SALARIES	1,369,000	1,258,332	1,479,300	110,300	8
51-2230-1111 PART-TIME SALARIES	89,400	121,096	193,000	103,600	116
51-2230-1112 OVERTIME (TIME & HALF)	80,000	89,226	95,000	15,000	19
51-2230-1152 WAGE ACCRUAL(ANN.ADJ./AUDIT)		(56,181)		-	-
51-2230-1510 EMPLOYEE BENEFITS	486,700	444,020	518,900	32,200	7
51-2230-1516 WSIB	44,100	44,638	46,900	2,800	6
51-2230-1519 EMPLOYEE ASSISTANCE PROGRAM	7,400	708	300	(7,100)	(96)
51-2230-2130 GENERAL STATIONERY SUPPLIES	5,500	4,021	5,500	-	-
51-2230-2214 UNIFORMS & CLOTHING	15,000	16,218	16,000	1,000	7
51-2230-2247 HEALTH AND SAFETY	800		800	-	-
51-2230-2415 PATROL SUPPLIES	8,000	8,887	8,000	-	-
51-2230-2577 CIVILIAN PRINTS - RCMP COSTS	1,000	600	1,000	-	-
51-2230-3008 LICENCES/LEASES/AGREEMENTS	35,000	40,752	41,800	6,800	19
51-2230-3110 PROF.DEV./TRAINING/TRAVEL	18,000	13,216	15,000	(3,000)	(17)
51-2230-3126 PRISONER MEALS & EXPENSES	20,000	1,489	2,000	(18,000)	(90)
51-2230-3128 SUBSCRIPTIONS & MEMBERSHIPS	2,000	1,464	1,800	(200)	(10)
51-2230-3132 ACKNOWLEDGMENTS/PROMOTION	700	1,301	1,200	500	71
51-2230-3210 POSTAGE & COURIER	1,200	1,216	1,200	-	-
51-2230-3212 TELEPHONE & FAX	12,000	10,568	10,000	(2,000)	(17)
51-2230-3215 PRINTING & ADVERTISING	1,000	965	1,000	-	-
51-2230-3218 POLICE DISPATCHING SERVICE	106,500	89,388	130,000	23,500	22
51-2230-3219 CPIC/FOI REPORTS	10,000		10,000	-	-
51-2230-3325 COMPUTER SERVICES/SUPPLIES	25,000	39,843	25,000	-	-
51-2230-3410 BUILDINGS/GROUNDS/PROPERTY-MTCE/REP	11,500	13,491	12,000	500	4
51-2230-3413 GENERAL EQUIPMENT MTCE/REPAIRS	5,000	11,340	7,500	2,500	50
51-2230-3427 BIKE PATROL	3,500	1,240	3,500	-	-
51-2230-3428 CRIMINAL/DRUG INVESTIGATIONS	3,600	6,790	8,000	4,400	122
51-2230-3517 CLEANING/JANITORIAL CONTRACT	12,500	14,899	13,500	1,000	8
51-2230-3538 RADIO OPERATIONS	3,000		3,000	-	-
51-2230-3620 COURT OFFICER CONTRACT-SHARED	35,900	32,500	37,000	1,100	3
51-2230-3623 MACHINERY RENTAL-"TOWN EQUIPMENT"	0	24		-	
51-2230-3710 INSURANCE (GENERAL)	37,800	37,141	39,000	1,200	3
51-2230-3712 WATER/SEWAGE	700	2,448	1,000	300	43
51-2230-3713 GAS (HEATING)	3,900	1,648	4,100	200	5
51-2230-3716 HYDRO (GENERAL SERVICE) #1	8,200	7,669	8,500	300	4
51-2230-4110 BANK SERVICE CHARGES	100	134	100	-	-
51-2230-5210 TCA PURCHASES	106,000	76,123		(106,000)	(100)
51-2230-5213 TRANSFER TO RESERVE	5,000	5,000	5,000	-	-

	2023	2023	2024	BUDGET	BUDGET
HANOVER POLICE SERVICES	Approved	Actuals	Proposed	CHANGE	CHANGE
				\$	%
51-2230-6000 AMORTIZATION EXPENSE - TCA	68,400		82,500	14,100	21
51-2230-6100 CHANGE IN INVESTMENT IN CAPITAL ASSETS	(68,400)		(82,500)	(14,100)	21
Total 2230 Police Services - Patrol	(795,800)	(902,535)	(860,200)	(64,400)	8
2232 2018 Ford Explorer #18-01					
51-2232-2410 FUEL/OPERATIONS	19,800	14,579		(19,800)	(100)
Total 2232 2018 Ford Explorer #18-01	19,800	14,579		(19,800)	(100)
2233 2022 Dodge Durango (939)					
51-2233-2410 FUEL/OPERATIONS	19,600	12,741	20,200	600	3
Total 2233 2022 Dodge Durango (939)	19,600	12,741	20,200	600	3
2234 2023 Dodge Durango (363)					
51-2234-2410 FUEL/OPERATIONS	-	5,826	20,500	20,500	
Total 2234 2023 Dodge Durango (363)	-	5,826	20,500	20,500	
2235 2021 Dodge Charger #21-01					
51-2235-2410 FUEL/OPERATIONS	15,900	19,341	18,000	2,100	
Total 2235 2021 Dodge Charger #21-01	15,900	19,341	18,000	2,100	
2236 2020 Chev Silverado Truck #20-02					
51-2236-2410 FUEL/OPERATIONS	17,900	14,482	18,500	600	3
Total 2236 2020 Chev Silverado Truck #20-02	17,900	14,482	18,500	600	3
2237 2020 Ford Explorer Truck #20-01 with ALPR					
51-2237-2410 FUEL/OPERATIONS	19,800	22,515	22,000	2,200	11
Total 2237 2020 Ford Explorer Truck #20-01 with ALPR	19,800	22,515	22,000	2,200	11
2240 Police Services Board					
51-2240-0934 TRANSFER FROM RESERVES			(30,000)	(30,000)	
51-2240-1120 PER DIEMS	1,000		1,000	-	-
51-2240-1122 STIPENDS-BOARDS,COMMISS,COMM.	15,500	20,754	15,800	300	2
51-2240-1510 EMPLOYEE BENEFITS		599		-	
51-2240-3110 PROF.DEV/TRAINING/TRAVEL	3,000	2,649	3,000	-	-
51-2240-3128 SUBSCRIPTIONS & MEMBERSHIPS	1,900	250	1,500	(400)	(21)
51-2240-3132 ACKNOWLEDGMENTS/PROMOTION	600	657	700	100	17
51-2240-3143 MEETING & OFFICE EXPENSE	2,500	1,178	1,500	(1,000)	(40)
51-2240-3310 AUDIT SERVICE	3,900	3,933	4,000	100	3
51-2240-3311 LEGAL SERVICE	15,000	75,066	45,000	30,000	200
51-2240-3316 CONSULTANT FEES	5,000	3,527	5,000	-	-
Total 2240 Police Services Board	48,400	108,613	47,500	(900)	(2)
Total Hanover Police Services	-	(109,769.00)	-	-	

SECTION 9 -- PUBLIC WORKS (Transportation)



Staffing Complement Includes:

- 1 Director of Public Works (40% Roads)
 - 1 Public Works Foreman (50% Roads)
 - 4 Full-time Public Works Operators
 - 1 Seasonal Equipment Operator (as required)
 - 2 Student Public Works Labourers
 - Support staff provided by Utility Clerk and Administrative Assistant/Deputy Clerk
-

The Public Works Roads Department is responsible for roads/sidewalks, water distribution, sanitary collection and cemetery operations, including maintenance of the Town's storm sewers, municipal road system and parking lots, sidewalks, snow removal, street signs and street lighting.

2023 Program Highlights

- Maintained 47 km road system and 34 km of sidewalks with 1 grader, 1 loader, 1 backhoe, 2 snowplow/dump trucks, and 2 sidewalk machines.
- 11th Street from 17th to 21st Avenue reconstruction including infrastructure replacement, curb & gutter and sidewalk.
- 24th Avenue (CR.No.28) urbanization and watermain extension from 14th Street to the Saugeen River Bridge joint project with Grey County.
- 14th Street urbanization from 23rd to 24th Avenue on north side of 14th Street to include curb and gutter, sidewalk and street lighting.
- Installation of storm outlet for Revera Long Term Care Facility.
- Replacement of 2001 Trackless sidewalk machine and attachments.
- Through contracted services, cleaned catch basins and flushed sanitary sewers for approximately one third of Town to continue on an annual rotating basis.
- Completed watermain flushing and hydrant maintenance as well as valve inspections.

Goals and Objectives for 2024

1. 3rd Street from 11th to 12th Avenue/12th Avenue south of 4th Street reconstruction including infrastructure replacement as well as curb and gutter.
2. 2nd Street extension east of 18th Avenue (to allow for entrance to new fire hall being built) to be constructed with curb and gutter as well as sidewalk on the south side of the roadway.
3. 21st Avenue north of 14th Street and 15th Street Close paving including replacement of road base, curb and gutter.

Program Changes for 2024

- No changes for 2024.

LOOKING AHEAD

- Extensions of municipal infrastructure will be required to develop lands for future Industrial/Business Park Development.
- Further expenditure in replacement of aging roads maintenance equipment.

ROADS SUMMARY**2024 INCREASE/DECREASE OVER 2023**(MUNICIPALITIES SHARE ONLY)**TOTAL**

BUDGET	2023	2024	NET	INC./DEC.
ROADS	\$2,105,300	\$2,214,600	\$109,300	5.19%
Roadside Mtce	\$591,100	\$617,600	\$26,500	4.48%
Roads-Equip	(\$74,000)	(\$54,400)	\$19,600	-26.49%
Roads-Admin	\$1,214,200	\$1,255,000	\$40,800	3.36%
Roads-Workshop	\$161,200	\$172,300	\$11,100	6.89%
Roads-Streetlights	\$119,800	\$122,300	\$2,500	2.09%
Roads-Parking	\$93,000	\$101,800	\$8,800	9.46%
	\$2,105,300	\$2,214,600	\$109,300	5.19%

2024 INCREASE/DECREASE OVER 2023(MUNICIPALITIES SHARE ONLY)**OPERATING**

BUDGET	2023	2024	NET	INC./DEC.
ROADS	\$1,191,800	\$1,283,900	\$92,100	7.73%
Roadside Mtce	\$591,100	\$617,600	\$26,500	4.48%
Roads-Equip	(\$166,000)	(\$54,400)	\$111,600	-67.23%
Roads-Admin	\$392,700	\$324,300	(\$68,400)	-17.42%
Roads-Workshop	\$161,200	\$172,300	\$11,100	6.89%
Roads-Streetlights	\$119,800	\$122,300	\$2,500	2.09%
Roads-Parking	\$93,000	\$101,800	\$8,800	9.46%
	\$1,191,800	\$1,283,900	\$92,100	7.73%

2024 INCREASE/DECREASE OVER 2023(MUNICIPALITIES SHARE ONLY)**CAPITAL**

BUDGET	2023	2024	NET	INC./DEC.
ROADS	\$913,500	\$930,700	\$17,200	1.88%
Roadside Mtce	\$0	\$0	\$0	0.00%
Roads-Equip	\$92,000	\$0	(\$92,000)	0.00%
Roads-Admin	\$821,500	\$930,700	\$109,200	13.29%
Roads-Workshop	\$0	\$0	\$0	
Roads-Streetlights	\$0	\$0	\$0	
Roads-Parking	\$0	\$0	\$0	
TOTAL	\$913,500	\$930,700	\$17,200	1.88%

2024 BUDGET vs 2023 BUDGET

	2023	2023	2024	BUDGET	BUDGET
	Approved	Actuals	Proposed	CHANGE	CHANGE
PUBLIC WORKS - ROADS				\$	%
3100 Sidewalk Maintenance - Summer					
01-3100-1110 REGULAR SALARIES	11,100	4,147	10,600	(500)	(5)
01-3100-1111 PART-TIME SALARIES	1,100	714	1,100	-	-
01-3100-1112 OVERTIME (TIME & HALF)		44		-	
01-3100-1510 EMPLOYEE BENEFITS	3,600	1,416	3,900	300	8
01-3100-1516 WSIB	400	161	300	(100)	(25)
01-3100-2240 MATERIALS	9,600	3,339	6,400	(3,200)	(33)
01-3100-3623 MACHINERY RENTAL-"TOWN EQUIPMENT"	9,400	3,603	9,800	400	4
Total 3100 Sidewalk Maintenance - Summer	35,200	13,424	32,100	(3,100)	(9)
3101 Sidewalk Maintenance - Winter					
01-3101-1110 REGULAR SALARIES	23,800	12,935	23,400	(400)	(2)
01-3101-1111 PART-TIME SALARIES	1,500	1,171	1,600	100	7
01-3101-1112 OVERTIME (TIME & HALF)	7,700	4,377	7,700	-	-
01-3101-1113 OVERTIME (DOUBLE)		1,958		-	
01-3101-1152 WAGE ACCRUAL(ANN.ADJ./AUDIT)		(6,177)		-	
01-3101-1510 EMPLOYEE BENEFITS	8,700	5,039	9,200	500	6
01-3101-1516 WSIB	1,100	667	1,000	(100)	(9)
01-3101-2240 MATERIALS	19,400	15,678	20,400	1,000	5
01-3101-3623 MACHINERY RENTAL-"TOWN EQUIPMENT"	22,000	15,243	24,000	2,000	9
Total 3101 Sidewalk Maintenance - Winter	84,200	50,891	87,300	3,100	4
3102 Paved Roads - Resurfacing/Cold Mix					
01-3102-1110 REGULAR SALARIES	11,600	6,213	11,000	(600)	(5)
01-3102-1111 PART-TIME SALARIES	2,200	1,437	2,200	-	-
01-3102-1112 OVERTIME (TIME & HALF)		109			
01-3102-1113 OVERTIME (DOUBLE)		89			
01-3102-1510 EMPLOYEE BENEFITS	3,700	2,029	4,200	500	14
01-3102-1516 WSIB	500	259	400	(100)	(20)
01-3102-2240 MATERIALS	10,200	6,610	11,300	1,100	11
01-3102-3525 RESURFACING	86,000	70,421	89,400	3,400	4
01-3102-3623 MACHINERY RENTAL-"TOWN EQUIPMENT"	5,400	5,925	5,600	200	4
Total 3102 Paved Roads - Resurfacing/Cold Mix	119,600	93,092	124,100	4,500	4
3103 Winter Control - Snow Plowing & Removal					
01-3103-1110 REGULAR SALARIES	12,800	7,450	11,800	(1,000)	(8)
01-3103-1111 PART-TIME SALARIES	4,600	5,615	4,700	100	2
01-3103-1112 OVERTIME (TIME & HALF)	7,700	3,958	7,700	-	-
01-3103-1113 OVERTIME (DOUBLE)		1,832		-	
01-3103-1152 WAGE ACCRUAL (ANN.ADJ.AUDIT)		(7,740)		-	
01-3103-1510 EMPLOYEE BENEFITS	4,800	3,343	5,300	500	10
01-3103-1516 WSIB	800	618	700	(100)	(13)
01-3103-2240 MATERIALS	1,500	341	1,600	100	7
01-3103-3509 RADIO/PAGER EQUIP LEASE	100	233	100	-	-
01-3103-3623 MACHINERY RENTAL-"TOWN EQUIPMENT"	21,200	13,697	23,400	2,200	10
01-3103-3624 MACHINERY RENTAL-"OUTSIDE"	8,800	2,391	6,500	(2,300)	(26)
Total 3103 Winter Control - Snow Plowing & Removal	62,300	31,738	61,800	(500)	(1)
3104 Winter Control - Sanding, Salting & Sweeping					
01-3104-1110 REGULAR SALARIES	21,600	17,702	20,100	(1,500)	(7)
01-3104-1112 OVERTIME (TIME & HALF)	5,600	2,776	5,600	-	-
01-3104-1113 OVERTIME (DOUBLE)		159		-	
01-3104-1152 WAGE ACCRUAL (ANN.ADJ.AUDIT)		(1,228)		-	
01-3104-1510 EMPLOYEE BENEFITS	6,900	5,838	7,600	700	10
01-3104-1516 WSIB	900	676	800	(100)	(11)
01-3104-2240 MATERIALS	64,600	53,334	67,800	3,200	5
01-3104-3623 MACHINERY RENTAL-"TOWN EQUIPMENT"	27,000	26,523	30,000	3,000	11
Total 3104 Winter Control - Sanding, Salting & Sweeping	126,600	105,780	131,900	5,300	4

	2023	2023	2024	BUDGET	BUDGET
PUBLIC WORKS - ROADS	Approved	Actuals	Proposed	CHANGE	CHANGE
				\$	%
3105 Road Side Maintenance - Leaf Pickup,Tree Trimming,					
01-3105-1110 REGULAR SALARIES	25,200	25,129	23,900	(1,300)	(5)
01-3105-1111 PART-TIME SALARIES	14,500	10,974	14,700	200	1
01-3105-1112 OVERTIME (TIME & HALF)	1,400	511	1,400	-	-
01-3105-1152 WAGE ACCRUAL (ANN.ADJ.AUDIT)		(462)		-	
01-3105-1510 EMPLOYEE BENEFITS	9,300	8,555	10,500	1,200	13
01-3105-1516 WSIB	1,300	1,200	1,200	(100)	(8)
01-3105-2240 MATERIALS	27,800	23,408	18,300	(9,500)	(34)
01-3105-3623 MACHINERY RENTAL-"TOWN EQUIPMENT"	21,400	25,055	23,100	1,700	8
01-3105-3624 MACHINERY RENTAL-"OUTSIDE"	3,300	2,513	3,500	200	6
Total 3105 Road Side Maintenance - Leaf Pickup,Tree Trimming	104,200	96,883	96,600	(7,600)	(7)
3106 Streetlights					
01-3106-0518 DONATIONS					
01-3106-0579 MISC REVENUE	(11,600)	(15,341)	(13,700)	(2,100)	18
01-3106-3432 TRANSFORMER STATION MAINTENANCE	16,000	18,716	20,000	4,000	25
01-3106-3535 STREET LIGHT REPAIRS/UPGRADES-GEN. SUPP/E	11,400	15,617	12,000	600	5
01-3106-3716 HYDRO (GENERAL SERVICE) #1	104,000	74,907	104,000	-	-
Total 3106 Streetlights	119,800	93,899	122,300	2,500	2
3108 Catchbasins/Storm Sewers					
01-3108-1110 REGULAR SALARIES	5,000	3,820	4,700	(300)	(6)
01-3108-1111 PART-TIME SALARIES	2,200	1,154	2,200	-	-
01-3108-1510 EMPLOYEE BENEFITS	1,700	1,156	2,000	300	18
01-3108-1516 WSIB	200	163	200	-	-
01-3108-2240 MATERIALS	5,400	3,304	5,600	200	4
01-3108-3525 CONTRACTED WORK			25,500		
01-3108-3623 MACHINERY RENTAL-"TOWN EQUIPMENT"	5,500	5,264	5,800	300	5
01-3108-3624 MACHINERY RENTAL-"OUTSIDE"	11,300	10,212	12,200	900	8
Total 3108 Catchbasins/Storm Sewers	31,300	25,073	58,200	26,900	86
3150 10th St/7th Ave Snow Removal (County - 50%)					
01-3150-0526 COUNTY OF GREY SUBSIDY - 50%	(20,300)	(7,468)	(18,000)	2,300	(11)
01-3150-1110 REGULAR SALARIES	10,500	2,490	10,000	(500)	(5)
01-3150-1111 PART-TIME SALARIES		1,435		-	
01-3150-1112 OVERTIME (TIME & HALF)	5,300	3,097	5,300	-	-
01-3150-1152 WAGE ACCRUAL (ANN.ADJ.AUDIT)		(2,871)			
01-3150-1510 EMPLOYEE BENEFITS	3,800	1,456	4,000	200	5
01-3150-1516 WSIB	500	229	400	(100)	(20)
01-3150-3623 MACHINERY RENTAL-"TOWN EQUIPMENT"	9,500	4,780	10,200	700	7
01-3150-3624 MACHINERY RENTAL-"OUTSIDE"	11,000	4,320	6,000	(5,000)	(45)
Total 3150 10th St/7th Ave Snow Removal (County - 50%)	20,300	7,468	17,900	(2,400)	(12)
3151 Traffic Lights & Markings (County Rd)					
01-3151-3716 HYDRO (GENERAL SERVICE) #1	7,400	6,979	7,700	300	4
Total 3151 Traffic Lights & Markings (County Rd)	7,400	6,979	7,700	300	4

	2023	2023	2024	BUDGET	BUDGET
PUBLIC WORKS - ROADS	Approved	Actuals	Proposed	CHANGE	CHANGE
				\$	%
3152 10th Street Sweep/Mtnce (County 100%)					
01-3152-0525 COUNTY OF GREY SUBSIDY-100%	(4,300)	(3,740)	(4,400)	(100)	2
01-3152-1110 REGULAR SALARIES	1,900	1,163	1,800	(100)	(5)
01-3152-1112 OVERTIME (TIME & HALF)	400	622	400	-	-
01-3152-1510 EMPLOYEE BENEFITS	600	531	700	100	17
01-3152-1516 WSIB	100	59	100	-	-
01-3152-3623 MACHINERY RENTAL-"TOWN EQUIPMENT"	1,300	1,365	1,400	100	8
Total 3152 10th Street Sweep/Mtnce (County 100%)				-	
3153 7th Avenue (County 100%)					
01-3153-0525 COUNTY OF GREY SUBSIDY-100%	(3,400)	(3,097)	(3,400)	-	-
01-3153-1110 REGULAR SALARIES	1,900	951	1,800	(100)	(5)
01-3153-1112 OVERTIME (TIME & HALF)	200	370	200	-	-
01-3153-1510 EMPLOYEE BENEFITS	600	420	600	-	-
01-3153-1516 WSIB	100	43	100	-	-
01-3153-3623 MACHINERY RENTAL-"TOWN EQUIPMENT"	600	1,313	700	100	17
Total 3153 7th Avenue (County 100%)				-	
3200 Town Equipment Use					
01-3200-0953 TOWN EQUIPMENT RENTAL RECOVERY	(198,900)	(184,092)	(207,700)	(8,800)	4
Total 3200 Town Equipment Use	(198,900)	(184,092)	(207,700)	(8,800)	4
3202 2021 International (Truck #2)					
01-3202-2410 FUEL/OPERATIONS	13,400	14,858	14,200	800	6
Total 3202 2021 International (Truck #2)	13,400	14,858	14,200	800	6
3203 2015 Chev 3500 (Truck #3)					
01-3203-2410 FUEL/OPERATIONS	8,000	10,593	9,700	1,700	21
Total 3203 2015 Chev 3500 (Truck #3)	8,000	10,593	9,700	1,700	21
3205 2006 Ford F150 Half Ton (Truck #5)					
01-3205-2410 FUEL & OPERATIONS	5,000	6,644	15,800	10,800	216
Total 3205 2006 Ford F150 Half Ton (Truck #5)	5,000	6,644	15,800	10,800	216
3207 2018 Western Star (Truck #7)					
01-3207-2410 FUEL/OPERATIONS	13,400	14,534	14,000	600	4
Total 3207 2018 Western Star (Truck #7)	13,400	14,534	14,000	600	4
3209 2003 John Deere 770 Grader					
01-3209-2410 FUEL/OPERATIONS	6,000	7,432	7,000	1,000	17
Total 3209 2003 John Deere 770 Grader	6,000	7,432	7,000	1,000	17
3211 2003 CAT Loader					
01-3211-2410 OPERATIONS	7,000	34,874	7,800	800	11
01-3211-2411 FUEL (DISTRIBUTED)	8,700	16,755	16,000	7,300	84
01-3211-5213 TRANSFER TO RESERVES	30,600	30,600	31,200	600	2
Total 3211 2003 CAT Loader	46,300	82,229	55,000	8,700	19
3212 2018 MV4 Sidewalk Tractor					
01-3212-2410 FUEL/OPERATIONS	6,000	18,630	8,900	2,900	48
Total 3212 2018 MV4 Sidewalk Tractor	6,000	18,630	8,900	2,900	48
3213 Roads Equipment-Sweeper					
01-3213-2410 FUEL/OPERATIONS	6,200	7,297	6,900	700	11
Total 3213 Roads Equipment-Sweeper	6,200	7,297	6,900	700	11
3214 2023 Trackless Tractor (former 2001 Trackless)					
01-3214-2410 FUEL/OPERATIONS	4,400	4,678	5,000	600	14
Total 3214 2023 Trackless Tractor (former 2001 Trackless)	4,400	4,678	5,000	600	14
3215 2007 MT6 Trackless					
01-3215-2410 FUEL/OPERATIONS	7,000	7,694	4,600	(2,400)	(34)
Total 3215 2007 MT6 Trackless	7,000	7,694	4,600	(2,400)	(34)
3216 2017 Loader Backhoe					
01-3216-2410 FUEL/OPERATIONS	9,200	10,473	12,200	3,000	33
Total 3216 2017 Loader Backhoe	9,200	10,473	12,200	3,000	33

	2023	2023	2024	BUDGET	BUDGET
PUBLIC WORKS - ROADS	Approved	Actuals	Proposed	CHANGE	CHANGE
				\$	%
3225 Flower Planters - Public Works Inv - 100% DIA					
01-3225-0952 EQUIP.RENTAL FEES(INVOICING)	(14,300)	(9,906)	(15,700)	(1,400)	10
01-3225-1110 REGULAR SALARIES		270	400	400	
01-3225-1111 PART-TIME SALARIES	8,200	3,866	8,800	600	7
01-3225-1112 OVERTIME (TIME & HALF)		56		-	
01-3225-1510 EMPLOYEE BENEFITS	800	537	1,000	200	25
01-3225-1516 WSIB	300	137	300	-	-
01-3225-3623 MACHINERY RENTAL-"TOWN EQUIPMENT"	5,000	5,040	5,200	200	4
Total 3225 Flower Planters - Public Works Inv - 100% DIA				-	
3300 Road Construction Projects					
01-3300-0521 ONTARIO CONDITIONAL GRANT	(475,000)	(475,692)	(521,000)	(46,000)	10
01-3300-0526 CTY CONTRIBUTION OF TCA	(981,600)	(1,052,418)		981,600	(100)
01-3300-0593 SOLAR ENERGY	(5,500)	(4,936)	(5,500)	-	-
01-3300-0873 DEVELOPER'S CONTRIBUTION	(307,500)	(356,032)		307,500	(100)
01-3300-0932 GAS TAX	-245,000	(245,000)		245,000	(100)
01-3300-0934 TRANSFER FROM RESERVES	-100,000	(100,000)	(161,300)		-
01-3300-0936 TRANSFER FROM RESERVE FUND	-227,500	(98,164)	(199,100)		
01-3300-0999 PROCEEDS ON TCA DISPOSALS	(8,000)	(17,330)		8,000	(100)
01-3300-3534 COUNTY COST OF TCA	981,600	1,052,418		(981,600)	(100)
01-3300-5210 TCA PURCHASES	2,276,500	1,878,706	1,812,100	(464,400)	(20)
01-3300-5213 TRANSFER TO RESERVE	75,000	75,000	75,000	-	-
01-3300-6000 AMORTIZATION EXPENSE - TCA	655,000		926,000	271,000	41
01-3300-6100 CHANGE IN INVESTMENT IN CAPITAL ASSETS	(655,000)		(926,000)	(271,000)	41
Total 3300 Road Construction Projects	983,000	656,552	1,000,200	17,200	2
3400 Roads - General Administration					
01-3400-0579 MISC FEES/CHARGES		(1,895)		-	
01-3400-0934 TRANSFER FROM RESERVES		(6,447)		-	
01-3400-1110 REGULAR SALARIES	138,100	165,505	149,200	11,100	8
01-3400-1111 PART-TIME SALARIES		3,375	1,200	1,200	
01-3400-1112 OVERTIME (TIME & HALF)		462		-	
01-3400-1125 MEAL ALLOWANCES (UNION)	3,300	2,685	3,300	-	-
01-3400-1127 PAGER/ON-CALL PAY	9,400	9,841	9,400	-	-
01-3400-1152 WAGE ACCRUAL(ANN.ADJ./AUDIT)		(12,298)		-	
01-3400-1510 EMPLOYEE BENEFITS	39,500	60,141	44,100	4,600	12
01-3400-1516 WSIB	4,600	9,067	4,700	100	2
01-3400-1519 EMPLOYEE ASSISTANCE PROGRAM		134		-	
01-3400-2214 UNIFORMS & CLOTHING	2,300	2,983	2,400	100	4
01-3400-2410 FUEL/OPERATIONS-2019 Chev Silverado 1500	4,100	4,368	6,500	2,400	59
01-3400-2423 RADIO LICENCE	1,200	1,162	1,200	-	-
01-3400-3110 PROF.DEV./TRAINING/TRAVEL	7,800	6,263	7,400	(400)	(5)
01-3400-3128 SUBSCRIPTIONS & MEMBERSHIPS	1,700	1,707	1,800	100	6
01-3400-3215 PRINTING AND ADVERTISING	1,000	942	1,000	-	-
01-3400-3307 INSURANCE CLAIM SETTLEMENTS		6,697		-	
01-3400-3310 AUDIT SERVICE	6,000	7,075	6,100	100	2
01-3400-3315 ENGINEERING	2,400	20,988	2,600	200	8
01-3400-3316 CONSULTANTS FEES		6			
01-3400-3325 COMPUTER SUPPLIES & SERVICE	1,500	421	5,400	3,900	260
01-3400-3721 CURLING CLUB LEASE	3,300	3,247	3,500	200	6
01-3400-5213 TRANSFER TO RESERVE	5,000	5,000	5,000	-	-
Total 3400 Roads - General Administration	231,200	291,429	254,800	23,600	10

	2023	2023	2024	BUDGET	BUDGET
PUBLIC WORKS - ROADS	Approved	Actuals	Proposed	CHANGE	CHANGE
				\$	%
3500 Roads - Workshop					
01-3500-1110 REGULAR SALARIES	12,900	7,208	12,500	(400)	(3)
01-3500-1111 PART-TIME SALARIES		1,126		-	
01-3500-1112 OVERTIME (TIME & HALF)		103			
01-3500-1152 WAGE ACCRUAL (ANN.ADJ.AUDIT)		(119)		-	
01-3500-1510 EMPLOYEE BENEFITS	4,200	2,168	4,500	300	7
01-3500-1516 WSIB	400	275	400	-	-
01-3500-3212 TELEPHONE	300	212	300	-	-
01-3500-3410 PROPERTY MAINTENANCE/PURCHASES	6,200	7,743	6,600	400	6
01-3500-3623 MACHINERY RENTAL-"TOWN EQUIPMENT"		3,858			
01-3500-3710 INSURANCE (GENERAL)	132,200	129,578	144,100	11,900	9
01-3500-3712 WATER/SEWAGE	400	350	400	-	-
01-3500-3713 GAS (HEATING)	1,800	965	1,300	(500)	(28)
01-3500-3716 HYDRO (GENERAL SERVICE) #1	2,800	1,818	2,200	(600)	(21)
Total 3500 Roads - Workshop	161,200	155,285	172,300	11,100	7
3700 Parking - Winter Maintenance					
01-3700-0956 MISCELLANEOUS "RECOVERIES"		(1,200)	-		
01-3700-1110 REGULAR SALARIES	11,500	5,223	11,200	(300)	(3)
01-3700-1112 OVERTIME (TIME & HALF)	1,100	840	1,100	-	-
01-3700-1113 OVERTIME (DOUBLE)		168		-	
01-3700-1152 WAGE ACCRUAL (ANN.ADJ.AUDIT)		(1,219)		-	
01-3700-1510 EMPLOYEE BENEFITS	3,900	1,792	4,000	100	3
01-3700-1516 WSIB	400	203	400	-	-
01-3700-2240 MATERIALS	9,000	7,985	9,400	400	4
01-3700-3623 MACHINERY RENTAL-"TOWN EQUIPMENT"	4,300	3,049	4,400	100	2
01-3700-3624 MACHINERY RENTAL-"OUTSIDE"	7,200	5,215	7,600	400	6
Total 3700 Parking - Winter Maintenance	37,400	22,056	38,100	700	2
3701 Parking Bylaw Enforcement/Summer Mtc.					
01-3701-0593 EV CHARGERS (Usage)		(155)	(2,800)		
01-3701-0846 PARKING VIOLATIONS	(3,000)	(3,238)	(3,000)	-	-
01-3701-1110 REGULAR SALARIES	30,700	25,982	32,200	1,500	5
01-3701-1152 WAGE ACCRUAL (ANN.ADJ.AUDIT)		(678)		-	
01-3701-1510 EMPLOYEE BENEFITS	10,200	10,465	11,100	900	9
01-3701-1516 WSIB	1,000	1,046	900	(100)	(10)
01-3701-2233 GENERAL SUPPLIES & EQUIPMENT		-	5,600		
01-3701-2410 FUEL/OPERATIONS	3,500	3,334	8,500	5,000	143
01-3701-3525 PARKING BYLAW PROSECUTION	300	425	300	-	-
01-3701-3533 STREET PAINTING CONTRACT	1,800	1,802	1,900	100	6
01-3701-3623 MACHINERY RENTAL-"TOWN EQUIPMENT"		395			
01-3701-3726 TAXES - P.I.L.	8,600	6,145	9,000	400	5
01-3701-5213 TRANSFER TO RESERVES	2,500	2,500		(2,500)	(100)
Total 3701 Parking Bylaw Enforcement/Summer Mtc.	55,600	48,023	63,700	8,100	15
Total Public Works - Roads	2,105,300	1,699,542	2,214,600	109,300	5

SECTION 10 – CEMETERY

(Health Services)



Staffing Complement Includes:

1 Caretaker (seasonal full time)

1 Attendant (seasonal part time)

Public Works Roads staff dig graves and provide winter operation for year-round burials

Purchase of plots and niches as well as burials is arranged through Administrative Assistant/Deputy Clerk

The Public Works Roads Department is responsible for operations of the Hanover Cemetery.

2023 Program Highlights

- Maintain grounds of Hanover Cemetery with use of 2 commercial lawn tractors, 1 tractor loader and weed trimmers.
- Replacement of foundations of old deteriorating monument bases that have become unsafe.
- Arrange for annual decoration service provided by the Hanover Legion.
- Updated Cemetery bylaw.

Goals and Objectives for 2024

1. Install garden base to north of original columbarium including new columbarium to allow for a total of six new columbariums.
2. Purchase and implement cemetery management software program for digital tracking of grave site and nice ownership, as well as sites available to ensure accurate tracking and mapping.
3. Replacement of 2012 Steiner mower.

Program Changes for 2024

- No changes for 2024

LOOKING AHEAD

- Continuation of sale of plots and niches as per regulations within cemetery lands.
- Replacement of mowers and equipment to adequately provide cemetery maintenance.


2024 BUDGET vs 2023 BUDGET

	2023	2023	2024	BUDGET	BUDGET
CEMETERY	Approved	Actuals	Proposed	CHANGE	CHANGE
				\$	%
5200 Hanover Cemetery					
01-5200-0579 FEES/MISC. CHARGES	(5,100)	(3,998)	(8,200)	(3,100)	61
01-5200-0647 GRAVE OPENINGS-CURRENT	(33,000)	(32,778)	(34,300)	-1,300	4
01-5200-0648 GRAVE OPENINGS- PREPAID	(10,800)	(9,442)	(10,800)	0	-
01-5200-0649 STORAGE VAULT CHARGES	(800)		(900)	-100	13
01-5200-0666 CEMETERY PLOTS	(15,000)	(16,230)	(15,600)	(600)	4
01-5200-0668 COLUMBARIUM-NICHE SALE	(25,000)	(13,940)	(26,000)	(1,000)	4
01-5200-0934 TRANSFER FROM RESERVES	(500)	(220)	(135,000)	-134,500	26,900
01-5200-0935 TRANSFER FROM TRUST FUND	(2,500)	(8,933)	(6,500)	-4,000	160
01-5200-0999 PROCEEDS ON TCA DISPOSALS			(5,000)	(5,000)	
01-5200-1110 REGULAR SALARIES	16,300	18,799	16,500	200	1
01-5200-1111 PART-TIME SALARIES	48,200	49,287	49,200	1,000	2
01-5200-1112 OVERTIME (TIME & HALF)	1,500	513	1,500	0	-
01-5200-1152 WAGE ACCRUAL(ANN.ADJ./AUDIT)		(689)		0	
01-5200-1510 EMPLOYEE BENEFITS	9,400	9,991	9,900	500	5
01-5200-1516 WSIB	2,100	2,251	1,900	(200)	(10)
01-5200-1519 EMPLOYEE ASSISTANCE PROGRAM		27		0	
01-5200-2214 UNIFORMS & CLOTHING	500	387	500	0	-
01-5200-2223 MACHINERY GAS,OIL,REPAIRS	7,000	7,090	7,000	0	-
01-5200-2427 LICENSE (BASED ON BURIALS)	1,400	1,283	2,700	1,300	93
01-5200-3110 PROF.DEV/TRAINING/TRAVEL/MEMBERSHIPS	2,300	713	2,300	0	-
01-5200-3212 TELEPHONE	100	107	100	0	-
01-5200-3325 COMPUTER SERVICES/SUPPLIES	200	2,579	30,200	30,000	15,000
01-5200-3408 NICHE ENGRAVING	4,500	4,230	4,900	400	9
01-5200-3409 MARKER/MONUMENT MAINTENANCE	10,800	10,982	11,400	600	6
01-5200-3410 PROPERTY MAINTENANCE/PURCHASES	8,000	13,103	8,300	300	4
01-5200-3623 MACHINERY RENTAL-"TOWN EQUIPMENT"	10,800	8,717	11,200	400	4
01-5200-3710 INSURANCE (GENERAL)	2,000	2,317	2,500	500	25
01-5200-3716 HYDRO (GENERAL SERVICE) #1	1,100	1,285	1,300	200	18
01-5200-3830 REPURCHASE/PRE-NEED REFUND	2,200	1,660	2,200	0	-
01-5200-5210 TCA PURCHASES			110,000	110,000	
01-5200-5213 TRANSFER TO RESERVE	11,600	11,000	12,200	600	5
01-5200-6000 AMORTIZATION EXPENSE - TCA	5,800		6,500	700	12
01-5200-6100 CHANGE IN INVESTMENT IN CAPITAL ASSETS	(5,800)		(6,500)	(700)	12
Total 5200 Hanover Cemetery	47,300	60,091	43,500	(3,800)	(8)

SECTION 11 -- WATER & WASTEWATER

(Environmental)

Public Works – Water/Wastewater



Staffing Complement Includes:

- 1 Director of Public Works (30% Water) (30% Wastewater)
- 1 Public Works Foreman (20% water) (20% Wastewater)
- 1 Chief Operator – Water/Wastewater
- 4 Full-Time Operators – Water/Wastewater
- Support staff provided by Utility Clerk and Administrative Assistant/Deputy Clerk

The Public Works Water/Wastewater Department is responsible for delivering clean, reliable and safe water to residences and businesses in the Town as well as properties in Brockton north of the Saugeen River on the west side of 7th Avenue. The wastewater treatment plant is located at 718 7th Avenue and provides wastewater treatment to the same service area as the water system with effluent discharge to the Saugeen River.

2023 Program Highlights

- Completion of studies through Environmental Assessment (EA) to determine sizing and site selection for 7th Avenue Water Tower replacement including Public Information Centre (PIC) for agency and public consultation input.
- Continuation of Environmental Assessment (EA) for Wastewater Treatment Plant requirements to allow future growth over the next 30 years including interim plans to increase capacity of existing facility for the next 5 to 7 year period.
- 5th Avenue trunk sanitary sewer north of 12th street rehabilitation.
- 11th Street from 17th to 21st Avenue water and sanitary infrastructure replacement.
- 24th Avenue (CR.No.28) water main extension from 1st Street to Saugeen River Bridge.

Goals and Objectives for 2024

1. 7th Avenue water tower tendering with potential to commence construction in fall of 2024.
2. Completion of Environmental Assessment (EA) for Wastewater Treatment Plant expansion.
3. Provide documentation for Ministry of the Environment, Conservation and Parks (MECP) review to re-rate capacity of current Wastewater Treatment Plant.
4. 3rd Street from 11th to 12th Avenue/12th Avenue south of 4th Street water and sanitary infrastructure replacement.
5. Phase 2 of 3 for SCADA system upgrade at Water Treatment Plant future phases involving upgrades for Ruhl Lake 14th Street water tower and Well No. 1 & 2 sites.
6. Environmental Assessment (EA) to provide for sanitary servicing for development of industrial lands north of the Saugeen River.

Program Changes for 2024

- No changes for 2024.

LOOKING AHEAD

- Construction of new 7th Avenue Water Tower.
- Wastewater Treatment Plant upgrades to increase capacity to allow for future growth and meet regulatory requirements.
- Servicing of lands north of the Saugeen River.

2024 BUDGET
USER CHARGES (NO TAX LEVY REQUIRED)
2023 AND 2024 OPERATING AND CAPITAL ANALYSIS

GROSS EXPENDITURES	2023	2023	2023	2024	2024	2024
DEPARTMENT	OPERATING BUDGET	CAPITAL BUDGET	TOTAL BUDGET	OPERATING BUDGET	CAPITAL BUDGET	TOTAL BUDGET
WATERWORKS						
Waterworks Administration	268,800		268,800	280,900	-	280,900
Pumping Stations	74,100	-	74,100	78,000	-	78,000
Waterworks Distribution	172,800	1,152,600	1,325,400	353,800	1,388,500	1,742,300
Waterworks Metering	45,100	-	45,100	45,000	-	45,000
Water Treatment Plant	932,500	-	932,500	931,300	870,000	1,801,300
Sub-Total	1,493,300	1,152,600	2,645,900	1,689,000	2,258,500	3,947,500
SEWAGE						
Sewage Plant Administration	260,300	-	260,300	274,600	-	274,600
Sewage Plant Operations	1,026,000	250,000	1,276,000	967,300	760,000	1,727,300
Sanitary Sewers	488,400	613,400	1,101,800	362,000	275,400	637,400
Sub-Total	1,774,700	863,400	2,638,100	1,603,900	1,035,400	2,639,300
TOTAL EXPENDITURES	3,268,000	2,016,000	5,284,000	3,292,900	3,293,900	6,586,800

GROSS REVENUES	2023	2023	2023	2024	2024	2024
DEPARTMENT	OPERATING BUDGET	CAPITAL BUDGET	TOTAL BUDGET	OPERATING BUDGET	CAPITAL BUDGET	TOTAL BUDGET
WATERWORKS						
Previous Year (Surplus) Deficit	-	-	-	-	-	-
Waterworks - Non-User Fees	(49,300)	(467,000)	(516,300)	(35,300)	(1,635,000)	(1,670,300)
Waterworks - User Fees	(1,444,000)	(685,600)	(2,129,600)	(1,653,700)	(623,500)	(2,277,200)
Sub-Total	(1,493,300)	(1,152,600)	(2,645,900)	(1,689,000)	(2,258,500)	(3,947,500)
SEWAGE						
Previous Year (Surplus) Deficit	-	-	-	-	-	-
Sewage - Non-User Fees		(291,000)	(291,000)	(3,300)	(100,000)	(103,300)
Sewage - User Fees	(1,774,700)	(572,400)	(2,347,100)	(1,600,600)	(935,400)	(2,536,000)
Sub-Total	(1,774,700)	(863,400)	(2,638,100)	(1,603,900)	(1,035,400)	(2,639,300)
TOTAL REVENUES	(3,268,000)	(2,016,000)	(5,284,000)	(3,292,900)	(3,293,900)	(6,586,800)

2024 BUDGET vs 2023 BUDGET

	2023	2023	2024	BUDGET	BUDGET
USER FEES - Water	Approved	Actuals	Proposed	CHANGE	CHANGE
				\$	%
4300 Waterworks Revenue					
01-4300-0161 WATER REVENUE	(2,061,300)	(1,835,509)	(2,200,100)	(138,800)	7
01-4300-0579 MISC FEES/CHARGES	(5,000)	(614)	(5,000)	-	-
01-4300-0645 WATER SPRINKLER CHARGES	(34,800)	(38,737)	(43,600)	(8,800)	25
01-4300-0653 WATER CONNECT/DISCONNECT FEE	(5,000)	(4,125)	(5,000)	-	-
01-4300-0667 SALE OF WATER METERS	(22,000)	(23,430)	(22,000)	-	-
01-4300-0991 BULK WATER SALES	(1,500)	(802)	(1,500)	-	-
Total 4300 Waterworks Revenue	(2,129,600)	(1,903,217)	(2,277,200)	(147,600)	7
4310 Waterworks Pumping Stations					
01-4310-3432 WATERWORKS STATION MTCE/REPAIRS	3,000	8	500	(2,500)	(83)
01-4310-3716 HYDRO (GENERAL SERVICE) #1	1,100	1,087	1,200	100	9
01-4310-3726 TAXES - P.I.L	2,700	2,530	2,800	100	4
Total 4310 Waterworks Pumping Stations	6,800	3,625	4,500	(2,300)	(34)
4320 Pumping Station Ruhl Lake					
01-4320-3432 WATERWORKS STATION MTCE/REPAIR	4,200	6,463	1,100	(3,100)	(74)
01-4320-3716 HYDRO (GENERAL SERVICE) #1	24,000	25,652	29,000	5,000	21
01-4320-3719 TAXES-BROCKTON (BRANT)	1,000	1,068	1,100	100	10
Total 4320 Pumping Station Ruhl Lake	29,200	33,183	31,200	2,000	7
4340 Deep Well #1 & 2					
01-4340-3432 WATERWORKS STATION MTCE/REPAIR	1,700	8,532	2,000	300	18
01-4340-3716 HYDRO (GENERAL SERVICE) #1	30,000	25,768	32,000	2,000	7
01-4340-3719 TAXES-BROCKTON (BRANT)	1,100	1,056	1,100	-	-
Total 4340 Deep Well #1 & 2	32,800	35,356	35,100	2,300	7
4350 Water Towers					
01-4350-3432 WATERWORKS STATION MTCE/REPAIR	1,100	1,811	1,600	500	45
01-4350-3716 HYDRO (GENERAL SERVICE) #1	4,000	3,831	5,400	1,400	35
01-4350-3726 TAXES - P.I.L	200	114	200	-	-
Total 4350 Water Towers	5,300	5,756	7,200	1,900	36
4370 2015 Chev Half Ton Truck					
01-4370-2410 FUEL/OPERATIONS	8,400	5,627	9,500	1,100	13
Total 4370 2015 Chev Half Ton Truck	8,400	5,627	9,500	1,100	13
4380 2013 GMC SIERRA K3500 (Truck 10)					
01-4380-0953 TOWN EQUIPMENT RENTAL RECOVERY	(31,000)	(24,358)	(32,000)	(1,000)	3
01-4380-2410 FUEL/OPERATIONS	9,200	10,633	30,700	21,500	234
Total 4380 2013 GMC SIERRA K3500 (Truck 10)	(21,800)	(13,725)	(1,300)	20,500	(94)
4400 Waterworks Distribution					
01-4400-0873 DEVELOPER'S CONTRIBUTION	(157,000)	(138,160)	(35,000)	122,000	(78)
01-4400-0934 TRANSFER FROM RESERVES	(82,300)	-		82,300	(100)
01-4400-0936 TRANSFER FROM RESERVE FUND	(246,000)	(236,664)	(1,000,000)	(754,000)	307
01-4400-1110 REGULAR SALARIES	48,300	44,605	46,100	(2,200)	(5)
01-4400-1111 PART-TIME SALARIES	1,100	1,568	1,100	-	-
01-4400-1112 OVERTIME (TIME & HALF)	1,900	4,476	1,900	-	-
01-4400-1113 OVERTIME (DOUBLE)		53	-	-	-
01-4400-1152 WAGE ACCRUAL (ANN.ADJ.AUDIT)		(559)	-	-	-
01-4400-1510 EMPLOYEE BENEFITS	15,400	14,446	16,600	1,200	8
01-4400-1516 WSIB	1,700	1,656	1,400	(300)	(18)

	2023	2023	2024	BUDGET	BUDGET
USER FEES - Water	Approved	Actuals	Proposed	CHANGE	CHANGE
				\$	%
01-4400-2214 UNIFORMS & CLOTHING	1,200	205	1,200	-	-
01-4400-2240 MATERIALS	28,000	40,493	30,000	2,000	7
01-4400-3110 PROF.DEV./TRAINING/TRAVEL	3,800	4,546	4,800	1,000	26
01-4400-3128 SUBSCRIPTIONS & MEMBERSHIPS		50	-		
01-4400-3212 TELEPHONE	600	629	600	-	-
01-4400-3428 FIRE HYDRANT MTCE/REPAIRS	3,200	13,934	3,300	100	3
01-4400-3623 MACHINERY RENTAL-"TOWN EQUIPMENT"	28,900	25,427	30,400	1,500	5
01-4400-3624 MACHINERY RENTAL-"OUTSIDE"	16,500	49,547	17,200	700	4
01-4400-3712 WATER/SEWAGE	400	350	400	-	-
01-4400-3713 GAS (HEATING)	1,500	966	1,600	100	7
01-4400-3716 HYDRO (GENERAL SERVICE) #1	2,700	1,818	2,700	-	-
01-4400-5210 TCA PURCHASES	1,152,600	836,780	1,388,500	235,900	20
01-4400-5212 TRANSFER TO RESERVE FUND		-	154,300	154,300	
01-4400-5213 TRANSFER TO RESERVES		160,000	-		
Total 4400 Waterworks Distribution	822,500	826,166	667,100	(155,400)	(19)
4410 Waterworks Administration					
01-4410-0934 TRANSFER FROM RESERVES			(3,300)		
01-4410-1110 REGULAR SALARIES	129,900	129,618	137,000	7,100	5
01-4410-1127 PAGER PAY	3,100	3,280	3,100	-	-
01-4410-1152 WAGE ACCRUAL(ANN.ADJ./AUDIT)		(2,871)		-	
01-4410-1510 EMPLOYEE BENEFITS	35,200	42,361	37,800	2,600	7
01-4410-1516 WSIB	4,000	3,887	3,900	(100)	(3)
01-4410-2130 OFFICE & STATIONERY SUPPLIES	5,300	7,183	6,500	1,200	23
01-4410-2410 FUEL/OPERATIONS	1,500	1,456	1,600	100	7
01-4410-3210 POSTAGE & FAX	8,200	7,677	8,200	-	-
01-4410-3310 AUDIT SERVICE	8,000	12,392	8,100	100	1
01-4410-3316 CONSULTANTS FEES	8,800	4,078	9,000	200	2
01-4410-3325 COMPUTER SERVICES/SUPPLIES	3,100	1,561	3,500	400	13
01-4410-4126 ADMINISTRATION FEE (INTERNAL)	51,700	51,700	52,200	500	1
01-4410-5213 TRANSFER TO RESERVE	10,000	10,000	10,000	-	-
Total 4410 Waterworks Administration	268,800	272,322	277,600	8,800	3
4420 Water Meters					
01-4420-1110 REGULAR SALARIES	9,300	9,088	8,200	(1,100)	(12)
01-4420-1510 EMPLOYEE BENEFITS	2,800	2,228	2,800	-	-
01-4420-1516 WSIB	300	294	200	(100)	(33)
01-4420-2214 UNIFORMS & CLOTHING	600	222	500	(100)	(17)
01-4420-2322 WATER METERS	32,100	54,201	33,300	1,200	4
Total 4420 Water Meters	45,100	66,033	45,000	(100)	(0)

	2023	2023	2024	BUDGET	BUDGET
USER FEES - Water	Approved	Actuals	Proposed	CHANGE	CHANGE
				\$	%
4430 Water Treatment Plant					
01-4430-0936 TRANSFER FROM RESERVE FUND			(600,000)	(600,000)	
01-4430-1110 REGULAR SALARIES	175,800	124,999	191,800	16,000	9
01-4430-1111 PART-TIME SALARIES	200	21,561	100	(100)	(50)
01-4430-1112 OVERTIME (TIME & HALF)	7,000	5,663	7,000	-	-
01-4430-1113 OVERTIME (DOUBLE)		403		-	
01-4430-1127 PAGER PAY	4,600	4,550	4,600	-	-
01-4430-1152 WAGE ACCRUAL(ANN.ADJ./AUDIT)		(5,009)		-	
01-4430-1510 EMPLOYEE BENEFITS	59,800	43,315	67,000	7,200	12
01-4430-1516 WSIB	6,100	5,028	6,000	(100)	(2)
01-4430-1519 EMPLOYEE ASSISTANCE PROGRAM		54		-	
01-4430-2214 UNIFORMS & CLOTHING	2,700	1,519	2,300	(400)	(15)
01-4430-2221 LAB SUPPLIES	2,600	2,436	2,700	100	4
01-4430-2233 GENERAL SUPPLIES & EQUIPMENT	16,000	15,270	17,000	1,000	6
01-4430-2510 CHLORINE & CHEMICALS	105,000	104,896	113,000	8,000	8
01-4430-2511 OTHER CHEMICALS (ALUMINUM SULPHATE PREV	54,400	24,881	47,100	(7,300)	(13)
01-4430-3110 PROF.DEV/TRAINING/TRAVEL	5,400	4,878	5,500	100	2
01-4430-3128 SUBSCRIPTIONS & MEMBERSHIPS	800	512	800	-	-
01-4430-3212 TELEPHONE	1,600	1,561	1,600	-	-
01-4430-3315 ENGINEERING	5,000	12,990		(5,000)	(100)
01-4430-3325 COMPUTER SERVICES/SUPPLIES	1,000	1,177	4,200	3,200	320
01-4430-3326 ANALYTICAL SERVICE	22,400	14,328	16,000	(6,400)	(29)
01-4430-3410 PROPERTY MAINTENANCE/PURCHASES	3,300	1,430	2,000	(1,300)	(39)
01-4430-3413 GENERAL EQUIPMENT MTCE/REPAIRS	159,400	110,322	150,400	(9,000)	(6)
01-4430-3623 MACHINERY RENTAL-"TOWN EQUIPMENT"		166		-	
01-4430-3710 INSURANCE (GENERAL)	54,000	55,197	59,000	5,000	9
01-4430-3712 WATER/SEWAGE	200	227	200	-	-
01-4430-3713 GAS (HEATING)	4,200	786	1,000	(3,200)	(76)
01-4430-3716 HYDRO (GENERAL SERVICE) #1	227,000	174,112	218,000	(9,000)	(4)
01-4430-3719 TAXES-BROCKTON (BRANT)	14,000	13,246	14,000	-	-
01-4430-5210 TCA PURCHASES			870,000	870,000	
01-4430-6000 AMORTIZATION EXPENSE - TCA	287,400		518,200	230,800	80
01-4430-6100 CHANGE IN INVESTMENT IN CAPITAL ASSETS	(287,400)		(518,200)	(230,800)	80
Total 4430 Water Treatment Plant	932,500	740,498	1,201,300	268,800	29
Total Water (User Fees)	-	71,624	-	-	

2024 BUDGET vs 2023 BUDGET

	2023	2023	2024	BUDGET	BUDGET
USER FEES - Sewer	Approved	Actuals	Proposed	CHANGE	CHANGE
				\$	%
<u>4600 Waste Water Treatment - Revenue</u>					
01-4600-0181 SEWER REVENUE	(2,312,100)	(2,135,611)	(2,500,000)	(187,900)	8
01-4600-0579 MISC FEES/CHARGES	4,000	(497)	(4,000)	(8,000)	(200)
01-4600-0652 FEE-PROCESSING SEWER WASTE	(39,000)	-28,229	(32,000)	7,000	(18)
Total 4600 Waste Water Treatment - Revenue	(2,347,100)	(2,164,337)	(2,536,000)	(188,900)	8
<u>4620 Waste Water Treatment Plant</u>					
01-4620-0936 TRANSFER FROM RESERVE FUND	(250,000)	(137,568)	(100,000)	150,000	(60)
01-4620-1110 REGULAR SALARIES	175,800	170,966	191,800	16,000	9
01-4620-1111 PART-TIME SALARIES	200	29,619	100	(100)	(50)
01-4620-1112 OVERTIME (TIME & HALF)	3,000	2,115	3,000	-	-
01-4620-1113 OVERTIME (DOUBLE)		77	-	-	-
01-4620-1127 PAGER PAY	4,600	4,550	4,600	-	-
01-4620-1152 WAGE ACCRUAL(ANN.ADJ./AUDIT)		(11,530)	-	-	-
01-4620-1510 EMPLOYEE BENEFITS	59,700	77,119	66,700	7,000	12
01-4620-1516 WSIB	6,000	7,039	5,800	(200)	(3)
01-4620-1519 EMPLOYEE ASSISTANCE PROGRAM		54	-	-	-
01-4620-2130 OFFICE & STATIONERY SUPPLIES	0	810	-	-	-
01-4620-2213 CLEANING/JANITORIAL SUPPLIES	2,000	351	1,000	(1,000)	(50)
01-4620-2214 UNIFORMS & CLOTHING	2,700	1,519	2,700	-	-
01-4620-2224 OIL & GREASE (BULK FOR MTCE.)	3,800	4,231	4,000	200	5
01-4620-2233 GENERAL SUPPLIES & EQUIPMENT	23,000	20,337	20,000	(3,000)	(13)
01-4620-2510 CHLORINE & CHEMICALS	17,500	16,640	18,200	700	4
01-4620-2511 ALUM SULPHATE/SODIUM BISULPHATE	75,000	82,364	89,000	14,000	19
01-4620-3110 PROF.DEV/TRAINING/TRAVEL	4,600	2,625	4,400	(200)	(4)
01-4620-3128 SUBSCRIPTIONS & MEMBERSHIPS	500	-	500	-	-
01-4620-3212 TELEPHONE	1,100	1,022	1,100	-	-
01-4620-3326 ANALYTICAL SERVICE	15,900	19,080	16,500	600	4
01-4620-3413 GENERAL EQUIPMENT MTCE/REPAIRS	93,700	65,784	73,100	(20,600)	(22)
01-4620-3527 SLUDGE REMOVAL CONTRACT	125,000	76,860	89,000	(36,000)	(29)
01-4620-3536 CANADIAN WASTE-BIN CONTRACT	5,200	5,200	5,700	500	10
01-4620-3623 MACHINERY RENTAL-"TOWN EQUIPMENT"	1,700	1,577	1,800	100	6
01-4620-3710 INSURANCE (GENERAL)	49,600	48,959	54,100	4,500	9
01-4620-3712 WATER/SEWAGE	24,000	35,345	26,000	2,000	8
01-4620-3713 GAS (HEATING)	4,200	4,997	5,700	1,500	36
01-4620-3716 HYDRO (GENERAL SERVICE) #1	307,000	245,291	260,000	(47,000)	(15)
01-4620-3726 TAXES - P.I.L	13,400	13,050	14,000	600	4
01-4620-5210 TCA PURCHASES	250,000	137,568	760,000	510,000	204
01-4620-6000 AMORTIZATION EXPENSE - TCA	263,200	-	320,400	57,200	22
01-4620-6100 CHANGE IN INVESTMENT IN CAPITAL ASSETS	(263,200)	-	(320,400)	(57,200)	22
Total 4620 Waste Water Treatment Plant	1,019,200	926,051	1,618,800	599,600	59
<u>4625 2019 Chev Silverado 1500</u>					
01-4625-2410 FUEL/OPERATIONS	6,800	6,535	8,500	1,700	25
Total 4625 2019 Chev Silverado 1500	6,800	6,535	8,500	1,700	25

	2023	2023	2024	BUDGET	BUDGET
USER FEES - Sewer	Approved	Actuals	Proposed	CHANGE	CHANGE
				\$	%
4630 Waste Water Treatment Administration					
01-4630-0934 TRANSFER FROM RESERVES			(3,300)		
01-4630-1110 REGULAR SALARIES	129,900	129,587	137,000	7,100	5
01-4630-1127 PAGER PAY	3,100	3,280	3,100	-	-
01-4630-1152 WAGE ACCRUAL(ANN.ADJ.AUDIT)		(2,871)		-	
01-4630-1510 EMPLOYEE BENEFITS	35,200	42,356	37,800	2,600	7
01-4630-1516 WSIB	4,000	3,886	3,900	(100)	(3)
01-4630-2130 OFFICE & STATIONERY SUPPLIES	5,700	7,159	6,200	500	9
01-4630-2410 FUEL/OPERATIONS	1,700	1,456	1,900	200	12
01-4630-3210 POSTAGE & FAX	8,000	7,677	8,000	-	-
01-4630-3310 AUDIT SERVICE	8,000	8,884	8,100	100	1
01-4630-3316 CONSULTANTS FEES	2,600		2,700	100	4
01-4630-3325 COMPUTER SERVICES/SUPPLIES	400	218	3,700	3,300	825
01-4630-4126 ADMINISTRATION FEE (INTERNAL)	51,700	51,700	52,200	500	1
01-4630-5213 TRANSFER TO RESERVE	10,000	10,000	10,000	-	-
Total 4630 Waste Water Treatment Administration	260,300	263,332	271,300	11,000	4
4640 Sanitary Sewers Maintenance					
01-4640-0873 DEVELOPER'S CONTRIBUTION	(41,000)	(28,540)	-		
01-4640-1110 REGULAR SALARIES	7,400	6,160	7,000	(400)	(5)
01-4640-1111 PART-TIME SALARIES	1,100	566	1,100	0	0
01-4640-1112 OVERTIME (TIME & HALF)	400	188	400		
01-4640-1510 EMPLOYEE BENEFITS	2,400	1,792	2,700	300	13
01-4640-1516 WSIB	300	227	200	(100)	(33)
01-4640-2240 MATERIALS	7,800	9,269	8,100	300	4
01-4640-3110 PROF.DEV./TRAINING/TRAVEL	500	211	1,200	700	140
01-4640-3128 SUBSCRIPTIONS & MEMBERSHIPS	200	280	200	0	0
01-4640-3532 CAMERA INSPECTION	2,400	-	1,200	-1,200	-50
01-4640-3623 MACHINERY RENTAL-"TOWN EQUIPMENT"	6,200	5,118	6,400	200	3
01-4640-3624 MACHINERY RENTAL-"OUTSIDE"	18,000	14,129	19,000	1,000	6
01-4640-5210 TCA PURCHASES	613,400	360,353	275,400	(338,000)	(55)
01-4640-5212 TRANSFER TO RESERVE FUND	440,700	440,700	313,500	(127,200)	(29)
Total 4640 Sanitary Sewers Maintenance	1,059,800	810,453	636,400	(423,400)	(40)
4650 Sanitary Sewer Pumphouse Maintenance					
01-4650-3716 HYDRO (GENERAL SERVICE) #1	800	628	800	-	-
01-4650-3726 TAXES - P.I.L	200	184	200	-	-
Total 4650 Sanitary Sewer Pumphouse Maintenance	1,000	812	1,000	-	-
Total Sewer (User Fees)	-	(157,154)	-	-	

SECTION 12 -- GARBAGE / RECYCLING / LANDFILL (Environmental)



Staffing Complement Includes:

1 Public Works Foreman (5% landfill)

1 Full-time Landfill Scale Attendant

3 Part-time Landfill Gate Attendants

1 Equipment Operator

Support staff provided by Utility Clerk and Administrative Assistant/Deputy Clerk

The Hanover/Walkerton landfill site is operated and managed by the Town of Hanover's Public Works Department as per the Joint Management Landfill Site Agreement with the Municipality of Brockton. The landfill site can accept waste from the Town of Hanover and former Town of Walkerton. All operating capital, closure and reserve expenditures are shared on a 50/50 basis. The 2015 Compactor is jointly owned by Hanover/Walkerton landfill site while the 2003 loader is owned by the Town of Hanover with the landfill site paying an equipment rental fee for its use. The municipality is responsible for managing garbage collection and recycling contracts in Hanover.

2023 Program Highlights

- Continuation of Environmental Assessment (EA) to review alternative methods to manage the leachate from the Hanover/Walkerton landfill site.
- Reviewed alternatives for implementation of food waste diversion for Hanover and Walkerton.

Goals and Objectives for 2024

1. Work with Marl Lakes and Lake Rosalind rate payer's association jointly on recommendations from Abell Pest Control to actively control the presence of seagulls.

Program Changes for 2024

- No program changes.

LOOKING AHEAD

- Continuing to review operations and programs to increase site life.
- Blue box program transition to full producer responsibility for Hanover on January 1st, 2025. Provides for 100% of costs recycling being the responsibility of the producers. This excludes ineligible sources such as industrial, commercial and institutional (ICI) locations.

2024 BUDGET vs 2023 BUDGET


	2023	2023	2024	BUDGET	BUDGET
GARBAGE & RECYCLING	Approved	Actuals	Proposed	CHANGE	CHANGE
				\$	%
4520 Garbage Collection					
01-4520-0559 BAG TAG FEES	(210,000)	(223,045)	(220,000)	(10,000)	5
01-4520-0579 MISC REVENUE			(27,500)		
01-4520-1110 REGULAR SALARIES	6,300	4,984	5,900	(400)	(6)
01-4520-1111 PART-TIME SALARIES		2,341		0	
01-4520-1112 OVERTIME (TIME & HALF)		85			
01-4520-1152 WAGE ACCRUAL(ANN.ADJ.AUDIT)		(392)			
01-4520-1510 EMPLOYEE BENEFITS	2,000	1,646	2,100	100	5
01-4520-1516 WSIB	200	242	200	0	0
01-4520-2240 MATERIALS	3,800	7,106	42,000	38,200	1,005
01-4520-3519 GARBAGE COLLECTION CONTRACT	77,800	83,548	81,800	4,000	5
01-4520-3535 BAG TAG RESALE CONTRACT	8,000	8,468	8,300	300	4
01-4520-3536 SOUTH GREY CONDO	14,300	14,195	15,000	700	5
01-4520-3623 MACHINERY RENTAL-"TOWN EQUIPMENT"	4,200	3,476	4,400	200	5
Total 4520 Garbage Collection	(93,400)	(97,346)	(87,800)	5,600	(6)
4530 Recycling - Blue Box Collection					
01-4530-0521 ONTARIO STEWARDSHIP FUNDING	(72,000)	(121,913)	(103,000)	-31,000	43
01-4530-0579 FEES/MISC.CHARGES	(200)	(140)	(200)		
01-4530-2240 MATERIALS	4,200	3,512	4,300	100	2
01-4530-3519 RECYCLING CONTRACT	220,000	202,078	230,000	10,000	5
Total 4530 Recycling - Blue Box Collection	152,000	83,537	131,100	-20,900	-14
4540 Landfill - Transfer to					
01-4540-2240 TRANSFER TO LANDFILL	190,000	190,000	200,000	10,000	5
01-4540-4127 INTERNAL INTEREST EXPENSE	9,600	9,570	9,000	(600)	(6)
01-4540-5212 TRANSFER TO RESERVE FUND	35,200	35,160	35,700	500	1
01-4540-5213 TRANSFER TO RESERVES	50,000	50,000	50,000	0	
Total 4540 Landfill - Transfer to	284,800	284,730	294,700	9,900	3
Total Garbage & Recycling	343,400	270,921	338,000	(5,400)	(1.57)

2024 BUDGET vs 2023 BUDGET

LANDFILL	2023 Approved	2023 Actuals	2024 Proposed	BUDGET CHANGE \$	BUDGET CHANGE %
4500 Hanover Walkerton Landfill Site					
31-4500-0521 GRANTS & SUBSIDIES	(7,100)	(4,198)	(4,500)	2,600	(37)
31-4500-0536 FEES-TIRES		(215)		-	
31-4500-0560 FEES-APPLIANCES	(700)	(336)	(500)	200	(29)
31-4500-0561 FEES-RESIDENTS(CASH CUST.)	(200,000)	(230,881)	(210,000)	(10,000)	5
31-4500-0562 FEES-COMMERCIAL ACCOUNTS	(540,000)	(514,785)	(560,000)	(20,000)	4
31-4500-0579 MISC. FEES	(23,000)	(18,659)	(16,000)	7,000	(30)
31-4500-0747 FARMLAND LEASE	(6,400)	-6,440	(6,400)	-	0
31-4500-0922 MONTHLY BANK INTEREST	(6,000)	(59,728)	(40,000)	(34,000)	567
31-4500-0945 TRANSFER FROM TOWN OF HANOVER	(190,000)	(190,000)	(200,000)	(10,000)	5
31-4500-0946 TRANSFER FROM MUN. OF BROCKTON	(190,000)	(190,000)	(200,000)	(10,000)	5
31-4500-1110 REGULAR SALARIES	92,500	117,779	96,200	3,700	4
31-4500-1111 PART-TIME SALARIES	62,200	57,731	68,100	5,900	9
31-4500-1112 OVERTIME (TIME & HALF)	400	1,101	400	-	0
31-4500-1152 WAGE ACCRUAL(ANN.ADJ./AUDIT)		(6,996)		-	
31-4500-1510 EMPLOYEE BENEFITS	42,400	49,220	47,200	4,800	11
31-4500-1516 WSIB	5,100	5,868	4,800	(300)	(6)
31-4500-1519 EMPLOYEE ASSISTANCE PROGRAM (EAP)		81		-	
31-4500-2214 UNIFORMS & CLOTHING	1,000	451	1,000	-	0
31-4500-3110 PROF.DEV./TRAINING/TRAVEL	600	60	700	100	17
31-4500-3210 POSTAGE & FAX	700	646	700	-	0
31-4500-3212 TELEPHONE	1,200	1,061	1,200	-	0
31-4500-3215 PRINTING & ADVERTISING			500	500	
31-4500-3217 SECURITY MONITORING	500	21		(500)	(100)
31-4500-3310 AUDIT SERVICE	5,300	5,205	5,300	-	0
31-4500-3311 LEGAL SERVICE/CONSULTANTS	50,000	30,330	20,000	(30,000)	(60)
31-4500-3325 COMPUTER SERVICES/SUPPLIES	600	132	2,300	1,700	283
31-4500-3410 PROPERTY MAINTENANCE/PURCHASES	2,100	2,223	2,200	100	5
31-4500-3415 ROAD MAINTENANCE/REPAIRS	6,800	4,066	5,300	(1,500)	(22)
31-4500-3507 WEIGH SCALE MTC CONTRACT	6,600	6,146	6,800	200	3
31-4500-3526 ANN.MONITORING(ENGINEER)	71,000	61,002	71,100	100	0
31-4500-3527 LEACHATE HAULING	193,000	118,586	176,000	(17,000)	(9)
31-4500-3546 HOUSEHOLD HAZARDOUS WASTE	15,000	15,196	15,000	-	0
31-4500-3555 RECYCLING/WASTE DIVERSION	60,100	33,826	63,000	2,900	5
31-4500-3614 LABORATORY SERVICES	17,500	18,625	18,000	500	3
31-4500-3623 MACHINERY RENTAL-"TOWN EQUIPMENT"	44,500	49,671	46,300	1,800	4
31-4500-3624 MACHINERY RENTAL-"OUTSIDE"	18,500	8,650	12,700	(5,800)	(31)
31-4500-3710 INSURANCE (GENERAL)	12,900	12,565	13,200	300	2
31-4500-3716 HYDRO (GENERAL SERVICE) #1	2,800	2,414	3,000	200	7
31-4500-3719 TAXES-BROCKTON-(BRANT)	9,600	9,502	10,000	400	4
31-4500-4121 MERCHANT FEES	800	823	800	-	0
31-4500-4126 ADMINISTRATION FEE (INTERNAL)	73,500	73,500	75,000	1,500	2
31-4500-4410 CASHIER OVER/SHORT		(55)		-	
31-4500-5213 TRANSFER TO RESERVES	309,700		406,200	96,500	31
31-4500-6000 AMORTIZATION EXPENSE - TCA	220,800		220,800	-	0
31-4500-6100 CHANGE IN INVESTMENT IN CAPITAL ASSETS	(220,800)		(220,800)	-	0
Total 4500 Hanover Walkerton Landfill Site	(56,300)	(535,812)	(64,400)	(8,100)	14
Total 4500 Hanover Walkerton Landfill Site	(56,300)	(535,812)	(64,400)	(8,100)	14
4550 2015 Cat 816F Compactor					
4550 2015 Cat 816F Compactor					
31-4550-2410 FUEL/OPERATIONS	43,300	59,456	50,800	7,500	17

				BUDGET	BUDGET
	2023	2023	2024	CHANGE	CHANGE
LANDFILL	Approved	Actuals	Proposed	\$	%
Total 4550 2015 Cat 816F Compactor	43,300	59,456	50,800	7,500	17
Total 4550 2015 Cat 816F Compactor	43,300	59,456	50,800	7,500	17
4560 Densifier - Styrofoam					
4560 Densifier - Styrofoam					
31-4560-3525 CONTRACTED STAFF	13,000	12,704	13,600	600	5
Total 4560 Densifier - Styrofoam	13,000	12,704	13,600	600	5
Total 4560 Densifier - Styrofoam	13,000	12,704	13,600	600	5
Total Landfill	-	(463,652)	-	-	

SECTION 13 -- PARKS, RECREATION & CULTURE (Recreation)



Staffing Complement Includes:

- 1 Director of Parks, Recreation & Culture
 - 1 Manager Parks & Recreation Facilities
 - 1 Parks & Facilities Lead Hand
 - 3.5 Parks & Facility Operators (3 F/T, 1 P/T)
 - 4 Custodians (4 P/T)
 - 1 Horticultural Landscape Attendant (Seasonal)
 - 5 Parks & Horticultural Summer Students
 - 3 Facility Event Workers (P/T students)
 - 1 Aquatic Supervisor
 - 1 Aquatic Assistant
 - 22 – 27 Aquatic Staff (P/T; majority students)
 - 1 Programs Supervisor
 - 7 Summer Camp Staff (students)
 - 1 – 5 Program Staff (P/T students)
 - 1 Administrative Supervisor
 - 3 Customer Service Clerks (P/T)
-

Our Mission | Working in partnership with the community, we create opportunities for leisure activities, facilitate sustainable quality facilities, and support healthy lifestyles for all ages and abilities. We are a centre of excellence for our facilities and programs.

Our Vision | We are a community that provides an inclusive and sustainable system of experiences that celebrates the Town's heritage, culture and natural landscape while promoting a healthy actively lifestyle.

Department functions and responsibilities include:

Parks & Outdoor Operations | Hanover Park | Neighbourhood Parks and Green Spaces | Ball Parks | Athletic Fields | Binkley Paterson Pavilion | Heritage Square | Commemorative Grove | Trails System | Service Vehicles and Equipment

Aquatics | Facility Operation | Program Implementation

Recreation Administration | Facility Rentals & Program Registration | Customer Service |

Heritage, Age-Friendly, PRC Advisory and Cultural Round Table Committees

Recreation Programs | Children's Summer Camp & PA Day programming | Special Events | General Programs | Senior Games | Swim Lessons & Advanced courses | Disc Golf

Recreation Facilities | Administration | Arena – winter and summer operations | Concession and Vending |

2023 Program Highlights

- Provision of high-quality programs and healthy lifestyle opportunities for Hanover and area residents
- Heritage Square stage cover project was completed.
- Trail Bridges Project continues. After a successful tender process, the Contractor Urban Link was hired and construction began Nov. 27th
- Build Back Better Assistance implementation | 3rd year and final year for this COVID recovery incentive.
- Age Friendly highlights:
 - Senior Star newsletter sent to Hanover Residents in early February.
 - Hosted a successful Seniors Expo with a focus on mental health in March
 - hosted Hanover Senior 55+ events from April- May with a wrap up social
- Parks Assessment recommendation and objectives developed with PRC Advisory Committee input continuing to move these objectives forward. New playground equipment at Bob Steers Legion Park purchased. Install deferred until early Spring of 2024
- Trails 'Eyes and Ears' volunteer program continued.
- Cultural Roundtable participation and staff support for Music in the Square events.
- Special event successes – Family Day | Earth Day | Canada Day
- New 2023 Olympia Millennium (former 2010 Olympia) ice resurfacers purchased. Delivery is expected at the end of January 2024.
- Unplanned work completed included:
 - Parks and Outdoor Operations - irrigation repair at Heritage Square, Town Park Sewer line failure, and equipment repairs: (Kubota: Hydraulic Leak & wire harness repair, Tri Plex Mower: PTO failure & replacement)
 - Refrigeration plant repairs (\$14,000 in unplanned repairs; Brine Pump repairs, fresh air activator motor replacement, condenser fan service, snow pit coil service, Repaired leak in drain pan, replaced discharge valve/ compressor)
 - P&H Centre HVAC- (\$23,000 in unplanned repairs with roof top HVAC units; Compressor replacement in both units, main board replacement in condenser, replace expansion valve coil, control board replacement)
- Support, assist and provide input to other corporate partners such as Emergency Management group.
- Completed facility improvements at the P&H Centre including: additional security cameras added, radiator replacement, and a structural analysis was completed.
- Disc Golf Committee completed fundraising and a 9-hole disc golf course was constructed at Town Park.
- A total of 512 Children participated in the summer day camp programming in July & August
- New programs were introduced including: Zumba and Gentle Aquafit,
- A Splash Pad/ Centre of Excellence Feasibility study was completed providing pre-design planning and cost estimation for splash pad and COE park development(s).
- Splash Pad committee development and fundraising campaign launched.
- East end trail loop Environmental Impact (EIS) Study and Saugeen Valley consultation completed.
- Aquatic Centre won M.G. Griffiths Cup for the 9th time.
- Hosted Owen Sound Attack hockey game at the P&H Centre in Sept. to a sold-out crowd.

Goals and Objectives for 2024

1. Continue to enhance the quality of life for residents by offering opportunities that encourage healthy living
2. Maintain greenspaces, playgrounds and facilities that are safe, clean, accessible and welcoming to all.
3. Trail Bridges project construction continuation. It is anticipated the current construction schedule will enable the trail system to be re-opened for 2024 summer months.
4. Implementing the following new programs including: Low Ratio Swim Lessons, Gentle Fitness and Intro to Hockey.
5. Splash pad fundraising campaign moving from the quiet phase to a public campaign to raise funds for the project.
6. Outdoor ice rink implementation at Kinsmen Ball Park with volunteer support
7. Launch age friendly business campaign encouraging and recognizing local businesses who adopt age friendly initiatives.
8. Proposed capital includes: professional costs to move the splash pad project further and Centre of Excellence Park Phase 1 implementation, east end trail loop development, P&H Centre boiler replacement, Kubota replacement, additional fencing at Kinsmen Ball Park, Main pool filter and whirlpool jet pump motor replacement, upgrading the Arena lighting to LED fixtures, and the ice plant condenser replacement.
9. Proposed parks and outdoor operations projects include: outdoor signage upgrade (phased), add additional tee off locations to the 9 Hole Disc Golf Course at Town Park, South line and Soccer field trail repair, Ball Diamond surface material and replacing the water pump at Heritage Square water feature.
10. Continued Parks, Recreation & Culture Master Plan implementation with PRC Advisory Committee
11. Continue with Parks assessment objectives with a focus on Centre of Excellence Park
12. Continue with Heritage Committee building recognition sign project.
13. Support and assist other departments with initiatives that include parks, recreation and culture aspects.

Program Changes for 2024

- Outdoor ice rink implementation

LOOKING AHEAD

- Trail bridge construction project completion.
- East end trail loop completion.
- Splash Pad & Centre of Excellence Park next steps and development.

RECREATION SUMMARY

2024 INCREASE/DECREASE OVER 2023

(MUNICIPALITIES SHARE ONLY)

TOTAL

BUDGET	2023	2024	NET	INC./DEC.
RECREATION	\$2,377,200	\$2,386,100	\$8,900	0.37%
Parks	\$400,400	\$524,800	\$124,400	31.07%
Aquatic	\$832,800	\$730,400	(\$102,400)	-12.30%
Admin	\$250,400	\$271,600	\$21,200	8.47%
Programs	\$54,800	\$52,600	(\$2,200)	-4.01%
Facilities	\$838,800	\$806,700	(\$32,100)	-3.83%
	\$2,377,200	\$2,386,100	\$8,900	0.37%

2024 INCREASE/DECREASE OVER 2023

(MUNICIPALITIES SHARE ONLY)

OPERATING

BUDGET	2023	2024	NET	INC./DEC.
RECREATION	\$2,173,500	\$2,294,600	\$121,100	5.57%
Parks	\$308,200	\$433,300	\$125,100	40.59%
Aquatic	\$782,800	\$730,400	(\$52,400)	-6.69%
Admin	\$250,400	\$271,600	\$21,200	8.47%
Programs	\$54,800	\$52,600	(\$2,200)	-4.01%
Facilities	\$777,300	\$806,700	\$29,400	3.78%
	\$2,173,500	\$2,294,600	\$121,100	5.57%

\$121,100

2024 INCREASE/DECREASE OVER 2023

(MUNICIPALITIES SHARE ONLY)

CAPITAL

BUDGET	2023	2024	NET	INC./DEC.
RECREATION	\$203,700	\$91,500	(\$112,200)	-55.08%
Parks	\$92,200	\$91,500	(\$700)	-0.76%
Aquatic	\$50,000	\$0	(\$50,000)	-100.00%
Admin	\$0	\$0	\$0	
Programs	\$0	\$0	\$0	
Facilities	\$61,500	\$0	(\$61,500)	-100.00%
TOTAL	\$203,700	\$91,500	(\$112,200)	-55.08%

2024 BUDGET vs 2023 BUDGET

	2023 Approved	2023 Actuals	2024 Proposed	BUDGET CHANGE \$	BUDGET CHANGE %
PARKS & RECREATION					
7100 Parks & Outdoor Facilities					
01-7100-0511 CANADA CONDITIONAL GRANT	(375,800)	(304,104)	(623,800)	(248,000)	66
01-7100-0518 DONATIONS	(60,100)	(15,750)	(121,700)	(61,600)	102
01-7100-0521 ONTARIO CONDITIONAL GRANTS	(313,200)	(249,079)	(527,300)	(214,100)	68
01-7100-0579 FEES/MISC. CHARGES		(719)	(1,163,600)	(1,163,600)	
01-7100-0616 PARK PAVILLION	(1,700)	(1,600)	(1,700)	-	-
01-7100-0617 CAMPGROUND	(300)			300	(100)
01-7100-0879 DEVELOPERS AGREEMENT-PARK LAND		(11,250)		-	
01-7100-0934 TRANSFER FROM RESERVES	(221,700)	(259,687)	(145,300)	76,400	(34)
01-7100-0999 PROCEEDS ON TCA DISPOSALS			(5,000)	(5,000)	
01-7100-1110 REGULAR SALARIES	36,500	38,949	36,500	-	-
01-7100-1111 PART-TIME SALARIES	33,800	39,862	36,000	2,200	7
01-7100-1112 OVERTIME (TIME & HALF)	1,100	240	1,100	-	-
01-7100-1113 OVERTIME (DOUBLE)		114		-	
01-7100-1152 WAGE ACCRUAL(ANN.ADJ./AUDIT)		(145)		-	
01-7100-1510 EMPLOYEE BENEFITS	16,000	17,028	17,300	1,300	8
01-7100-1516 WSIB	2,300	2,596	2,200	(100)	(4)
01-7100-3410 PROPERTY MAINTENANCE/JANITORIAL	2,500	4,284	3,000	500	20
01-7100-3413 GENERAL EQUIPMENT MTCE/REPAIRS	3,400	7,668	4,500	1,100	32
01-7100-3416 WINTER OPERATIONS (Outdoor Rink)		11,646	1,700	1,700	
01-7100-3419 PARKS AREAS MTCE/REPAIRS	27,000	26,222	61,900	34,900	129
01-7100-3623 MACHINERY RENTAL-"TOWN EQUIPMENT"	23,300	26,399	25,000	1,700	7
01-7100-3710 INSURANCE (GENERAL)	40,200	43,686	50,500	10,300	26
01-7100-3712 WATER/SEWAGE	700	544	700	-	-
01-7100-3716 HYDRO-PARKS/ENTRANCE SIGNS	3,500	3,803	3,500	-	-
01-7100-5210 TCA PURCHASES	1,028,000	883,080	2,665,000	1,637,000	159
01-7100-5213 TRANSFER TO RESERVE	15,000	26,250	20,700	5,700	38
Total 7100 Parks & Outdoor Facilities	260,500	290,037	341,200	80,700	31
7101 Parks - Ball Parks					
01-7101-0618 BALL PARKS	(15,800)	(16,435)	(16,500)	(700)	4
01-7101-1110 REGULAR SALARIES	22,500	19,108	23,700	1,200	5
01-7101-1111 PART-TIME SALARIES	7,300	7,204	7,600	300	4
01-7101-1510 EMPLOYEE BENEFITS	7,800	6,579	8,400	600	8
01-7101-1516 WSIB	1,000	864	900	(100)	(10)
01-7101-3417 BALL PARK MAINTENANCE	11,600	14,060	11,600	-	-
01-7101-3623 MACHINERY RENTAL-"TOWN EQUIPMENT"	5,200	7,281	6,000	800	15
01-7101-3717 HYDRO - BALL PARK LIGHTING	1,200	942	1,000	(200)	(17)
Total 7101 Parks - Ball Parks	40,800	39,603	42,700	1,900	5
7102 Parks - Athletic Fields (Soccer)					
01-7102-0619 ATHLETIC FIELDS	(5,200)	(7,036)	(6,800)	(1,600)	31
01-7102-1110 REGULAR SALARIES	22,500	12,389	23,700	1,200	5
01-7102-1111 PART-TIME SALARIES	7,300	2,886	7,600	300	4
01-7102-1510 EMPLOYEE BENEFITS	7,800	3,842	8,400	600	8
01-7102-1516 WSIB	1,000	504	900	(100)	(10)
01-7102-3418 ATHLETIC FIELDS MAINTENANCE	4,000	7,641	5,400	1,400	35
01-7102-3623 MACHINERY RENTAL-"TOWN EQUIPMENT"	2,900	2,660	2,900	-	-
Total 7102 Parks - Athletic Fields (Soccer)	40,300	22,886	42,100	1,800	4

	2023	2023	2024	BUDGET	BUDGET
	Approved	Actuals	Proposed	CHANGE	CHANGE
PARKS & RECREATION				\$	%
7103 Flower Watering - Other					
01-7103-1110 REGULAR SALARIES		295		-	
01-7103-1111 PART-TIME SALARIES	1,600	2,572	1,800	200	13
01-7103-1510 EMPLOYEE BENEFITS	200	409	200	-	-
01-7103-1516 WSIB	100	94	100	-	
01-7103-3623 MACHINERY RENTAL-"TOWN EQUIPMENT"	1,800	2,987	3,000	1,200	67
Total 7103 Flower Watering - Other	3,700	6,357	5,100	1,400	38
7119 Binkley/Paterson Pavilion					
01-7119-0629 MEETING ROOM/KITCHEN	(200)	(168)	(200)	-	-
01-7119-1110 REGULAR SALARIES		727		-	
01-7119-1111 PART-TIME SALARIES		241		-	
01-7119-1510 EMPLOYEE BENEFITS		263		-	
01-7119-1516 WSIB		32		-	
01-7119-3410 MAINTENANCE/JANITORIAL	1,100	2,186	1,200	100	9
01-7119-3623 MACHINERY RENTAL-"TOWN EQUIPMENT"		209	200	200	
01-7119-3712 WATER/SEWAGE	600	1,496	1,500	900	150
01-7119-3713 GAS (HEATING)	500	695	600	100	20
01-7119-3716 HYDRO (GENERAL SERVICE) #1	400	543	500	100	25
Total 7119 Binkley/Paterson Pavilion	2,400	6,224	3,800	1,400	58
7130 Parks - Hanover Heritage Square					
01-7130-1110 REGULAR SALARIES	7,100	4,011	6,500	(600)	(8)
01-7130-1111 PART-TIME SALARIES	25,200	13,582	27,900	2,700	11
01-7130-1152 WAGE ACCRUAL(ANN.ADJ./AUDIT)		(141)		-	
01-7130-1510 EMPLOYEE BENEFITS	5,600	3,041	6,800	1,200	21
01-7130-1516 WSIB	1,100	574	1,000	(100)	(9)
01-7130-3412 GROUNDS/PROPERTY MTCE/IMPROVE.	4,200	5,706	4,200	-	-
01-7130-3438 FURNISHINGS & AMENITIES	1,300		9,400	8,100	623
01-7130-3442 TREES/LANDSCAPING	2,100	1,869	2,100	-	-
01-7130-3623 MACHINERY RENTAL-"TOWN EQUIPMENT"	1,800	1,435	1,500	(300)	(17)
01-7130-3712 WATER/SEWAGE	1,000	1,344	1,200	200	20
01-7130-3716 HYDRO (GENERAL SERVICE) #1	1,600	1,922	1,800	200	13
01-7130-5210 TCA PURCHASES		6,834		-	
Total 7130 Parks - Hanover Heritage Square	51,000	40,177	62,400	11,400	22
7131 Parks - Millenium Commemorative Grove					
01-7131-1110 REGULAR SALARIES	2,500	38	2,600	100	4
01-7131-1111 PART-TIME SALARIES	12,200	1,634	13,600	1,400	11
01-7131-1510 EMPLOYEE BENEFITS	2,600	273	3,400	800	31
01-7131-1516 WSIB	500	54	500	-	-
01-7131-2315 COMMEMORATIONS	1,200	160	1,100	(100)	(8)
01-7131-3623 MACHINERY RENTAL-"TOWN EQUIPMENT"	1,800	558	1,500	(300)	(17)
Total 7131 Parks - Millenium Commemorative Grove	20,800	2,717	22,700	1,900	9
7140 Town Equipment					
01-7140-0953 TOWN EQUIPMENT RENTAL RECOVERY	-41,000	(46,730)	(41,900)	(900)	2
01-7140-0999 PROCEEDS ON TCA DISPOSALS		(7,600)			
Total 7140 Town Equipment	-41,000	(54,330)	(41,900)	(900)	2
7141 2024 Ford F 350 with dump box (former 2001 Chev 1 Ton (green)					
01-7141-2410 FUEL/OPERATIONS	0	2,804	23,200	23,200	
Total 7141 2024 Ford F 350 with dump box (former 2001 Chev	0	2,804	23,200	23,200	

	2023	2023	2024	BUDGET	BUDGET
	Approved	Actuals	Proposed	CHANGE	CHANGE
PARKS & RECREATION				\$	%
7142 2014 John Deere Tractor					
01-7142-2410 FUEL/OPERATIONS	1,800	1,987	1,900	100	6
Total 7142 2014 John Deere Tractor	1,800	1,987	1,900	100	6
7143 2020 Chev Silverado 2500					
01-7143-2410 FUEL/OPERATIONS	4,500	9,149	5,200	700	16
Total 7143 2020 Chev Silverado 2500	4,500	9,149	5,200	700	16
7144 2012 Kubota Mower/Blower					
01-7144-2410 FUEL/OPERATIONS	3,000	6,298	2,500	(500)	(17)
Total 7144 2012 Kubota Mower/Blower	3,000	6,298	2,500	(500)	(17)
7146 2019 Dodge Ram Truck 2500					
01-7146-2410 FUEL/OPERATIONS	4,000	7,887	4,800	800	20
Total 7146 2019 Dodge Ram Truck 2500	4,000	7,887	4,800	800	20
7147 Ferris Riding Lawn Mower					
01-7147-2410 FUEL/OPERATIONS	1,300	2,790	1,800	500	38
Total 7147 Ferris Riding Lawn Mower	1,300	2,790	1,800	500	38
7148 2014 Dodge Ram Truck					
01-7148-2410 FUEL/OPERATIONS	7,300	7,160	7,300	-	-
Total 7148 2014 Dodge Ram Truck	7,300	7,160	7,300	-	-
7210 Aquatic - Facility					
01-7210-0518 DONATIONS			(1,000)	(1,000)	
01-7210-0590 LOCKER RENTAL REVENUE	(2,200)	(1,954)	(1,900)	300	(14)
01-7210-0934 TRANSFER FROM RESERVES	(50,000)		(130,500)	(80,500)	
01-7210-0936 TRANSFER FROM RESERVE FUNDS	(150,000)		(366,500)	(216,500)	
01-7210-1110 REGULAR SALARIES	67,400	67,369	65,000	(2,400)	(4)
01-7210-1111 PART-TIME SALARIES	45,600	32,599	40,900	(4,700)	(10)
01-7210-1112 OVERTIME (TIME & HALF)	800	442	800	-	-
01-7210-1113 OVERTIME (DOUBLE)		207		-	
01-7210-1152 WAGE ACCRUAL(ANN.ADJ./AUDIT)		(3,512)		-	
01-7210-1510 EMPLOYEE BENEFITS	27,000	24,925	26,500	(500)	(2)
01-7210-1516 WSIB	3,700	3,301	3,100	(600)	(16)
01-7210-1519 EMPLOYEE ASSISTANCE PROGRAM		54		-	
01-7210-2213 CLEANING/JANITORIAL SUPPLIES	6,000	10,127	6,500	500	8
01-7210-2261 TRAINING-M/E OPERATIONS	1,800		1,800	-	-
01-7210-2265 OPERATIONS-M/E EQUIPMENT	17,300	34,476	21,800	4,500	26
01-7210-2519 WATER TREATMENT	12,000	24,721	20,500	8,500	71
01-7210-3410 PROPERTY MAINTENANCE/PURCHASES	25,000	25,431	11,100	(13,900)	(56)
01-7210-3623 MACHINERY RENTAL-"TOWN EQUIPMENT"		189	200	200	
01-7210-3710 INSURANCE (GENERAL)	32,500	31,960	35,400	2,900	9
01-7210-3712 WATER/SEWAGE	6,500	8,138	7,000	500	8
01-7210-3713 GAS (HEATING)	71,500	84,037	71,500	-	-
01-7210-3716 HYDRO (GENERAL SERVICE) #1	105,000	91,175	105,000	-	-
01-7210-5210 TCA PURCHASES	250,000	13,999	497,000	247,000	99
01-7210-5213 TRANSFER TO RESERVE	20,000	56,000	20,000	-	-
Total 7210 Aquatic - Facility	489,900	503,684	434,200	(55,700)	(11)
7211 Aquatic - Classroom					
01-7211-0601 CLASSROOM	(6,000)	(6,965)	(6,500)	(500)	8
01-7211-1110 REGULAR SALARIES	4,000	995	3,800	(200)	(5)
01-7211-1111 PART-TIME SALARIES	1,300	588	1,800	500	38
01-7211-1152 WAGE ACCRUAL(ANN.ADJ./AUDIT)		(6)		-	
01-7211-1510 EMPLOYEE BENEFITS	1,600	387	1,600	-	-
01-7211-1516 WSIB	200	52	200	-	-
Total 7211 Aquatic - Classroom	1,100	(4,949)	900	(200)	(18)

	2023	2023	2024	BUDGET	BUDGET
	Approved	Actuals	Proposed	CHANGE	CHANGE
PARKS & RECREATION				\$	%
7212 Aquatic - Lounge					
01-7212-0602 ACTIVITY LOUNGE	(3,500)	(6,123)	(5,000)	(1,500)	43
01-7212-1110 REGULAR SALARIES	4,000	945	3,800	(200)	(5)
01-7212-1111 PART-TIME SALARIES	1,300	555	1,800	500	38
01-7212-1152 WAGE ACCRUAL(ANN.ADJ./AUDIT)		(5)			
01-7212-1510 EMPLOYEE BENEFITS	1,600	360	1,600	-	-
01-7212-1516 WSIB	200	49	200	-	-
Total 7212 Aquatic - Lounge	3,600	(4,219)	2,400	(1,200)	(33)
7220 Aquatic - Programs					
01-7220-0568 INSTR. COURSES RESOURCES	(8,500)	(7,500)	(8,500)	-	-
01-7220-0581 GENERAL ADMISSIONS	(58,000)	(51,332)	(60,000)	(2,000)	3
01-7220-0584 RENTALS-PRIVATE	(68,000)	(90,838)	(82,800)	(14,800)	22
01-7220-0585 RENTALS-SCHOOLS	-8,000	(524)	(5,000)	3,000	(38)
01-7220-0588 AQUATICS GENERAL PROGRAMS	0	(246)		-	
01-7220-0589 AQUATICS ADVANCED TRAINING	(22,000)	(21,956)	(22,000)	-	-
01-7220-0598 AQUATICS, INSTRUCTIONAL	(95,000)	(125,735)	(118,500)	(23,500)	25
01-7220-0605 RESOURCES-UNIFORMS	(2,800)	(213)	(2,500)	300	(11)
01-7220-0607 PASS/MEMB. - PRESCHOOL/STUDENT	(1,000)	(1,126)	(1,000)	-	-
01-7220-0608 PASSES/MEMBERSHIPS - ADULT	(55,000)	(60,700)	(60,700)	(5,700)	10
01-7220-0609 PASSES/MEMBERSHIPS - FAMILY	(8,000)	(7,902)	(7,000)	1,000	(13)
01-7220-1110 REGULAR SALARIES	126,000	70,427	129,400	3,400	3
01-7220-1111 PART-TIME SALARIES	405,900	387,413	392,400	(13,500)	(3)
01-7220-1112 OVERTIME (TIME & HALF)		2,704		-	
01-7220-1152 WAGE ACCRUAL(ANN.ADJ./AUDIT)		(17,491)		-	
01-7220-1510 EMPLOYEE BENEFITS	77,800	58,958	84,200	6,400	8
01-7220-1516 WSIB	17,300	15,222	15,300	(2,000)	(12)
01-7220-1519 EMPLOYEE ASSISTANCE PROGRAM		242		-	
01-7220-2214 UNIFORMS & CLOTHING	3,300	1,424	3,400	100	3
01-7220-2218 FIRST AID/SAFETY EQUIPMENT	2,500	391	2,400	(100)	(4)
01-7220-2219 AQUATIC MANUALS/EXAMS	9,400	10,364	9,500	100	1
01-7220-2230 AQUATICS - AWARDS	2,500	467	2,000	(500)	(20)
01-7220-2260 TRAINING/PD AQUATICS	5,000	4,722	4,600	(400)	(8)
01-7220-2263 AQUATIC PROGRAMS SUPPLIES	4,100	3,359	8,300	4,200	102
01-7220-2264 AQUATICS-MARKETING/PROMOTION	2,200	299	1,300	(900)	(41)
01-7220-2266 STATIONERY/COPYING	2,700	1,912	2,300	(400)	(15)
01-7220-3212 TELEPHONE	1,300	1,288	1,300	-	-
01-7220-3525 CONTRACT STAFF	4,500	4,625	4,500	-	-
Total 7220 Aquatic - Programs	338,200	178,254	292,900	(45,300)	(13)
7300 Recreation Administration					
01-7300-0521 ONTARIO CONDITIONAL GRANTS	-7,600	(8,149)		7,600	(100)
01-7300-0579 MISC. FEES/CHAMBER OF COMMERCE FEES		(143)			
01-7300-0641 DUPLICATING SERVICES	(3,200)	(1,715)	(2,800)	400	(13)
01-7300-0643 EQUIPMENT RENTAL CHARGES	(100)	(71)	(100)	-	-
01-7300-0934 TRANSFER FROM RESERVES			(19,900)		
01-7300-1110 REGULAR SALARIES	123,200	177,883	129,300	6,100	5
01-7300-1111 PART-TIME SALARIES	22,500	24,379	24,100	1,600	7
01-7300-1152 WAGE ACCRUAL(ANN.ADJ./AUDIT)		(6,168)		-	
01-7300-1510 EMPLOYEE BENEFITS	44,600	63,112	49,500	4,900	11
01-7300-1516 WSIB	4,800	6,643	4,500	(300)	(6)
01-7300-1519 EMPLOYEE ASSISTANCE PROGRAM		81		-	
01-7300-2110 OFFICE EQUIPMENT/FURNITURE	1,000	325	1,000	-	-
01-7300-2130 OFFICE & STATIONERY SUPPLIES	3,500	4,456	3,500	-	-
01-7300-3110 PROF.DEV/TRAINING/TRAVEL	4,700	2,429	4,700	-	-
01-7300-3128 SUBSCRIPTIONS & MEMBERSHIPS	500	363	500	-	-
01-7300-3132 HERITAGE COMMITTEE	4,500	2,270	4,600	100	2
01-7300-3133 AGE FRIENDLY COMMITTEE	12,300	12,276	3,700	(8,600)	(70)

	2023	2023	2024	BUDGET	BUDGET
	Approved	Actuals	Proposed	CHANGE	CHANGE
PARKS & RECREATION				\$	%
01-7300-3210 POSTAGE & FAX	500	302	500	-	-
01-7300-3212 TELEPHONE	3,100	3,121	3,100	-	-
01-7300-3215 PRINTING & ADVERTISING	4,600	4,113	6,000	1,400	30
01-7300-3310 AUDIT SERVICE	3,900	4,951	4,000	100	3
01-7300-3325 COMPUTER SERVICES/SUPPLIES	2,500	2,069	28,300	25,800	1,032
01-7300-3513 PHOTOCOPIER RENT/MTCE CONTRACT	3,100	848	3,100	-	-
01-7300-4110 ACTIVENET SERVICE CHARGES	22,000	26,684	24,000	2,000	9
01-7300-4410 CASHIERS OVER/SHORT-RECR.		14		-	
Total 7300 Recreation Administration	250,400	320,073	271,600	21,200	8
7320 Recreation Programs - Daycamp					
01-7320-0511 CANADA CONDITIONAL GRANT	(3,000)			3,000	(100)
01-7320-0567 FUNDRAISING	(800)	(430)	(500)	300	(38)
01-7320-0579 MISC FEES/CHARGES	(1,400)	(2,009)		1,400	(100)
01-7320-0586 GENERAL REGISTRATIONS	(86,900)	(98,312)	(95,600)	(8,700)	10
01-7320-1110 REGULAR SALARIES	12,700	12,697	13,300	600	5
01-7320-1111 PART-TIME SALARIES	55,500	55,314	58,100	2,600	5
01-7320-1112 OVERTIME (TIME & HALF)		1,665		-	
01-7320-1510 EMPLOYEE BENEFITS	9,700	8,872	10,500	800	8
01-7320-1516 WSIB	2,200	2,283	2,100	(100)	(5)
01-7320-2229 MATERIALS	1,400	1,622		(1,400)	(100)
01-7320-2233 GENERAL SUPPLIES & EQUIPMENT	11,300	5,960	11,400	100	1
01-7320-3146 STAFF TRAINING/DEVELOPMENT	2,100	1,612	2,200	100	5
01-7320-3525 CONTRACT STAFF	23,000	21,578	28,000	5,000	22
01-7320-3529 PROGRAM ACTIVITIES	7,400	7,568	1,500	(5,900)	(80)
Total 7320 Recreation Programs - Daycamp	33,200	18,420	31,000	(2,200)	(7)
7321 Recreation Programs - Special Events					
01-7321-0511 CANADA CONDITIONAL GRANT	(2,500)	(1,800)	(2,200)	300	(12)
01-7321-0579 FEES/MISC. CHARGES	(500)	(850)	(700)	(200)	40
01-7321-0941 TRANSFER FR D.I.A. BOARD	(1,000)	(1,000)	(1,000)	-	-
01-7321-1110 REGULAR SALARIES	6,600	6,625	6,900	300	5
01-7321-1510 EMPLOYEE BENEFITS	2,200	2,192	2,400	200	9
01-7321-1516 WSIB	200	220	200	-	-
01-7321-2233 GENERAL SUPPLIES & EQUIPMENT	5,000	3,821	5,300	300	6
Total 7321 Recreation Programs - Special Events	10,000	9,208	10,900	900	9
7322 Recreation General Programs					
01-7322-0586 GENERAL REGISTRATIONS	(20,800)	(22,191)	(23,000)	(2,200)	11
01-7322-1110 REGULAR SALARIES	6,100	6,082	6,400	300	5
01-7322-1111 PART-TIME SALARIES	9,100	1,881	8,400	(700)	(8)
01-7322-1112 OVERTIME (TIME & HALF)		827			
01-7322-1152 WAGE ACCRUAL(ANN.ADJ.AUDIT)		(14)			
01-7322-1510 EMPLOYEE BENEFITS	2,600	2,284	3,100	500	19
01-7322-1516 WSIB	500	266	400	(100)	(20)
01-7322-2229 PROJECTS/RESOURCES/SUPPLIES	3,700	687	3,200	(500)	(14)
01-7322-3525 FITNESS INSTRUCTORS	4,700	7,153	6,300	1,600	34
Total 7322 Recreation General Programs	5,900	(3,025)	4,800	(1,100)	(19)

	2023	2023	2024	BUDGET	BUDGET
	Approved	Actuals	Proposed	CHANGE	CHANGE
PARKS & RECREATION				\$	%
7323 Recreation Programs - Senior Games					
01-7323-0586 GENERAL REGISTRATIONS	(1,600)	(1,101)	(1,500)	100	(6)
01-7323-1110 REGULAR SALARIES	3,000	3,046	3,200	200	7
01-7323-1111 PART-TIME SALARIES	1,400	1,253	1,500	100	7
01-7323-1510 EMPLOYEE BENEFITS	1,200	1,181	1,300	100	8
01-7323-1516 WSIB	100	143	100	-	-
01-7323-3627 SUPPLIES/SITES/PROMO	1,600	676	1,300	(300)	(19)
Total 7323 Recreation Programs - Senior Games	5,700	5,198	5,900	200	4
7400 Capital Assets					
01-7400-6000 AMORTIZATION EXPENSE - TCA	458,100		457,200	(900)	(0)
01-7400-6100 CHANGE IN INVESTMENT IN CAPITAL ASSETS	(458,100)		(457,200)	900	(0)
Total 7400 Capital Assets				-	
7410 Facilities - Administration					
01-7410-0518 DONATIONS	-25,000			25,000	
01-7410-0519 WALKING TRACK REVENUE	-500	(344)	(400)	100	(20)
01-7410-0579 FEES/MISC. CHARGES		(1,598)	(6,700)	(6,700)	
01-7410-0934 TRANSFER FROM RESERVES	-25,000	(24,456)		25,000	
01-7410-0936 TRANSFER FROM RESERVE FUNDS			(203,300)		
01-7410-0999 PROCEEDS ON TCA DISPOSALS	(3,500)			3,500	(100)
01-7410-1110 REGULAR SALARIES	25,900	77,683	58,800	32,900	127
01-7410-1111 PART-TIME SALARIES		17,456	7,900	7,900	
01-7410-1112 OVERTIME (TIME & HALF)		340		-	
01-7410-1125 MEAL ALLOWANCES (UNION)	4,800			(4,800)	(100)
01-7410-1152 WAGE ACCRUAL(ANN.ADJ./AUDIT)		(18,890)		-	
01-7410-1510 EMPLOYEE BENEFITS	28,500	53,512	20,400	(8,100)	(28)
01-7410-1516 WSIB	800	3,322	2,000	1,200	150
01-7410-1519 EMPLOYEE ASSISTANCE PROGRAM		134		-	
01-7410-2214 UNIFORMS & CLOTHING	3,400	1,641	3,600	200	6
01-7410-3110 PROF.DEV/TRAINING/TRAVEL	6,200	8,337	6,400	200	3
01-7410-3128 SUBSCRIPTIONS & MEMBERSHIPS	1,100	1,430	1,500	400	36
01-7410-3212 TELEPHONE	3,800	3,775	4,200	400	11
01-7410-3215 PRINTING & ADVERTISING	1,600	311	1,600	-	-
01-7410-3319 CAPAC/PRO FEES	300	402	400	100	33
01-7410-3544 ELEVATOR SERVICE CONTRACT	5,300	5,591	6,300	1,000	19
01-7410-3710 INSURANCE (GENERAL)	75,800	74,672	82,600	6,800	9
01-7410-4220 INTEREST PAYMENT ON LOAN	9,200	9,182	5,100	(4,100)	(45)
01-7410-5210 TCA PURCHASES	115,000	24,456	210,000	95,000	83
01-7410-5213 TRANSFER TO RESERVE		61,500	0		
01-7410-5230 PRINCIPAL PAYMENTS-LONG TERM DEBT	160,700	160,675	164,800	4,100	3
Total 7410 Facilities - Administration	388,400	459,131	365,200	(23,200)	(6)
7411 Facilities - Lions Den Room					
01-7411-0611 LIONS DEN ROOM	(10,000)	(7,624)	(9,000)	1,000	(10)
01-7411-0613 BOARD ROOM/AUXILIARY ROOM RENTAL	(2,700)	(6,712)	(3,000)	(300)	11
01-7411-0663 SOP EVENTS	(2,200)	(2,779)	(2,200)	-	-
01-7411-1110 REGULAR SALARIES	4,000	3,612	3,800	(200)	(5)
01-7411-1111 PART-TIME SALARIES	5,000	4,189	5,900	900	18
01-7411-1112 OVERTIME (TIME & HALF)		24		-	
01-7411-1113 OVERTIME (DOUBLE)		30		-	
01-7411-1152 WAGE ACCRUAL(ANN.ADJ./AUDIT)		(68)		-	
01-7411-1510 EMPLOYEE BENEFITS	2,000	1,667	2,200	200	10
01-7411-1516 WSIB	300	260	300	-	-
01-7411-2213 CLEANING/JANITORIAL SUPPLIES	300	555	500	200	67
01-7411-3421 MULTI-PURPOSE ROOM MTCE/REPAIRS	500		500	-	-
01-7411-3715 HYDRO (HEATING)	5,000	4,342	5,000	-	-
01-7411-3716 HYDRO (GENERAL SERVICE) #1	5,000	4,342	5,000	-	-
Total 7411 Facilities - Lions Den Room	7,200	1,838	9,000	1,800	25

	2023	2023	2024	BUDGET	BUDGET
	Approved	Actuals	Proposed	CHANGE	CHANGE
PARKS & RECREATION				\$	%
7412 Facilities - Arena Winter Operations					
01-7412-0579 MISC. REVENUE			(5,000)	(5,000)	
01-7412-0582 PUBLIC ICE SKATING ADMISSIONS	(6,000)	(9,314)	(8,100)	(2,100)	35
01-7412-0596 ADVERTISING- DISPLAY PANELS	(14,000)	(15,720)	(14,500)	(500)	4
01-7412-0597 ADVERTISING- SCOREBOARD	(1,500)	(2,535)	(1,500)	-	-
01-7412-0621 ICE SURFACE-H.M.H.A.	(91,500)	(93,059)	(94,000)	(2,500)	3
01-7412-0622 ICE SURFACE-H.D.F.S.C.	(12,700)	(12,738)	(13,500)	(800)	6
01-7412-0623 ICE SURFACE-H.M.R.A.	(14,200)	(9,699)	(8,000)	6,200	(44)
01-7412-0624 ICE SURFACE-BARONS HOCKEY TEAM	(11,000)	(16,204)	(14,000)	(3,000)	27
01-7412-0628 ICE SURFACE-PRIVATE RENTALS	(34,000)	(44,529)	(38,700)	(4,700)	14
01-7412-1110 REGULAR SALARIES	126,900	142,706	122,600	(4,300)	(3)
01-7412-1111 PART-TIME SALARIES	48,500	59,675	59,200	10,700	22
01-7412-1112 OVERTIME (TIME & HALF)	5,300	1,631	5,300	-	-
01-7412-1113 OVERTIME (DOUBLE)		476		-	
01-7412-1152 WAGE ACCRUAL(ANN.ADJ.AUDIT)		(8,000)		-	
01-7412-1510 EMPLOYEE BENEFITS	46,200	51,085	47,800	1,600	3
01-7412-1516 WSIB	5,900	6,705	5,500	(400)	(7)
01-7412-2213 CLEANING/JANITORIAL SUPPLIES	8,000	9,996	16,100	8,100	101
01-7412-2519 WATER TREATMENT	1,100	188	1,100	-	-
01-7412-3420 ARENA MTCE/REPAIRS	32,900	61,887	41,300	8,400	26
01-7412-3422 ICE PLANT MTCE/REPAIRS	10,500	23,208	11,500	1,000	10
01-7412-3623 MACHINERY RENTAL-"TOWN EQUIPMENT"	3,000	1,203	3,000	-	-
01-7412-3712 WATER/SEWAGE	5,000	6,658	5,500	500	10
01-7412-3713 GAS (HEATING)	24,700	22,804	25,900	1,200	5
01-7412-3715 HYDRO (HEATING)	20,000	17,367	20,000	-	-
01-7412-3716 HYDRO (GENERAL SERVICE) #1	20,000	17,367	20,000	-	-
01-7412-3717 HYDRO (ICE PLANT)	70,000	60,783	71,000	1,000	1
Total 7412 Facilities - Arena Winter Operations	243,100	271,941	258,500	15,400	6
7413 2023 Olympia Millennium Ice Resurfacer (former 2010 Olympia)					
01-7413-2410 FUEL/OPERATIONS	5,100	7,113	4,200	(900)	(18)
Total 7413 2023 Olympia Millennium Ice Resurfacer (former 2010 Olympia)	5,100	7,113	4,200	(900)	(18)
7414 Facilities - Arena Summer Operations					
01-7414-0612 ARENA	(5,000)	(7,199)	(6,000)	(1,000)	20
01-7414-1110 REGULAR SALARIES	84,200	54,210	78,200	(6,000)	(7)
01-7414-1111 PART-TIME SALARIES	21,600	18,866	28,800	7,200	33
01-7414-1112 OVERTIME (TIME & HALF)	1,400	649	1,400	-	-
01-7414-1113 OVERTIME (DOUBLE)		296			
01-7414-1152 WAGE ACCRUAL(ANN.ADJ./AUDIT)		(397)		-	
01-7414-1510 EMPLOYEE BENEFITS	30,700	19,910	30,100	(600)	(2)
01-7414-1516 WSIB	3,500	2,434	3,200	(300)	(9)
01-7414-2213 CLEANING/JANITORIAL SUPPLIES	4,500	7,246	5,000	500	11
01-7414-3420 ARENA MTCE/REPAIRS	32,100	27,864	33,700	1,600	5
01-7414-3623 MACHINERY RENTAL-"TOWN EQUIPMENT"	1,100	1,214		(1,100)	(100)
01-7414-3716 HYDRO (GENERAL SERVICE) #1	25,000	21,708		(25,000)	(100)
Total 7414 Facilities - Arena Summer Operations	199,100	146,801	174,400	(24,700)	(12)
7415 Facilities - Concession Booth/Vending Machines					
01-7415-0591 VENDOR COMMISSIONS	(2,800)	(4,735)	(2,800)	-	-
01-7415-0661 CONCESSION BOOTH	(3,900)	(2,598)	(4,900)	(1,000)	26
01-7415-0662 VENDING MACHINES	(5,000)	(7,154)	(5,000)	-	-
01-7415-2226 CONCESSION BOOTH SUPPLIES	2,200	4,330	2,800	600	27
01-7415-2227 VENDING MACHINE SUPPLIES	4,000	4,699	4,000	-	-
Total 7415 Facilities - Concession Booth/Vending Machines	(5,500)	(5,458)	(5,900)	(400)	7
7425 Arena - East (Back) Parking Lot - 50% HBBAS					
01-7425-0526 AGRICULTURAL SOCIETY SUBSIDY - 50%	(1,400)	(1,347)	(700)	700	(50)
01-7425-1110 REGULAR SALARIES		496		-	
01-7425-1111 PART-TIME SALARIES		11			

				BUDGET	BUDGET
	2023	2023	2024	CHANGE	CHANGE
PARKS & RECREATION	Approved	Actuals	Proposed	\$	%
01-7425-1112 OVERTIME (TIME & HALF)		498		-	
01-7425-1113 OVERTIME (DOUBLE)		153		-	
01-7425-1152 WAGE ACCRUAL(ANN.ADJ./AUDIT)		(453)		-	
01-7425-1510 EMPLOYEE BENEFITS		297		-	
01-7425-1516 WSIB		37		-	
01-7425-3420 EAST PARKING LOT MTNCE/REPAIRS	1,900	978	1,100	(800)	(42)
01-7425-3623 MACHINERY RENTAL-"TOWN EQUIPMENT"	900	677	900	-	-
Total 7425 Arena - East (Back) Parking Lot - 50% HBBAS	1,400	1,347	1,300	(100)	(7)
Total Parks & Recreation	2,377,200	2,297,103	2,386,100	8,900	0



Staffing Complement Includes:

- 1 CEO / Chief Librarian
- 2.2 Assistant Librarian
- 0.6 Library Assistant – Adult Programmer
- 1.7 Part-time Library Customer Service Assistants
- 05. Part-time Children & Youth Librarian
- 1.1 Part-time Library Pages and donor funded Computer Helper.



A Visit Will Get You Thinking.

Hanover Public Library is a *welcoming upbeat community hub* and with everything we have planned for 2024 we will continue building on this! From our recent community survey, 84% indicated that the library is important to their family. This past year we saw a large increase in programming attendance including a lot of non-residents.

The library started a new series of programming called “Clean and Green” with events that sold out each time they were held and had waiting lists with people hoping to attend. In 2024, we will be continuing our “Clean and Green” series and offering several programs to teach hands on life skills as outlined in our new strategic plan. In 2023 during April’s National Poetry Month, the library held its first Poetry Open Mic with the support of the League of Poets of Ontario. It was a huge success with attendees as young as 14 reading their poems and helped cement the Town of Hanover as a place of culture. We had people travel from Port Elgin, Durham and Owen Sound. We were even able to attract the Poet Laureate of Owen Sound. Due to the success of the event we will be continuing to have this as an annual event.

Our library board, volunteers and staff are continuously working on ways to fundraise and increase revenue at the library. A free library service under the Public Libraries Act cannot charge for lending or reference services, so we have turned our efforts to fundraising. Canadian Tire continues to partner with the library on the Hanging Basket Sale in May. Our library book sale is known as the best book sale around thanks to incredible year round efforts by a small team of volunteers and staff. In 2023, our book sale was praised as the best book sale we have had yet, drawing customers from Guelph, Waterloo, Owen Sound, and Goderich (to name a few). These visitors commented that it was worth the drive to Hanover just to attend our book sale for its variety and attention to detail and organization. This event brings non-residents to the Town of Hanover where they will shop at our restaurants, local businesses and gas stations. This year we brought in \$10,000 in fundraising for this event. These projects not only bring in much needed revenue, but also raise the profile of the library and town as a place to attend for quality events.

New projects in 2023:

New strategic plan – Members of staff along with Linton Consulting Services Incorporated spent several months working on a new strategic plan to guide the library for the next 5 years. Major themes that arose were integrating more with the community

through programming and partnerships, optimizing our limited space and focusing on creating efficient operations and being a great place to work.

Tech Programs – We held several introductory technology programs from our donor funded Computer Helper to help increase the awareness of the service we offer and reach people who might need help with ever changing technology. Libraries fill an important role in the community of being a service that bridges the gap of computer literacy and computer availability. Libraries are vital in assisting the public with learning about changes in how the world operates with many services moving away from paper to online platforms. Our donations for this service will run out in 2024 and we have active plans to search for more funding to continue this valuable service.

Community Involvement – The library staff and board worked hard this year to increase our presence around the town. The library participated in Cultural Days, Registration Day, the Hanover Fair, Christmas Market, and the Santa Claus Parade. We are trying to reach the community where they are to help serve them better and to remind them that they can search for assistance at the library.

Budget 2024:

Over the past two years the library budget has been stagnant, including a year where the library returned unused funding to the town to help during the pandemic. The budget for 2024 is very limiting with essentially no increase to supplies or material purchasing. The prices of books and items the library loans are increasing and inflation is quickly rising; thus reducing the purchasing power of the library. Our budget is not increasing, but the cost of everything we buy is thus we will be getting less books and DVDs with the same amount of money we used this past year. We have decreased our audio and DVD purchasing amounts this budget. According to our strategic plan 80% of respondents said they use the library for our free lending, so losing purchasing power in this area will hinder the library.

The 2024 budget has a large increase in staff wages and benefits based on the following:

- the OMERS benefits increase,
- the adjustments to lower wage grid levels due to minimum wage increase in Ontario,
- and the cost of living wage increase.

All of our part time staff are now included in the OMERS benefit which the library has to pay a portion of. As most of the staff at the library are part time, this is a large portion of the benefits. Ontario also raised the minimum wage and this affected over half of the staff at the library. There is a cost of living increase coming as well that needs to be accounted for. We have had some staff turnover with the retirement of some long serving staff and we will need a new management level position at full time to get back to levels of service that had been slowly cut down with long serving staff wanting less hours as they approached retirement. Historically, the library had 4 full time employees and we need to hire another full-time position to create a stable structure in the library with the hopes of eventually returning to previous levels in coming years. The library is a service and our effectiveness in serving our community comes from with the quality and availability of our staff. We believe that Council agrees that good employees deserve fair wages and adequate staff levels to perform at our best for the community.

The library budget consists of 67% staffing costs, even though new staff will be starting at a lower pay grade the combined effect of OMERS and the cost of living creates a significant increase to the staffing budget. The budget is also made up of an 18% lease payment to the Town of Hanover, and the remaining 15% administration and operating costs (down from last year). Therefore, any increase in staffing costs affects the entire budget significantly. To counteract some of these costs the library does seek out and apply for grants to cover positions such as our summer students and our computer helper. The significant way to make savings is to reduce staff hours (taking away working hours to cover increased wage rates), as well as increase revenue, and reduce operating costs.

This budget we have reduced some of our operating services to accommodate the increase in wages, we are reducing our electronic subscriptions and are holding our maintenance costs of microfilm until another year. Following the information session in November we also made additional cuts to our Professional Development, we are including a one-time decrease of \$2700 and having staff attend the annual Library Conference virtually instead of in going in person, which is the custom. The library does have strategic plan initiatives coming up in 2024 and we will be funding them from our own library board reserves, not the Tax Levy. To summarize, the majority of our operating budget lines are staying at zero or have a decrease. There is very little in 'elective' services that can shaved off operating costs, however we have increased our fundraising expectations and efforts to make more revenue.

According to the Town of Hanover Strategic Plan Community Survey, the library ranked highly on maintaining their service levels just under Maintenance, Garbage and Recycling and Buildings and Bylaws; to do so will require money to pay staff to maintain our hours of service. Overall, the result is a library overall budget increase of **9%** over 2023, with **5%** in the requested Transfer from the Town of Hanover budget line. The Hanover Library budget is a small portion of the Town budget so a small increase to the library significantly increases our ability to operate with minimal effect on the percentage increase on the Tax Levy, only amounting to 0.43%.

2023 Program Highlights

- Hired a new adult programmer and began a new series of events, "Clean and Green" and restarted "Coffee With" hosting the Police Chief for a community conversation
- Returned to in person visits to the Senior's homes for the first time since the pandemic
- Established a popular "Book Bingo" to allow readers to explore new reading options
- Collaborated with the Saugeen Artists Guild for Culture Days
- Held a one week non-resident member drive reaching 80 people outside of our catchment area to come into town and get a library card
- Participated in the Hanover Fair, Christmas Market and the Rotary Christmas Parade, expanding our local presence
- Provided free golf disc rentals for the new disc golf course in the Hanover Park
- Ran our first Open Mic night – bringing in tourists from the surrounding towns and bolstering Hanover as a place of culture
- Raised \$13,952 from our main fundraiser events

Goals and Objectives for 2024

1. Operate on a restricted budget, understanding that taxpayers are under extreme pressure from inflation and the rising cost of living

2. Hire staff to get back to 2023 staffing levels and maintain service hours while running efficient library services
3. Continue to pursue donation revenue, with a “Love your Library” campaign, annual book sale and potentially a Library Gala, and a couple of small initiatives throughout the year
4. Refresh our Space Needs Plan to determine population served as outlined in our new strategic plan
5. Continue efforts to reach people in seniors’ institutions through programming partnerships
6. Support and encourage professional development with new and promoted staff members
7. Updating our library space through displays and reorganization of book location to find more space for our expanding collection
8. Promoting a new collection of picture books (called “Wonderbooks”) that read to children, and expanding our small collection that we bought in December 2023
9. Find new funding for our computer helper – through a donation drive or grants

Program Changes for 2024

- Gradual introduction of new and different adult programming and senior programming.
- Launch new online library speaker’s platform, providing virtual interviews with famous authors
- Expanding our social media presence
- Starting a seed library, the cost of which has been covered by donations to the library and includes plans to seek further donations and community partnerships to allow for multiple year service
- Plan to interact more with the community as outlined in the Library Strategic Plan
- Introduce monthly in library scavenger hunts and challenges for both adults and children to increase awareness of library
- Partnering with LaunchPad to create programming for youth in town
- Exploring grant options to create a new collection of book bundles for circulation

LOOKING AHEAD

- Economic pressures – price increases and limited revenues are expected to continue
- Expanding our virtual and in person service offerings
- Reduced donor support from members, users and our community in hard times – leading us to explore other fundraising options
- Working with community members to find a more stable location for the Annual Book Sale
- Continuing strong support for good quality core library services from our council


Hanover Public Library – Still here for you!

2024 BUDGET vs 2023 BUDGET

	2023	2023	2024	BUDGET	BUDGET
	Approved	Actuals	Proposed	CHANGE	CHANGE
HANOVER PUBLIC LIBRARY				\$	%
7910 Hanover Public Library					
11-7910-0511 CANADA CONDITIONAL GRANTS		(8,617)		0	
11-7910-0516 FINES & FEES	(8,000)	(6,747)	(8,000)	0	
11-7910-0518 DONATIONS	(15,500)	(19,858)	(5,500)	10,000	-65
11-7910-0521 ONTARIO CONDITIONAL GRANTS	(16,500)	(16,811)	(16,500)	0	
11-7910-0559 BAG TAGS	(300)	(363)	(300)	0	
11-7910-0579 FEES/MISC. CHARGES	(1,000)	1,115	(1,000)	700	-70
11-7910-0591 FUNDRAISERS		(3,286)	(20,000)	(1,000)	
11-7910-0641 DUPLICATING SERVICES	(3,800)	(3,773)	(5,000)	(16,200)	426
11-7910-0643 EQUIPMENT RENTAL CHARGES		(18)		(5,000)	
11-7910-0690 PROGRAM ACTIVITIES	(3,500)	(2,350)	(4,500)	(1,000)	29
11-7910-0922 MONTHLY BANK INTEREST	(3,000)	(14,611)	(15,000)	(12,000)	400
11-7910-0934 TRANSFER FROM RESERVES	(6,400)	-25,510	(10,000)	(3,600)	56
11-7910-0945 TRANSFER FROM TOWN OF HANOVER	(603,700)	(603,700)	(636,800)	(33,100)	5
11-7910-0957 SALE OF SOUVENIERS(BOOKS-MUGS)		(16)			
11-7910-1110 REGULAR SALARIES	100,000	99,935	128,100	28,100	28
11-7910-1111 PART-TIME SALARIES	256,200	233,563	271,000	14,800	6
11-7910-1112 OVERTIME (TIME & HALF)		646	0		
11-7910-1152 WAGE ACCRUAL(ANN.ADJ./AUDIT)		(11,004)			
11-7910-1510 EMPLOYEE BENEFITS	58,900	57,150	77,900	19,000	32
11-7910-1516 WSIB	1,300	1,274	1,400	100	8
11-7910-1519 EMPLOYEE ASSISTANCE PROGRAM (EAP)		107			
11-7910-2110 OFFICE EQUIPMENT PURCHASE	1,000	665	1,000		
11-7910-2233 GENERAL SUPPLIES & EQUIPMENT	1,300	1,203	1,300		
11-7910-2234 FUNDRAISERS	1,000	1,895	3,700	2,700	270
11-7910-2236 ELECTRONIC RESOURCES/SUBSCRIPTIONS	5,600	5,269	5,000	(600)	-11
11-7910-2237 MISC. LENDING MATERIALS	200	185	100	-100	-50
11-7910-2238 PERIODICALS	1,900	1,817	1,900	0	
11-7910-2250 MATERIAL SUPPLIES & EQUIPMENT	3,000	3,326	3,600	600	20
11-7910-2251 MICROFORM	300		0	(300)	-100
11-7910-2252 PHOTOCOPIER SUPPLIES	400	220	400	0	
11-7910-2253 COMP-HD/ST ONLINE/SUPPLY	3,500	3,804	3,500	0	
11-7910-3110 PROF.DEV/TRAINING/TRAVEL	6,000	5,462	3,300	(2,700)	-45
11-7910-3128 SUBSCRIPTIONS & MEMBERSHIPS	500	433	500		
11-7910-3210 POSTAGE & FAX	2,900	1,502	2,100	(800)	-28
11-7910-3212 TELEPHONE	2,100	2,017	2,100	0	
11-7910-3214 PAPER & FORMS	400	441	400		
11-7910-3215 PRINTING & ADVERTISING	2,500	861	2,000	(500)	-20
11-7910-3220 INTERNET SERVICE PROVIDER	4,400	3,196	3,900	-500	-11
11-7910-3310 AUDIT SERVICE	2,000	1,967	2,000	0	
11-7910-3316 ILS SUPPORT & UPGRADES	4,600	8,153	4,600	0	
11-7910-3413 GENERAL EQUIPMENT MTCE/REPAIRS	200	1,686	200		
11-7910-3513 PHOTOCOPIER RENT/MTCE CONTRACT	2,600	2,556	2,900	300	12
11-7910-3529 PROGRAM ACTIVITIES	3,600	2,901	5,000	1,400	39
11-7910-3615 MUNICIPAL OFFICE COMPUTER FEES	3,000	3,000	3,100	100	3
11-7910-3627 CONSULTING SERVICES	6,000	25,565	10,000	4,000	67
11-7910-3710 INSURANCE (GENERAL)	2,400	2,186	2,300	-100	-4
11-7910-3721 LEASE OF LIBRARY SPACE	130,200	130,200	132,900	2,700	2
11-7910-3880 DONOR WALL SIGNAGE	400	329	400	0	
11-7910-4121 VISA/MASTERCARD/INTRAC FEES	300	1,178	300		
11-7910-4410 CASHIER OVER/SHORT					
11-7910-5211 BOOKS	36,300	34,268	36,900	600	2

	2023	2023	2024	BUDGET	BUDGET
HANOVER PUBLIC LIBRARY	Approved	Actuals	Proposed	CHANGE	CHANGE
				\$	%
11-7910-5212 AUDIO	3,500	3,770	3,300	(200)	-6
11-7910-5213 TRANSFER TO RESERVES	7,600	2,899		(7,600)	-100
11-7910-5214 DVD's	5,600	4,918	5,500	(100)	-2
11-7910-6000 AMORTIZATION EXPENSE - TCA	31,700		41,400	9,700	31
11-7910-6100 CHANGE IN INVESTMENT IN CAPITAL ASSETS	(31,700)		(41,400)	(9,700)	31
Total 7910 Hanover Public Library	-	(65,002)	-	-	

SECTION 15 --BUILDING / PLANNING / BY-LAW ENFORCEMENT (Protective Inspection / Planning & Development)



Staffing Complement Includes:

- 1 Director of Building & Planning/Chief Building Official
- 1 Building Inspector/Plans Examiner
- 1 Junior Planner
- 1 Municipal Law Enforcement Officer

Building & Development Services is a multi-disciplinary team of Building Officials, By-law Enforcement Officers, and a Planner responsible for administering the Comprehensive Zoning By-law; providing land use planning advice; developing and implementing land use policies, regulations and approvals; reviewing and making recommendations on new development proposals; enforcing the Ontario Building Code and various municipal by-laws through plans examination and site inspections.

2023 Program Highlights

Notable Achievements

- Passing of Bylaw enabling Subdivision Agreement for lands known as Saugeen Cedar Heights West. Issuance of 18 permits for new units on these lands in 2023.
- Amendment to Comprehensive Zoning Bylaw Housekeeping with the inclusion of provisions for Bills 109; Bill 23 and Bill 97 to address housing needs and streamlining processes. This amendment also included limitations to Boarding and Lodging houses in the Commercial Downtown site-specific (C1-44) zone.
- Formal construction of the apartment building located at 223 10th Street. The construction process is currently in full swing, and upon the completion of the grade level, future lane reductions will be averted. The anticipated date of completion is projected to be in mid-2025.
- Amended site plan control bylaw to govern developments exceeding 100 square meters, as opposed to the previous threshold of 50 square meters outlined in Site Plan Control Bylaw No. 1552-05-05-86. As stipulated by Bill 23, residential developments of up to 10 units are now exempt from site plan control. The Chief Administrative Officer (CAO) and Chief Building Official (CBO) are delegated authority under Section 41(2) of the Planning Act.
- Initiation of an official plan amendment for the property located at 100 18th Avenue. This amendment introduced provisions allowing for an auto sales establishment in the business park specifically for Volkswagen.
- Initiation of official plan amendment to incorporate a financial institution within the large-format commercial zone (Commercial C3).
- Updated Building Bylaw to incorporate new legislated requirements as introduced within the building code.
- Celebrated the retirement of valued long time department member Brenda Goetz, while welcoming and onboarding new planning and building staff.
- Utilizing Cloud permitting system full-time with successful community buy in.
- Issued 105 permits, a slight drop in permit applications in comparison to last year, however inspecting and overseeing more complex projects than in any past years.
- Commencing the construction of the Net Zero Fire Hall, with an anticipated completion date set for the summer of 2024.

- Installation of off-site Storm sewer infrastructure for Revera New Long Term Care project.
- Continued By-Law enforcement with number of calls continuing to align with previous years.
- Executed Five (5) Site Plan Control Agreements in 2023. These included 660 1st Street contractors building and new location for Class Factory in our Downtown Commercial Zone.
- Processed Five (5) Zoning By Law Amendments; Eight (8) Minor Variances and two (2) Consents – an increase from 2022
- Construction commenced at 595 1st Street to fit-up vacant building to new industrial plaza.
- Completion of new 'Class Factory' Fitness now located at 232 10th Street.

Challenges

- Securing adequate lands to meet future growth for commercial, residential, and industrial needs. Working with all levels of government and public in achieving our boundary needs.
- Expansive training and development requirements as Planning legislation continues to change toward sustainability, intensification, and housing. New Ontario Building Code to be released in 2024 with significant changes expected.
- Reluctance toward larger construction projects is growing due to the ongoing increase in construction costs and interest rates.
- Affordability and Attainability of housing projects within the community at large

Goals and Objectives for 2024

1. Continue to review, approve and process development applications and permits in a timely manner, and follow-up inspections.
2. Continue with the revision of housekeeping by-laws to amend and update existing provisions, and incorporate the stipulated requirements outlined in the forthcoming changes to the planning act and provincial acts.
3. Create short form wording as associated with Comprehensive Zoning bylaw to enable infractions to be rectified through Part 1 set fines.
4. Continue to review innovative and collaborative ways to promote and achieve additional attainable units throughout the town.
5. Initiating the official plan update for the town's official plan to align with evolving legislative revisions and adhere to the County Official Plan and Planning Act and currently completed Strategic Plan.
6. Amendments to the current site plan control bylaw will be considered, aiming to incorporate specific provisions that would grant the town flexibility in overseeing its own properties. The most recent site plan bylaw was enacted in 2023.
7. The town continuing intent to implement development charges through Request for proposal and public processes in accordance with the Development Charges Act.
8. Moving forward with a new draft plan concept for additional Industrial Park lands.
9. Continuing the framework to secure adequate lands to meet future commercial, residential and industrial growth needs for the next planning horizon and work with all levels of government and the public to achieve required boundary adjustments.
10. Continue to work with CAO, County, consultants, neighbouring municipalities and property owners to acquire more developable land.

11. Continue the development within Saugeen Cedar West Heights Subdivisions 114 lots.
12. Continue to liaise with Loukia Georgiou to finalize subdivision agreement, including draft conditions for lands located at 911 8th Avenue North.
13. Work with agencies to complete necessary planning applications and subsequent building permit process for multi-residential and/or multi-use development for former JDSS property.
14. Construction will continue for new 109-unit mixed apartment/commercial building at 223 10th Street (former Queen's Hotel property) requiring significant inspection staff time.
15. Revera Inc. hopeful to begin construction of a new 128-bed long-term care facility at 101 7th Avenue.
16. Construction will commence for Phase 1 of apartment building at 651 23rd Avenue.
17. Commencing with applications and potential zoning for new multi-residential projects (e.g. 936 10th Street – former Irv Wand properties).
18. Liaise with Owner/Developer of 601 1st Street to develop 10-acre site ready property with 3 new buildings for light industrial development being proposed into 2024.
19. Liaise with landowner for lands located at 741 & 853 24th Avenue for multi-residential development.
20. Expect the construction of new Volkswagen dealership to be completed as associated with Official Plan Amendment and Zoning Bylaw Amendment.
21. Continue to work with owner of Hanover Chrysler to redevelop automobile dealership building at 664 10th Street.
22. Based upon trends and the passing of Bill 23: *More Homes Built Faster Act, 2022*, Building Department staff anticipate a continued increase of building permit requests for additional dwelling units (ADU's).
23. Liaise with Economic Development Manager for Community Improvement Program incentive projects.
24. Construction of a new Net-Zero Fire Hall, with an anticipated occupancy date around Summer-Fall 2024.
25. Liaising in continuing to facilitate hotel development within the town boundaries.
26. Introduce short form wording for Comprehensive Zoning Bylaw to allow for certain infractions to covered by Part 1 in lieu of Part 3 Information.

LOOKING AHEAD

- The request for proposal and contract award will start the formal process of completing the background work required under the Development Charges Act, 1997, SO 1997, c27. Within the strategic plan, development charges were a priority item to be completed in 2024.
- Throughout the first half of 2024, a Town of Hanover Official Plan update will occur. There will be at minimum two public meetings as part of this process and a third-party consultant is assisting with the planning processes as similar in past updates.
- County of Grey Official Plan Amendment 11 Appeal and Growth associated work will continue in 2024.

2024 BUDGET vs 2023 BUDGET

	2023	2023	2024	BUDGET	BUDGET
BUILDING & PLANNING	Approved	Actuals	Proposed	CHANGE	CHANGE
				\$	%
2400 Building					
01-2400-0521 ONTARIO CONDITIONAL GRANTS					
01-2400-0579 MISC. FEES/CHARGES		(1,500)	(1,500)	(1,500)	
01-2400-0821 BUILDING/SIGN PERMITS	(220,000)	(228,758)	(245,000)	(25,000)	11
01-2400-0880 ZONING COMPLIANCE FEE	-3,000	(1,870)	(3,000)	-	0
01-2400-0934 TRANSFER FROM RESERVES			(5,000)		
01-2400-1110 REGULAR SALARIES	297,200	238,404	170,400	(126,800)	(43)
01-2400-1111 PART-TIME SALARIES		6,018	300		
01-2400-1152 WAGE ACCRUAL(ANN.ADJ./AUDIT)		(8,357)		-	
01-2400-1510 EMPLOYEE BENEFITS	72,300	61,109	55,100	(17,200)	(24)
01-2400-1516 WSIB	9,700	7,903	5,000	(4,700)	(48)
01-2400-1519 EMPLOYEE ASSISTANCE PROGRAM		81		-	
01-2400-2130 OFFICE & STATIONERY SUPPLIES	1,200	1,177	1,200	-	0
01-2400-2214 UNIFORMS & CLOTHING	500	247	500	-	0
01-2400-2410 VEHICLE EXPENSES		2,918	23,900	23,900	
01-2400-2411 FUEL/EXPENSES - 50% BYLAW/PROP STDS	3,600	3,334			
01-2400-3110 PROF.DEV./TRAINING/TRAVEL	8,500	13,720	12,400	3,900	46
01-2400-3128 SUBSCRIPTIONS & MEMBERSHIPS	2,500	1,768	2,900	400	16
01-2400-3212 TELEPHONE	1,000	2,149	1,800	800	80
01-2400-3311 LEGAL SERVICE	500	801	500	-	0
01-2400-3316 CONSULTANTS FEES		4,895			
01-2400-3325 COMPUTER SERVICES/SUPPLIES	11,000	12,775	17,100	6,100	55
01-2400-3525 CONTRACT FEE	20,000	12,211	16,000	(4,000)	(20)
01-2400-5212 TRANSFER TO RESERVE FUND	65,000	46,000	30,000	(35,000)	(54)
01-2400-5213 TRANSFER TO RESERVE	2,500	2,500		(2,500)	(100)
Total 2400 Building	272,500	177,525	82,600	(189,900)	(70)
8100 Planning & Development					
01-8100-0579 FEES/MISC. CHARGES	(16,500)	(12,922)	(20,200)	(3,700)	22
01-8100-0680 SITE AGREEMENT FEES	(20,000)	(15,546)	(20,000)	-	
01-8100-0934 TRANSFER FROM RESERVES			(66,800)		
01-8100-1110 REGULAR SALARIES			104,100		
01-8100-1510 EMPLOYEE BENEFITS			32,400		
01-8100-1516 WSIB			3,000		
01-8100-3110 PROF.DEV/TRAINING/TRAVEL	1,500	1,434	2,100	600	40
01-8100-3128 SUBSCRIPTIONS & MEMBERSHIPS	500		700	200	40
01-8100-3215 PRINTING & ADVERTISING	7,500	2,403	5,800	(1,700)	-23
01-8100-3311 LEGAL SERVICES	600	1,082	20,800	20,200	3,367
01-8100-3316 CONSULTANTS FEES	20,000	19,308	89,900	69,900	350
01-8100-3412 GROUNDS/PROPERTY MTCE/IMPROVE.	800	1,822	800	-	
01-8100-5213 TRANSFER TO RESERVE	10,000	10,000	10,000	-	
01-8100-6000 AMORTIZATION EXPENSE - TCA	4,700		4,500	(200)	-4
01-8100-6100 CHANGE IN INVESTMENT IN CAPITAL ASSETS	(4,700)		(4,500)	200	-4
Total 8100 Planning & Development	4,400	7,581	162,600	158,200	3,595

	2023	2023	2024	BUDGET	BUDGET
	Approved	Actuals	Proposed	CHANGE	CHANGE
BUILDING & PLANNING				\$	%
8270 Industrial Park					
01-8270-0579 MISC REVENUE					
01-8270-0614 RENTAL (LEASE) FEES	(12,400)	(12,448)	(12,700)	(300)	2
01-8270-0861 SALE OF LAND	-130,000	(145,000)		130,000	-100
01-8270-2711 COST OF INDUSTRIAL LOTS	78,800	80,441	6,600	(72,200)	-92
01-8270-3311 LEGAL SERVICE	2,000			(2,000)	-100
01-8270-4127 INTERNAL INTEREST EXPENSE	400	425		(400)	-100
01-8270-5212 TRANSFER TO RESERVE FUND		55,500			
01-8270-5213 TRANSFER TO RESERVES	52,500	17,000		(52,500)	-100
Total 8270 Industrial Park	(8,700)	(4,082)	(6,100)	2,600	(30)
Total Building & Planning	268,200	181,024	239,100	(29,100)	(81.97)

2024 BUDGET vs 2023 BUDGET

				BUDGET CHANGE	BUDGET CHANGE
	2023 Approved	2023 Actuals	2024 Proposed	\$	%
ANIMAL CONTROL					
<u>2420 Canine Control</u>					
01-2420-0810 CAT LICENSE	(200)	(100)	(200)		-
01-2420-0813 DOG LICENSE	(8,000)	(8,862)	(8,300)	-300	4
01-2420-2241 DOG TAGS/LICENCES	1,000		1,000	0	-
01-2420-3545 ANIMAL CONTROL CONTRACT	16,800	15,991	16,800		-
Total 2420 Canine Control	9,600	7,029	9,300	(300)	(3)
Total Animal Control	9,600	7,029	9,300	(300)	(3)

SECTION 16 -- ECONOMIC DEVELOPMENT (Planning & Development)



Staffing Complement Includes:
1 Economic Development Manager

The Economic Development Department guides strategies and recommended actions to leverage local resources to grow the economy, to improve quality of life, and to enhance and strengthen Hanover's position as a regional centre, while creating stronger working relationships with neighbouring municipalities and service providers, for our mutual benefit.

Under the direction of the Chief Administrative Officer and advisement of the Economic, Tourism and Cultural Development Advisory Committee, provides advice and assistance to Council and the citizens of the Town on matters related to economic development and planning for the long-term prosperity of the community through a range activities.

2023 Program Highlights

- In partnership with Launch Pad and with funding support through the Rural Economic Development (RED) Fund offered by the Ministry of Agriculture, Food and Rural Affairs (OMAFRA) a focus was put towards advancing the HIPP Apprentice retention and attractions campaign. Achievements included hiring a HIPP Apprentice Project Coordinator whose work was to leverage the space at Launch Pad to deliver programming and collaborate with unions, employment agencies, social support groups, education institutions and local businesses to provide apprenticeship awareness and trades training in the community.
- Additionally, a series of 'Trades are Cool' videos are being produced to promote young people exploring a career in the skilled trades by profiling local businesses and their people. Videos are also in development to support promoting Launch Pad (What is Launch Pad, Why Donate to Launch Pad, Field Trip Opportunity to Teachers).
- Phase two of our Wayfinding Strategy was implemented with funding support through RED and included adding to our Primary and Secondary Directional inventory as well as the addition of new Service Organization and Community Event Signs at our entrances.
- In collaboration with the Lead the Charge initiative, Bruce Power and Westario Power partnered to provide incentives for local municipalities to install EV Chargers that helps the region prepare for an electric vehicle future. With this, Hanover installed two new EV Charging stations at the P&H Centre and at Heritage Square.
- Our CIP continues to support investment in our business community's properties and promote new development. A significant impact to Downtown Hanover has been realized this year through projects that improved facades and signage, vacant building conversion and property, parking and landscape improvements and has resulted in notable growth of two existing businesses.
- Partnerships /Sponsorships
 - Saugeen Connects saw 60 area youth start 58 businesses through the Saugeen Summer Student Start-Up Program.

- Workforce Development was advanced in a collaborative approach through the SEDC's Regional Advisory Committee. Each municipality identified a pilot company in their area to work with to better understand how we can support and grow their hiring and retention efforts. Subsequently, quality training opportunities were provided relevant to the businesses' needs.
- Hawk's Nest Competition was a huge success. Our sponsorship helped to strengthen the economic development of rural Ontario and will have a lasting impact on the entrepreneurs who pitched their ideas to the Hawks that evening.
- Joint summer radio campaign to promote our Entertainment and Downtown Districts continued in collaboration with the DIA, Hanover Chamber of Commerce, Hanover Raceway and Playtime Casino.
- We are pleased to continue to support the DIA and Hanover Chamber of Commerce Holiday Shop & Win promotions and annual Trick or Treat Trail.
- Through the Event Development Fund, Music in the Square and cultural activities we continue to foster community development and pride, and invite visitors to experience what Hanover has to offer. The Event Development Fund reinforced growth of the Plein Air Painting Festival, Hanover Fair, the Ontario Criers Guild Championship and the Fall and Christmas Markets in the Square.

Goals and Objectives for 2023-2027

1. **Growth & Attraction** - To provide a framework for how land in the Town and surrounding area can best be utilized to create additional economic opportunities for the area by identifying actions that will provide greater opportunity for growing industrial land, expanding developable land and promoting collaboration.

To leverage our location as a regional hub to attract new businesses & local jobs, while also encouraging a greater mix of housing options for residents of all ages and income levels.

2. **Demographics** - To support initiatives that contribute to workforce/human capital development, retention and attraction, as well as embrace community diversity, equity and inclusion.
3. **Engagement Business Community** - To enhance and strengthen Hanover's economy by collaborating and building partnerships, communications and participation; Put an emphasis on the downtown experience for residents and visitors.
4. **Culture** - To create an environment that supports a thriving economy, enhances quality of life, creates a sense of pride in our community and encourages social cohesion.

"Tourism and culture go hand in hand, and both play a crucial role in community development and retention. It is here where the lived experience of everyday life is created and enjoyed." (*Excerpt from The Grey't Reset: Economic Development, Tourism and Cultural Master Plan*)

5. **Tourism** - To strengthen and promote cohesion with our attractions by enhancing market readiness and identification of opportunities through product and experience

development. To support development that builds tourism partnerships and initiatives that promote sense of place.

Program Changes for 2024

- To advance Town of Hanover and Economic Tourism and Cultural Development Strategic Plan's goals and timelines to support the following actions:
 - Healthy & Welcoming Community
 - Embracing community diversity, equity, and inclusion. Incorporate EDI keynote address into a Cultural Spring Symposium in partnership with Minto and Wellington North Cultural Roundtables that Council, staff and cultural stakeholders can all participate in, with funding support through the EDCO EDI Training Scholarship.
 - Strong & Vibrant Economy
 - Leveraging our location as a regional hub to attract new businesses & local jobs. Continue to build on the restructuring success at Launch Pad Skills Training & Technology Centre and HIPP Apprentice work to continue supporting the operation and program that further youth retention and workforce development efforts to aid business and employment attraction and retention through training and upskilling locally.
 - To continue to enhance the impact of the CIP and to strengthen the HIPP Entrepreneur campaign by initiating a new business competition that promotes starting a business in Hanover. Build on the success of the inaugural Mayor's Breakfast for Business by continuing to host the opportunity to strengthen relationships with our local businesses.
 - Promote tourism as an economic driver by developing a Tourism Plan that provides practical recommendations to create an attraction, trail or tour that leverages the Town's features/amenities. Support restarting discussions with the Hanover, Bentinck & Brant Agriculture Society to partner on a hotel development plan.
 - Build tourism collaboration between culture, heritage and the downtown by launching a tourism app that promotes asset mapping, sharing stories, videos and photos, tours, events, gamification and special discounts and promotions with downtown retailers.

LOOKING AHEAD

- We propose to continue providing incentives for business development/improvements through the CIP to spur commercial property enhancements, business retention, expansion and attraction, and housing developments; and through the Event Development Fund to promote growth of events.
- We propose to continue to promote collaboration and stakeholder participation in our culture, tourism and marketing efforts to assist in our attraction efforts and building awareness that supports Hanover's position as a regional hub and destination for commerce, entertainment and activity.
- We will plan to advance the final phase of the Wayfinding Strategy, to complete that project.
- We will continue to implement and promote HIPP and support operations at Launch Pad to further leverage this important asset and the developed collaboration.
- We will continue to collaborate with our regional partners and share resources to grow our economy through the successful Saugeen Connects program.

2024 BUDGET vs 2023 BUDGET

	2023 Approved	2023 Actuals	2024 Proposed	BUDGET CHANGE \$	BUDGET CHANGE %
ECONOMIC DEVELOPMENT					
8200 Economic Development					
01-8200-0521 ONTARIO CONDITIONAL GRANTS	-88,500	(27,215)	(9,500)	79,000	(89)
01-8200-0551 OTHER GRANTS	(26,600)	(20,000)	(1,000)	25,600	(96)
01-8200-0578 PROMOTIONAL MATERIAL-HATS/TOWELS/SHIRT	0	(61)		0	
01-8200-0579 MISC FEES/DONATIONS	(23,000)	(27,180)	(16,500)	6,500	(28)
01-8200-0934 TRANSFERS FROM RESERVES	(9,300)	(16,660)	(1,700)	7,600	(82)
01-8200-0936 TRANSFER FROM RESERVE FUND			(115,000)	(115,000)	
01-8200-1110 REGULAR SALARIES	89,100	89,653	93,200	4,100	5
01-8200-1111 PART-TIME SALARIES		38,306	1,300		
01-8200-1152 WAGE ACCRUAL(ANN.ADJ.AUDIT)	0	(1,880)		0	
01-8200-1510 EMPLOYEE BENEFITS	26,000	33,497	28,700	2,700	10
01-8200-1516 WSIB	2,900	4,220	2,800	(100)	(3)
01-8200-1519 EMPLOYEE ASSISTANCE PROGRAM	0	27		0	
01-8200-3110 PROF.DEV/TRAINING/TRAVEL	4,300	5,457	4,300	0	-
01-8200-3128 SUBSCRIPTIONS & MEMBERSHIPS	1,600	1,852	1,600	0	-
01-8200-3140 TRADE FAIRS			500		
01-8200-3212 TELEPHONE	300	234	300	0	-
01-8200-3215 PRINTING & ADVERTISING	9,000	7,495	11,500	2,500	28
01-8200-3232 WW WEBSITE (MAINTENANCE)	3,100	5,175	9,900	6,800	219
01-8200-3233 INITIATIVES/SPONSORSHIPS	132,200	79,194	24,000	(108,200)	(82)
01-8200-3234 RADIO ADVERTISING	15,000	14,475	15,000	0	-
01-8200-3325 COMPUTER SERVICES/SUPPLIES			2,600		
01-8200-3627 MARKETING & BRANDING	107,500	121,129	195,000	87,500	81
01-8200-5213 TRANSFER TO RESERVES		6,900	35,400	35,400	
01-8200-5214 TRANSFER TO YATC	100,000	100,000	64,600	(35,400)	(35)
Total 8200 Economic Development	343,600	414,618	347,000	3,400	1

**SECTION 17 -- OTHER BOARDS – SVCA, SMA, SMART
(Protective Inspection / Transportation)**

2024 BUDGET vs 2023 BUDGET

	2023	2023	2024	BUDGET	BUDGET
OTHER	Approved	Actuals	Proposed	CHANGE	CHANGE
				\$	%
<u>2300 Saugeen Valley Conservation Authority</u>					
01-2300-6120 TRANSFER TO S.V.C.A.	135,500	135,498	148,400	12,900	10
Total 2300 Saugeen Valley Conservation Authority	135,500	135,498	148,400	12,900	10
<u>3850 Saugeen Municipal Airport</u>					
01-3850-0518 DONATIONS		(19,500)			
01-3850-5213 TRANSFER TO RESERVE	3,000	3,000	3,000	-	-
01-3850-5216 SMA-AIRPORT-(HANOVER-31.19%)	51,000	67,404	51,000	-	-
Total 3850 Saugeen Municipal Airport	54,000	50,904	54,000	-	-
<u>3900 SMART Transit</u>					
01-3900-5218 TRANS.TO SMART (Transit Corp)	137,500	137,465	137,800	300	0
Total 3900 SMART Transit	137,500	137,465	137,800	300	0
<u>3910 SMART Transit - Provincial Gas Tax</u>					
01-3910-0511 CANADA CONDITIONAL GRANTS		(93,192)			
01-3910-0521 ONTARIO CONDITIONAL GRANTS	(720,000)	(838,254)	(740,000)	(20,000)	3
01-3910-0579 MISC REVENUE		(37,234)			
01-3910-5218 TRANS.TO SMART TRANSIT CORP.	720,000	968,680	740,000	20,000	3
Total 3910 SMART Transit - Provincial Gas Tax				-	
Total Other	327,000	323,867	340,200	13,200	4

2024 Saugeen Valley Conservation Authority Budget

Category of Program or Service – Summary	Levy	Self Generated	Reserves	Cost Apportioning	Special Levy	Other
Category 1: Mandatory Programs and Services	\$2,287,471	\$1,561,910	\$221,586	\$0	\$302,948	\$219,850
Category 2: Non-mandated program or service delivered to municipality through an agreement	\$0	\$0	\$0	\$0	\$43,100	\$0
Category 3: Programs and services are cost-apportioned with municipalities	\$0	\$1,187,400	\$68,600	\$100,410	\$0	\$0
TOTAL	\$2,287,471	\$2,749,310	\$290,186	\$100,410	\$346,048	\$219,850
TOTAL 2024 BUDGET \$5,993,275						

2024 Budget by Municipality

Municipality	2023 Levy	2024 Levy	Levy \$ Change	2024 Cost Apportioning
Municipality of Arran-Elderslie	\$51,937	\$56,962	\$5,025	\$2,500
Municipality of Brockton	\$178,827	\$196,379	\$17,552	\$8,620
Township of Chatsworth	\$62,008	\$67,958	\$5,950	\$2,983
Municipality of Grey Highlands	\$89,868	\$98,630	\$8,762	\$4,329
Town of Hanover	\$135,498	\$148,386	\$12,888	\$6,514
Township of Howick	\$5,565	\$6,124	\$559	\$269
Township of Huron-Kinloss	\$114,758	\$126,807	\$12,049	\$5,566
Municipality of Kincardine	\$362,257	\$398,215	\$35,958	\$17,480
Town of Minto	\$56,271	\$62,218	\$5,947	\$2,731
Municipality of Morris-Turnberry	\$4,184	\$4,359	\$175	\$191
Town of Saugeen Shores	\$435,734	\$483,041	\$47,307	\$21,203
Municipality of South Bruce	\$100,286	\$111,578	\$11,292	\$4,898
Township of Southgate	\$141,332	\$162,742	\$21,410	\$7,144
Township of Wellington North	\$81,626	\$89,834	\$8,208	\$3,943
Municipality of West Grey	\$251,064	\$274,237	\$23,173	\$12,038
TOTAL	\$2,071,215	\$2,287,471	\$216,256	\$100,410

Saugen Municipal Airport (SMA)

SMA BUDGET						
2024 BUDGET vs 2023 BUDGET						
Account	Description	2023 Approved	2023 Actuals	2024 Proposed	Budget Change \$	Budget Change %
71-3800-0518	Donations / Sponsorships	(60,000)	(19,857)	(20,000)	40,000	-67%
71-3800-0559	Sales - Diesel Fuel		-		-	
71-3800-0560	Sales - Aircraft Jet A	(45,000)	(32,658)	(33,000)	12,000	-27%
71-3800-0561	Sales - Aircraft 100LL	(140,000)	(129,076)	(135,000)	5,000	-4%
71-3800-0562	Sales - Aircraft Oil	(100)	(56)	(100)	-	0%
71-3800-0563	Fees - Tie Down	(500)	(230)	(500)	-	0%
71-3800-0564	Fees - Commercial Landing	(1,000)	(3,450)	(4,000)	(3,000)	300%
71-3800-0565	Fees - Access	(2,100)	(2,198)	(2,200)	(100)	5%
71-3800-0579	Misc Fees	(12,700)	(22,192)	(12,700)	-	0%
71-3800-0610	Rentals - Rooms	(5,000)	(3,557)	(4,000)	1,000	-20%
71-3800-0611	Rentals - Kitchen	(5,000)	(4,867)	(5,000)	-	0%
71-3800-0741	Lease - Hangars	(17,000)	(16,221)	(17,000)	-	0%
71-3800-0742	Rentals - Hangars	(22,000)	(20,933)	(20,000)	2,000	-9%
71-3800-0747	Rentals - Farmland	(25,000)	(16,395)	(20,000)	5,000	-20%
71-3800-0881	A/R Penalty/Interest Charges	(100)	(55)		100	-100%
71-3800-0922	Bank Interest	(500)	(764)	(500)	-	0%
71-3800-0934	Transfer from Reserves	(14,400)	(14,429)	-	14,400	-100%
71-3800-0945	Municipal Contributions	(154,500)	(154,530)	(162,200)	(7,700)	5%
71-3800-0999	Proceeds on TCA Disposals		(3,214)		-	
	TOTAL REVENUES	(504,900)	(444,682)	(436,200)	68,700	-14%
71-3800-2130	Supplies - Office	1,400	891	700	(700)	-50%
71-3800-2415	Purchases - Aircraft Jet A	30,000	28,264	27,000	(3,000)	-10%
71-3800-2416	Purchases - Aircraft 100LL	110,000	114,927	120,000	10,000	9%
71-3800-2417	Purchases - Oil		145	1,000	1,000	
71-3800-2418	Purchases - Diesel	7,000	4,780	6,500	(500)	-7%
71-3800-3005	Misc. Expenses	500	2,638	500	-	0%
71-3800-3008	Service Agreements	124,100	104,746	120,000	(4,100)	-3%
71-3800-3128	Memberships		155	200	200	
71-3800-3212	Telephone	1,000	1,299	1,200	200	20%
71-3800-3213	Internet	1,000	582	1,000	-	0%
71-3800-3214	Web Maintenance	1,500	2,282	2,500	1,000	67%
71-3800-3234	Advertising & Promotions	2,000	1,632	500	(1,500)	-75%
71-3800-3300	Services - Bookkeeping	11,200	11,200	11,500	300	3%
71-3800-3310	Services - Audit	6,200	7,466	6,900	700	11%
71-3800-3311	Legal Services	9,000	5,388	10,000	1,000	11%
71-3800-3312	Services - RNAV Maintenance	3,500	3,500	3,500	-	0%
71-3800-3316	Consultant Fees	-	-	-	-	
71-3800-3400	Maintenance - Grounds	9,800	4,338	5,000	(4,800)	-49%
71-3800-3405	Maintenance - Farmlands	5,500	-	5,000	(500)	-9%
71-3800-3410	Maintenance - SMA Building	3,000	3,323	3,500	500	17%
71-3800-3411	Maintenance - Runways	20,000		10,000	(10,000)	-50%
71-3800-3413	Maintenance - Equipment	8,000	3,610	5,000	(3,000)	-38%
71-3800-3415	Maintenance - SMA Shop	2,500	187	2,500	-	0%
71-3800-3627	Property Development	20,000	-	3,000	(17,000)	-85%
71-3800-3710	Insurance	13,000	12,850	13,000	-	0%
71-3800-3712	Utilities - Water	400	182	500	100	25%
71-3800-3713	Utilities - Gas - Terminal (0211)	2,200	658	2,500	300	14%
71-3800-3714	Utilities - Gas - Garage (0212)	1,300	1,119	1,300	-	0%
71-3800-3715	Utilities - Gas - Hangar (4032)	2,000	1,079	1,500	(500)	-25%
71-3800-3716	Utilities - Hydro Terminal (64112)	4,000	2,036	2,000	(2,000)	-50%
71-3800-3717	Utilities - Hydro Hangar (15965)	1,500	1,717	1,500	-	0%
71-3800-3726	Property Taxes	19,300	24,067	25,000	5,700	30%
71-3800-4110	Service Charges - Bank and Global	8,000	6,553	6,000	(2,000)	-25%

71-3800-4220	Interest Expense - Hangar & Tractor	4,800	4,679	4,800	-	0%
71-3800-4410	Cashier (Over)/Short		1		-	
71-3800-5210	TCA Purchases (Capital)	7,000	38,250		(7,000)	-100%
71-3800-5213	Transfer to Reserve	44,200	43,107	10,800	(33,400)	-76%
71-3800-5230	Principal Payments on Loans	20,000	18,326	20,300	300	2%
					-	
	TOTAL EXPENSES	504,900	455,977	436,200	(68,700)	-14%
	GRAND TOTAL (Surplus)/Deficit	-	11,295	-	-	
<i>All budgets to be rounded to the nearest \$100</i>				<i>should be zero to balance</i>		
	Municipal Contributions	2023 Approved	2023 Actuals	2024 Proposed	Budget Change \$	Budget Change %
		(154,500)	(154,530)	(162,200)		
42%	Municipality of Brockton	(64,890)	(64,903)	(68,100)	(3,210)	4.95%
31%	Town of Hanover	(47,895)	(47,904)	(50,300)	(2,405)	5.02%
27%	Municipality of West Grey	(41,715)	(41,723)	(43,800)	(2,085)	5.00%
		(154,500)	(154,530)	(162,200)		

Saugeen Mobility & Regional Transit (SMART)

Saugeen Mobility And Regional Transit

BUDGET - Jan - Apr 2023

	BUDGET 2023	ACTUAL as of Dec 15, 2023	BUDGET 2024
Individual Rides	18500	16842	18800
Group Rides	4500	4090	4500
REVENUE			
Municipal funding			
Arran-Elderslie	\$ 72,131.58	\$ 72,132.00	\$ 74,174.21
Brockton	\$ 86,651.03	\$ 86,651.00	\$ 89,145.83
Chatsworth	\$ 44,552.41	\$ 44,552.00	\$ 15,000.00
Hanover	\$ 137,485.38	\$ 137,465.00	\$ 137,822.03
Huron-Kinloss	\$ 40,967.98	\$ 40,968.00	\$ 45,680.84
Kincardine	\$ 85,954.68	\$ 85,955.00	\$ 84,017.39
Saugeen Shores	\$ 131,003.29	\$ 131,003.00	\$ 140,833.91
Southgate	\$ 27,154.85	\$ 27,155.00	\$ 28,078.71
West Grey	\$ 104,393.74	\$ 104,394.00	\$ 103,623.03
Grey Highlands	\$ 23,432.39	\$ 18,000.00	\$ 28,380.08
Sub-total	\$753,707.39	\$ 748,275.00	\$746,716.11
User fees - Individuals	\$ 350,000.00	\$ 306,108.00	\$ 338,170.00
User fees - Group Excursions	\$ 35,000.00	\$ 28,337.00	\$ 35,000.00
Donations	\$ 7,000.00	\$ 5,915.00	\$ 6,000.00
Other	\$ 2,500.00	\$ 4,262.00	\$ 5,000.00
School transportation	\$ 8,000.00	\$ 17,312.00	\$ 18,500.00
NET LOCAL REVENUE	\$1,157,207.39	\$ 1,110,208.00	\$1,148,388.11
EXPENSES - net of HST			
Audit - not an eligible MTO expense	\$ 19,000.00	\$ 20,688.00	\$ 20,688.00
Advertising & Website	\$ 1,000.00	\$ 534.00	\$ -
Donations	\$ 300.00	\$ 100.00	\$ 300.00
Account write-off	\$ 500.00	\$ 2,636.00	\$ 2,700.00
Bad debts & Collection	\$ 3,000.00	\$ 188.00	\$ 500.00
Bank monthly fee&charges	\$ 2,000.00	\$ 1,704.00	\$ 2,000.00
Moneris charges	\$ 2,000.00	\$ 2,280.00	\$ 2,500.00
Bank interest on line of credit	\$ 3,000.00	\$ 1,051.00	\$ 500.00
Insurance - liability & property	\$ 9,000.00	\$ 8,913.00	\$ 10,219.00
Legal	\$ 3,000.00	\$ 201.00	\$ 1,000.00
Membership fees	\$ 3,500.00	\$ 2,665.00	\$ 7,500.00
Driver Training, Apparel, Misc	\$ 5,000.00	\$ 3,731.00	\$ 4,000.00
Covid-19 Pandemic Supplies	\$ 1,000.00	\$ -	\$ -
MTO Liason	\$ 8,000.00	\$ -	\$ 8,000.00
Office Supplies & Postage	\$ 25,000.00	\$ 28,571.00	\$ 20,000.00
Computer System	\$ 22,000.00	\$ 15,022.00	\$ 18,000.00
Software licensing fees (Spire, Novus)	\$ 22,000.00	\$ 21,599.00	\$ 24,000.00
Office Rent	\$ 16,000.00	\$ 15,560.00	\$ 16,000.00
Telephones	\$ 24,000.00	\$ 21,812.00	\$ 23,000.00
Travel, Meals, Parking, etc	\$ 3,000.00	\$ 3,499.00	\$ 3,600.00
Vehicles			
Fuel - cost less federal rebate	\$ 250,000.00	\$ 219,034.00	\$ 250,000.00
Insurance	\$ 134,924.00	\$ 106,346.00	\$ 106,346.00
Licenses	\$ 1,000.00	\$ 1,031.00	\$ 1,000.00
Maintenance	\$ 100,000.00	\$ 106,449.00	\$ 110,000.00
Board of Director Expenses	\$ 2,000.00	\$ 528.00	\$ 1,000.00
Professional Fees	\$ 4,000.00	\$ 2,821.00	\$ 4,000.00
Workshops/Conferences	\$ 3,000.00	\$ 2,438.00	\$ 3,000.00
Wages & Benefits			
Group Benefit Plan	\$ 45,000.00	\$ 6,651.00	\$ 8,000.00
Drivers	\$ 700,000.00	\$ 720,600.00	\$ 800,000.00
Office	\$ 230,000.00	\$ 200,041.00	\$ 220,000.00
Statutory Benefits	\$ 85,000.00	\$ 85,076.00	\$ 90,000.00
Meridian			
NET EXPENSES	\$ 1,727,224.00	\$ 1,599,667.00	\$ 1,758,853.00
NET OPERATING SURPLUS (DEFICIT)	-\$ 570,016.61	-\$ 489,458.00	-\$ 607,468.89

SECTION 18 -- CAPITAL

Each department head has provided proposed 2024 capital requirements. Projects have been prioritized in accordance with six factors: Asset Management Plan; strategic plan; health and safety; legislation; environmental impact or protection; and available funding. In an effort to address budgetary constraints, many capital projects have been deferred for 2024 based on their priority.

The Capital Comparison Sheet indicates the total capital projects proposed for 2024 compared to 2023. The proposed capital projects for 2024 total \$15,565,800 with \$838,500 being funded from the Revenue Fund.

Capital Financing Includes:

Trsf from Revenue Fund **\$1,022,200** Tax money required (OLG funds \$1,022,200)

Reserves/Reserve Funds: \$3,011,000

Cemetery-\$35,000 Steiner; \$70,000 Columbarium;
Roads - \$199,100 3rd St Storm; **\$161,300 - 21st Ave/15th St Close Paving**; \$1,000,000 – Water Tower; \$600,000 SCADA System at Water Plant; \$100,000 Wastewater EA;

RECREATION: \$845,600

\$20,000 – Washroom Upgrade; \$27,000 Trails System East Loop; \$48,300 Trail Bridges; \$50,000 Outdoor Splash Pad Engineering; \$441,500 P&H Centre Boiler; \$32,000 Pool Filter; \$23,500-Jet Pump & Motor; \$53,300 Arena Floor Lighting; \$150,000 Condenser Replacement.

Grants: \$3,137,300 Fire - \$1,472,700 (\$840,000 Green Municipal Fund; \$204,000 CCBF; \$428,700 SDF Funding); Roads – \$521,000 2nd St east of 18th Ave (\$475,000 OCIF; \$46,000 CCBF); Recreation - \$1,143,600 (ICIP portion for trail bridges).

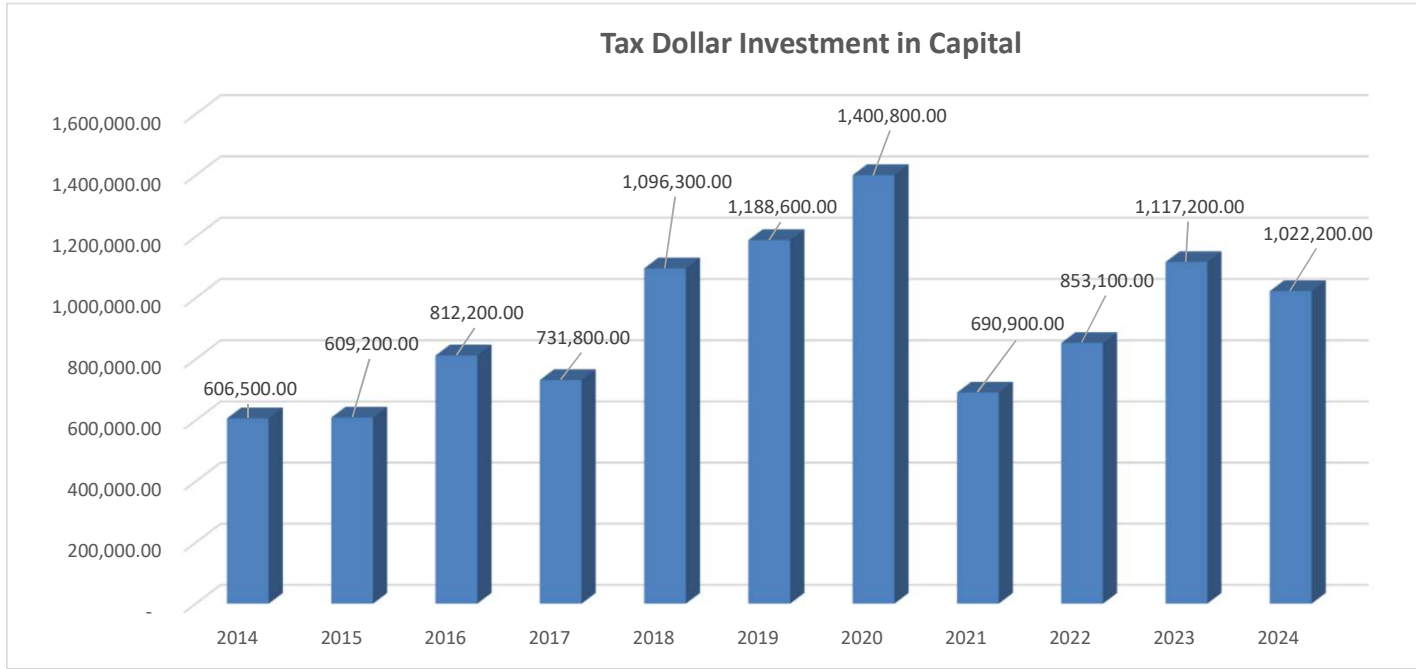
Other: \$7,181,400 Fire - \$5,600,100 borrowing for new fire station; \$250,000 Internal Borrowing– Fire Rescue Pumper; Cemetery-\$5,000 Trade-in for Steiner Mower; Roads - \$35,000 Developers Contribution towards 24th Ave Engineering; Recreation - \$116,000 – Trails East Loop Developers Contribution; \$1,163,600 – Trail Bridges Internal Loan; \$5,000 mower trade-in; \$6,700 Arena Floor Rebate;

User Fees: \$1,558,900 **Water - \$623,500** (\$4,500-7th St. Engineering; \$188,000 – 3rd St Construction; \$161,000 – 2nd St east of 18th Ave.; \$70,000 High Lift Pumps; \$200,000 SCADA System;
Wastewater - \$935,400 (\$5,900-7th St. Engineering; \$138,000 – 3rd St Construction; \$1,500 – 24th Ave Engineering; \$110,000 Treatment Plant Upgrade; \$550,000 Interim Plant Upgrades; \$130,000 Industrial Lands Servicing).

Total **\$15,910,800**

CAPITAL BUDGETS 2024 vs 2023

Dept.	Attributable to Revenue Fund			Attributable to Water/Sewer Rates			Attributable to Reserves			Attributable to Grants/Other			TOTAL		
	2024	2023	% Incr.	2024	2023	% Incr.	2024	2023	% Incr.	2024	2023	% Incr.	2024	2023	% Incr.
Administration Civic Centre 140 7th Ave (EMS Bldg) Hanover Family Centre								20,000					-	-	
Sub-Total General Gov't	-	-		-	-		-	20,000	-100%	-	-		-	20,000	-100%
Fire Emergency Mgmt. Police Cemetery Medical Clinic								35,000		7,322,800	3,955,400		7,322,800	3,990,400	
Sub-Total Protection & Health Services	-	-		-	-		105,000	35,000	200%	7,327,800	3,955,400		7,432,800	3,990,400	86%
Water Works Sewage System				623,500	685,600		1,600,000	302,000		35,000	165,000		2,258,500	1,152,600	
Sub-Total Environment	-	-		1,558,900	1,258,000	24%	1,700,000	552,000	208%	35,000	206,000		3,293,900	2,016,000	63%
Road Work Sidewalks Transportation Equip. Storm Sewers Street Lights	834,800 55,000 - 40,900 -	323,200 139,000 92,000 359,300 -					161,300	227,500		420,000	1,520,800		1,416,100	2,071,500	
Sub-Total Transportation	930,700	913,500	2%	-	-		360,400	327,500	10%	521,000	2,014,000	-74%	1,812,100	3,255,000	-44%
Parks & Outdoor Facilities Regional Aquatic Centre Recr. Admin P & H Centre Civic Theatre	91,500 - - - -	92,200 50,000 61,500 - -					145,300	216,800		2,428,200	709,000		2,665,000	1,018,000	
Sub-Total Recreation & Culture	91,500	203,700	-55%	-	-		845,600	441,800	91%	2,434,900	747,500		3,372,000	1,393,000	142%
Industrial Land Plan. & Dev. EDC	- - -	- - -					-	-		-	-		-	-	
Sub-Total Planning & Development	-	-		-	-		-	-		-	-		-	-	0%
TOTAL TOWN CAPITAL	1,022,200	1,117,200	-8.50%	1,558,900	1,258,000	23.92%	3,011,000	1,376,300	118.77%	10,318,700	6,922,900	49.05%	15,910,800	10,674,400	49.06%
	<u>1,022,200</u>	<u>1,117,200</u>		<u>1,558,900</u>	<u>1,258,000</u>		<u>3,011,000</u>	<u>1,376,300</u>		<u>10,318,700</u>	<u>6,922,900</u>		<u>15,910,800</u>	<u>10,674,400</u>	
	-	95,000			300,900			1,634,700			3,395,800			5,236,400	
without water/sewer	1,022,200	1,117,200		-	-		1,311,000	824,300		10,283,700	6,716,900		12,616,900	8,658,400	



SECTION 19 -- CAPITAL PROJECTS (2024 Projects)

The 2024 Capital Budget Forecast Summary provides council with a list of the capital projects by function and sources of funding (as summarized in Section 18).

To the left of the project is a project number that is applicable to the respective capital project. Behind this summary sheet are the individual project sheets with detailed information regarding each individual project as well as the proposed financing for these projects.

Revisions Project 7410C011 Deferred to 2025 and brought back Project 3300C023 21st Avenue/15th St Close Paving with additional funding from reserves. Project numbers reflected on capital summary page.

Capital Budget Forecast Summary

Capital Projects

	Priority Rating	Total	Tsfr from Revenue (Taxes)	Water	Sewer	Reserves	Reserve	Grants	Other	Total Financing
General Government										
Total General Government										
Protection Services										
1	2100C003	Emergency Services Building (Firehall)	A	7,072,800				(1,472,700)	(5,600,100)	(7,072,800)
2	2100C009	Replacement of Rescue Pumper	A	250,000					(250,000)	(250,000)
Total Protection Services				7,322,800				(1,472,700)	(5,850,100)	(7,322,800)
Health Services										
3	5200C001	Replacement of Steiner Mower	C	40,000			(35,000)		(5,000)	(40,000)
4	5200C004	New Columbarium and Garden Base	B	70,000			(70,000)			(70,000)
Total Health Services				110,000			(105,000)		(5,000)	(110,000)
Transportation Services										
5	3300C023	21st Avenue & 15th Street Close Paving	B	365,000	(203,700)		(161,300)			(365,000)
6	3300C024	7th Street from 13th Avenue Easterly	A	30,000	(19,600)	(4,500)	(5,900)			(30,000)
7	3300C028	3rd St from 11th to 12th Ave / 12th Ave south of	A	1,210,000	(684,900)	(188,000)	(138,000)		(199,100)	(1,210,000)
8	3300C032	2nd St - east of 18th Ave	A	682,000		(161,000)			(521,000)	(682,000)
9	3300C039	8th St/10th Ave Storm Water Channel Rehabilitation	B	15,000	(15,000)					(15,000)
Total Transportation Services				2,302,000	(923,200)	(353,500)	(143,900)	(161,300)	(199,100)	(521,000)

	Priority	Total	Tsfr from	Water	Sewer	Reserves	Reserve	Grants	Other	Total
	Rating		Revenue							Financing
			(Taxes)							
Environment Services										
10	4400C004	7th Avenue Water Tower Replacement	A	1,000,000			(1,000,000)			(1,000,000)
11	4400C007	24th Avenue (CR#28) 10th to 14th St	A	44,000	(7,500)		(1,500)		(35,000)	(44,000)
12	4430C002	High Lift Pump / Piping Upgrades	A	70,000		(70,000)				(70,000)
13	4430C003	SCADA System	A	800,000		(200,000)		(600,000)		(800,000)
14	4620C004	Wastewater Treatment Plant - Environmental As	A	100,000				(100,000)		(100,000)
15	4620C005	Wastewater Treatment Plant Upgrade	A	110,000			(110,000)			(110,000)
16	4620C006	Interim Plant Upgrades		550,000			(550,000)			(550,000)
17	4640C004	Industrial Lands Sanitary Servicing	A	130,000			(130,000)			(130,000)
Total Environment Services				2,804,000	(7,500)	(270,000)	(791,500)	(1,700,000)	(35,000)	(2,804,000)
Parks, Recreation & Culture										
18	7100C011	Athletic Field - Washroom Replacement/Upgrad	A	20,000			(20,000)			(20,000)
19	7100C012	Trails System East Loop Development and 14th	B	143,000			(27,000)		(116,000)	(143,000)
20	7100C020	Trails System Bridge - Structure 4 and Structure	A	2,355,500			(48,300)	(1,143,600)	(1,163,600)	(2,355,500)
21	7100C024	Commercial Mower Snowblower Unit with attac	C	71,500	(66,500)				(5,000)	(71,500)
22	7100C027	Outdoor Splash Pad	E	50,000			(50,000)			(50,000)
23	7100C028	Kinsmen Ball Park Fencing	B	25,000	(25,000)					(25,000)
24	7210C003	P & H Centre Boilers	A	441,500			(75,000)	(366,500)		(441,500)
25	7210C004	Main Pool Filter	A	32,000			(32,000)			(32,000)
26	7210C005	Whirlpool Jet Pump & Motor	A	23,500			(23,500)			(23,500)
27	7410C010	Arena Floor LED Lighting	A	60,000				(53,300)	(6,700)	(60,000)
28	7410C012	Condenser Replacement	D	150,000				(150,000)		(150,000)
Total Parks, Recreation & Culture				3,372,000	(91,500)		(275,800)	(569,800)	(1,143,600)	(3,372,000)
Planning & Development										
Total Planning & Development										
Grand Total				15,910,800	(1,022,200)	(623,500)	(935,400)	(542,100)	(2,468,900)	(3,137,300)
									(7,181,400)	(15,910,800)



Town of Hanover
Capital Projects

Project	2100C003 Emergency Services Building (Firehall)		
Department	Fire		
Version	4 Council Review	Year	2024

Description
<p>In June 2021, council passed a motion whereby staff be directed to develop a terms of reference and establish an Emergency Services Facility Review Committee (ESFRC) to investigate the current Town of Hanover emergency services facilities, and report any findings and recommendations with regards to feasibility of renovations to current facilities versus the construction of a new emergency services facility to accommodate the community needs for the next 25 years, and beyond. In a final report presented to council on May 3, 2021, the ESFRC recommended that moving forward a new Fire Station be constructed at a new location, it has been determined that a 1.5-acre parcel of land within the Industrial Park (670 1st Street) should be secured as the site of the new Fire Station. Council accepted the committee's report.</p> <p>In 2023 Council has directed staff to secure plans for the new net-zero fire station. Dawley Engineering was secured as the engineering firm to create the design of the station and coordinate building activity. The plans for the fire station were approved by council and the tender for the construction was awarded to Domm Construction at a cost of \$6,490,000 (\$5,990,000 plus \$500,000 contingency).</p> <p>Construction of the new 15,464 Square Foot Fire Station is planned to begin in September 2023 and has an expected construction duration of 12 months. This is a multi-year project due to its complexity and duration of the project.</p> <p>Grants from the Green Municipal Fund and Skills Development Fund will be applied for. In addition, the Fire Department has begun a Training Centre Sponsorship program to offset building costs. Pending the grant funding outcomes, any additional costs will be through available town reserves/reserve funds, taxes, and the balance through long term borrowing. Most of the expenses will occur in 2024, therefore expenses/revenues from 2023 were deferred and will show up in 2024 figures.</p>

Risk of Not Proceeding
<p>The risk of not proceeding, or delaying the commencement of this project would be that the fire station will not be completed. The activity that has taken place to this point would be halted.</p> <p>The current fire station does not meet many of the standards from the National Fire Protection Association (NFPA), and occupational health and safety requirements to ensure firefighter overall health and safety, as well as efficiency and effectiveness of operation. Further delaying this project will continue to drive up costs both from attempting to maintain operation of the present aging fire stations, as well as the cost to build a new station in the future.</p>

Priority		
Category	Priority	Comment
Public Well Being (Public H&S; Environmental Impact; Legislated)	2	The Fire Station is an integral part of the community's safety. In addition, as it will be built to post disaster level, can also be used as the Emergency Operations Centre for the Town of Hanover providing additional use of the facility for community safety. A new fire station is required to meet National Fire Protection Association (NFPA) standards and will be net zero, meeting municipal environmental targets. Required to meet National Fire Protection Association (NFPA) standards to meet health and safety requirements for firefighters.
Tax Levy Impact (Funding Available)	1	Partial funding but not 50%; A grant from the Green Municipal Fund and Skills Development Fund will assist with both the design and build of a net zero fire station that meets pre-established conditions. Green Municipal Fund/Skills Development Fund/Training Centre Sponsorship Program
Efficiency/Time Resources Savings	1	The present station has significant heating, cooling and maintenance costs. A new fire station would reduce the overall environmental footprint and cost of this facility. A new station will decrease utility costs. In addition, the result was a conclusion of the Emergency

Total Weight	93
---------------------	-----------



Town of Hanover Capital Projects

Project	2100C003 Emergency Services Building (Firehall)		
Department	Fire		
Version	4 Council Review	Year	2024

Priority		
Category	Priority	Comment
Strategic Plan Value	2	Service Review Committee Report of 2020 Safe and Reliable Infrastructure, Healthy and welcoming community, open and responsible government. A new station will create efficiencies for training and response.
AMP Priority	1	Present fire station built in 1930's with an addition in the 60's and another addition in the 80's. Future replacement of TCA #656. 2025, 2495
Total Weight	93	

Budget								
	Total	2024	2025	2026	2027	2028	2029	2030

<i>Expenditures</i>								
	Total	2024	2025	2026	2027	2028	2029	2030
CONSULTANTS / ENGINEERING	129,600	129,600						
CONTRACT	6,943,200	6,943,200						
	7,072,800	7,072,800						
Expenditures Total	7,072,800	7,072,800						

<i>Funding</i>								
	Total	2024	2025	2026	2027	2028	2029	2030
FEDERAL GRANTS	1,044,000	1,044,000						
DONATIONS	30,000	30,000						
PROVINCIAL GRANTS	428,700	428,700						
MISC OTHER REVENUE	5,570,100	5,570,100						
	7,072,800	7,072,800						
Funding Total	7,072,800	7,072,800						

Attributes		
Attribute	Value	Comment
Department	Fire	
Function	Protection & Health Services	
Location	Fire Hall	
Type of Project	New Asset	
Project Asset Classification	Buildings	
Approval Status	In Budget	2023 - 2024 Multi-Year Project - Approved in 2023.
Priority Rating	A Priority Weighting Between 80-100%	



Town of Hanover Capital Projects

Project	2100C003 Emergency Services Building (Firehall)		
Department	Fire		
Version	4 Council Review	Year	2024

Gallery

C:\Users\jdentinger\Desktop\20171214 Coldstream Firehall 006.jpg





Town of Hanover

Capital Projects

Project	2100C009 Replacement of Rescue Pumper		
Department	Fire		
Version	4 Council Review	Year	2024

Description
<p>Replacement of 1999 Rescue Pumper to house all rescue, firefighting, technical rescue equipment.</p> <p>Presently this apparatus is the most used in the fire department fleet. It is first to respond to rescues, carbon monoxide calls and out of town fire emergencies. It is second out of station to in town fire emergencies and other issues that require rescue tools. In 2025, the apparatus will be 26 years old. Wiring issues, engine/air brake issues, and body decomposition have plagued the apparatus in recent years. The firefighters and repair staff have attempted to keep the unit in service but there are water discharges that are no longer operational and many of the lights on the pump panel no longer operate. In addition, repair costs are continuing to escalate and the concern is that it will not operate when it is needed most during emergencies.</p> <p>The present apparatus is a custom build, and hold 8 personnel. Fire Department staff have spent considerable time discussing options that would best serve the municipality, as well as overall cost effectiveness.</p> <p>At this time we are suggesting the purchase of a commercial rescue/pump that will carry 5 personnel to the scene to replace the custom cab rescue/pump. Based on the high cost of the custom apparatus, this move will save the municipality an expected \$300,000, response time reduction, reduced repair costs compared to a custom cab design, flexibility of operations, as well as many other efficiencies.</p> <p>A new apparatus takes up to two years or more to build. As a result the chassis and cab will be purchased in 2024, and provide fire department staff time to build the cabinets and pump with the manufacturer, prior to the 2025 delivery.</p> <p>Once delivered, this apparatus will be used as the first due fire pump apparatus at all fire emergencies, rescues, and technical specialties. placing Engine 910 as the second. This is advantageous as 910 is a pumper/tanker and can be used more efficiently and effectively as the second due apparatus.</p>

Risk of Not Proceeding
<p>This apparatus performs dual duty as a suppression truck as well as a rescue apparatus. The apparatus is costing more and more each year to maintain operational status. The apparatus is having electrical issues that are difficult to source and repair. Should the truck not be repairable at some point in the future, rescue equipment will not be transported to scene and structural firefighting operations will be compromised without a pump apparatus such as this to supply water to interior crews. In addition, if not replaced, the Town of Hanover will not be meeting the FUS requirements and residents will see an increase to insurance rates as a result.</p>

Priority		
Category	Priority	Comment
Public Well Being (Public H&S; Environmental Impact; Legislated)	2	Required as part of the structural firefighting equipment as well as transporting rescue equipment to scenes. New apparatus is environmentally friendlier due to less pollutants and potential for electric power. A front line pump apparatus has to be newer than 15 years and back up 20 years old or newer to maintain Fire Underwriters survey credit as a 2nd line apparatus FUS standards indicate when a fire apparatus must be replaced based on the population per square km
Tax Levy Impact (Funding Available)	0	
Efficiency/Time Resources Savings	1	New apparatus will have less emissions and be more fuel efficient. It will also ensure that the fire department can continue to respond to emergencies in the municipality without concern for breakdown or repair. Repairs on a commercial chassis will be more economical and parts are less expensive than the custom cab alternative. This apparatus is a necessary part of Hanover Fire response to a number of responses, including fires and rescues. If it does not operate, necessary equipment and personnel are not transported to the scene.
Strategic Plan Value	2	Safe and Reliable Infrastructure, Healthy and Welcoming Community, Open and

Total Weight	86	
---------------------	-----------	--



Town of Hanover Capital Projects

Project	2100C009 Replacement of Rescue Pumper		
Department	Fire		
Version	4 Council Review	Year	2024

Priority		
Category	Priority	Comment
AMP Priority	1	Responsible Government; This apparatus is required to maintain a safe community. This apparatus was received in 1999, and thus has had a 26 year operation. Costs of maintaining the apparatus in ready status has been increasing. Replacement of TCA #167
Total Weight	86	

Budget								
	Total	2024	2025	2026	2027	2028	2029	2030

Expenditures								
VEHICLE PURCHASE	900,000	250,000	650,000					
	900,000	250,000	650,000					
Expenditures Total	900,000	250,000	650,000					

Funding								
MISC OTHER REVENUE	900,000	250,000	650,000					
	900,000	250,000	650,000					
Funding Total	900,000	250,000	650,000					

Attributes		
Attribute	Value	Comment
Department	Fire	
Function	Protection & Health Services	
Location	Fire Station	
Type of Project	New Asset	
Project Asset Classification	Vehicles	
Approval Status	In Budget	2024 Draft Budget
Priority Rating	A Priority Weighting Between 80-100%	



Town of Hanover
Capital Projects

Project	2100C009 Replacement of Rescue Pumper		
Department	Fire		
Version	4 Council Review	Year	2024

Gallery

X:\Fire Dept\pics\R9.jpg





**Town of Hanover
Capital Projects**

Project	5200C001 Replacement of Steiner Mower		
Department	Hanover Cemetery		
Version	4 Council Review	Year	2024

Description
<p>Deferred from 2020.</p> <p>The cemetery operates with 2 mowers for grass cutting. We currently have a 2012 and 2016. The cycle for replacement of mowers is every 8 years as per Asset Management Plan. Current machine has approximately 4500 hours.</p>

Risk of Not Proceeding
By deferring further, will cost approximately \$5,000 more in 2025.

Priority		
Category	Priority	Comment
Public Well Being (Public H&S; Environmental Impact; Legislated)	1	Public H & S
Tax Levy Impact (Funding Available)	0	
Efficiency/Time Resources Savings	1	Less downtime / maintenance
Strategic Plan Value	1	Safe & Reliable Infrastructure
AMP Priority	1	Scheduled replacement on 8 year cycle TCA #2212 was to be replaced in 2020 and has been deferred since then
Total Weight	63	

Budget								
	Total	2024	2025	2026	2027	2028	2029	2030
Expenditures								
EQUIPMENT PURCHASE	40,000	40,000						
	40,000	40,000						
Expenditures Total	40,000	40,000						
Funding								
RESERVES	35,000	35,000						
PROCEEDS ON DISPOSAL (TRADE-	5,000	5,000						
	40,000	40,000						
Funding Total	40,000	40,000						

Attributes		
Attribute	Value	Comment
Department	Hanover Cemetery	
Function	Protection & Health Services	
Location	Cemetery	
Type of Project	New Asset	
Project Asset Classification	Equipment/Machinery	
Approval Status	In Budget	2024 Draft Budget
Priority Rating	C Priority Weighting Between 60 - 69%	AMP scheduled replacement in 2020 has been deferred since.



**Town of Hanover
Capital Projects**

Project	5200C004 New Columbarium and Garden Base		
Department	Hanover Cemetery		
Version	4 Council Review	Year	2024

Description
The original columbarium garden layout of five columbaria is projected to be fully sold out by the end of 2024. The next columbarium layout to the north will have six - 48 niche columbaria placed on a circular concrete base. The cost breakdown is as follows: Garden Base - \$45,000; Columbarium - \$25,000.

Risk of Not Proceeding
No columbarium available for sale of niches.

Priority		
Category	Priority	Comment
Public Well Being (Public H&S; Environmental Impact; Legislated)	1	Provide Cemetery Services; Environmentally Friendly Niches
Tax Levy Impact (Funding Available)	2	100% funded from columbarium & cemetery reserves
Efficiency/Time Resources Savings	1	Better use of cemetery space
Strategic Plan Value	1	Safe & Reliable Infrastructure
AMP Priority	1	Expansion of existing assets on cemetery land - other Columbariums #2323, 2832, 3057
Total Weight	77	

Budget								
	Total	2024	2025	2026	2027	2028	2029	2030
Expenditures								
CONTRACT	70,000	70,000						
Expenditures Total	70,000	70,000						
Funding								
RESERVES	70,000	70,000						
Funding Total	70,000	70,000						

Attributes		
Attribute	Value	Comment
Department	Hanover Cemetery	
Function	Protection & Health Services	
Location	Cemetery	
Type of Project	New Asset	
Project Asset Classification	Buildings	
Approval Status	In Budget	2024 Draft Budget
Priority Rating	B Priority Weighting Between 70- 79%	



**Town of Hanover
Capital Projects**

Project	3300C023 21st Avenue & 15th Street Close Paving		
Department	Road Construction Projects		
Version	5 Council Approved	Year	2024

Description
Based on a condition assessment completed in 2018, 21st Avenue from 14th to 16th Street and 15th Street Close have been identified with deterioration of both the road surface and base. This requires excavation to replace both granular "A" and "B" road base.
The underground infrastructure is in good condition with only the road requiring reconstruction including curb and gutter. Project deferred in 2023.

Risk of Not Proceeding
Further deterioration of road surface, poor drainage.

Priority		
Category	Priority	Comment
Public Well Being (Public H&S; Environmental Impact; Legislated)	2	ponding occurring on 15th Street Close; road conditions
Tax Levy Impact (Funding Available)	0	
Efficiency/Time Resources Savings	1	Less road maintenance
Strategic Plan Value	1	Safe & Reliable Infrastructure
AMP Priority	1	Rd Base-1699; Rd Surface-1698; high asset rating for rehabilitation
Total Weight	73	

Budget								
	Total	2024	2025	2026	2027	2028	2029	2030
Expenditures								
CONSULTANTS / ENGINEERING CONTRACT	25,000	25,000						
	340,000	340,000						
	365,000	365,000						
Expenditures Total	365,000	365,000						
Funding								
TAXES	203,700	203,700						
RESERVES	161,300	161,300						
	365,000	365,000						
Funding Total	365,000	365,000						

Attributes		
Attribute	Value	Comment
Department	Road Construction Projects	
Function	Transportation Services	
Location	21st Avenue/15th Street Close	
Type of Project	Rehabilitation / Reconstruction of Existing Asset	
Project Asset Classification	Roads	
Approval Status	In Budget	
Priority Rating	B Priority Weighting Between 70- 79%	



Town of Hanover Capital Projects

Project	3300C024 7th Street from 13th Avenue Easterly		
Department	Road Construction Projects		
Version	4 Council Review	Year	2024

Description
<p>The reconstruction would include curb and gutter and a new sidewalk. There is a number of wider surface treated streets in the southeast section of Town in the 1970's that are requiring infrastructure replaced and upgrading to current standards.</p> <p>The total estimated cost is \$1,665,000 comprised of: \$1,386,000 construction, \$100,000 contingency, \$150,000 Engineering and \$29,000 net HST.</p> <p>The total estimated cost for each infrastructure category is \$594,000 road, \$367,000 storm, \$130,000 sidewalk, \$246,000 water, \$328,000 sanitary.</p>

Risk of Not Proceeding
Further deteriorating of infrastructure originally constructed in the 1970's.

Priority		
Category	Priority	Comment
Public Well Being (Public H&S; Environmental Impact; Legislated)	2	Infiltration into Sanitary, lack of sidewalk
Tax Levy Impact (Funding Available)	0	Water/Sewer Fees cover 34% of project
Efficiency/Time Resources Savings	1	Aging infrastructure/infiltration; Replacement will provide road/storm easier to maintain
Strategic Plan Value	1	Safe & Reliable Infrastructure;
AMP Priority	1	TCA's#837-Land; 1784-Rd Surface; 1785-Rd Base; 1070 Water; 1333-1335-Sewer;
Total Weight	73	

Budget								
	Total	2024	2025	2026	2027	2028	2029	2030
Expenditures								
CONSULTANTS / ENGINEERING CONTRACT	150,000	30,000	120,000					
	1,515,000		1,515,000					
Expenditures Total	1,665,000	30,000	1,635,000					
Funding								
TAXES	1,091,000	19,600	1,071,400					
WATER FEES	246,000	4,500	241,500					
SEWER FEES	328,000	5,900	322,100					
	1,665,000	30,000	1,635,000					
Funding Total	1,665,000	30,000	1,635,000					

Attributes		
Attribute	Value	Comment
Department	Road Construction Projects	
Function	Transportation Services	
Location	7th Street	
Type of Project	Rehabilitation / Reconstruction of Existing Asset	
Project Asset Classification	Roads	
Approval Status	In Budget	
Priority Rating	A Priority Weighting Between 80-100%	



**Town of Hanover
Capital Projects**

Project	3300C028 3rd St from 11th to 12th Ave / 12th Ave south of 4th St		
Department	Road Construction Projects		
Version	4 Council Review	Year	2024

Description
<p>3rd Street from 11th to 12th Avenue requires complete reconstruction due to clay sanitary sewer, cast iron watermain and road deficiencies that require new road base and sub-drain installation, The 12th Avenue section adjacent to Dawnview School is mainly a road project with water/sewer service replacements south of 3rd Street which have experienced some sewer service backups in the past. The reconstruction would include curb and gutter and sidewalk replacement on 3rd Street while retaining the existing sidewalk on 12th Avenue.</p> <p>Total estimated cost is \$1,210,000 comprised of \$995,000 construction; \$120,000 contingency; \$95,000 engineering; \$20,000 net HST (1.76%).</p> <p>The estimated total cost for each infrastructure category is \$604,000 road; \$225,000 storm; \$55,000 sidewalk; \$188,000 water; \$138,000 sanitary.</p>

Risk of Not Proceeding
<p>Aging infrastructure with the potential for sewer back-ups, water main breaks and additional costs at Waste Water Treatment Plant due to infiltration.</p>

Priority		
Category	Priority	Comment
Public Well Being (Public H&S; Environmental Impact; Legislated)	2	Drainage Issues; Deterioating Road; Water/Sewer Replacement
Tax Levy Impact (Funding Available)	0	Water / Sewer fees on 27% of project
Efficiency/Time Resources Savings	1	Less maintenance on watermain breaks, and treatment plant infiltration
Strategic Plan Value	1	Reliable & Safe Infrastructure
AMP Priority	1	Rd Base 1737; 1605; Rd Surface 1736, 1604; Water-1044, 958; Sewer-1302, 1303, 1221, Sidewalk-1473, (1439, 1440 - retained)
Total Weight	73	

Budget								
	Total	2024	2025	2026	2027	2028	2029	2030

Expenditures								
CONSULTANTS / ENGINEERING	97,000	97,000						
CONTRACT	1,113,000	1,113,000						
	1,210,000	1,210,000						
Expenditures Total	1,210,000	1,210,000						

Funding								
TAXES	684,900	684,900						
WATER FEES	188,000	188,000						
SEWER FEES	138,000	138,000						
RESERVE FUND	199,100	199,100						
	1,210,000	1,210,000						
Funding Total	1,210,000	1,210,000						

Attributes		
Attribute	Value	Comment
Department	Road Construction Projects	
Function	Transportation Services	
Location	3rd St	
Type of Project	Rehabilitation / Reconstruction of Existing Asset	
Project Asset Classification	Roads	



Town of Hanover
Capital Projects

Project

3300C028 3rd St from 11th to 12th Ave / 12th Ave south of 4th St

Department

Road Construction Projects

Version

4 Council Review

Year

2024

Attributes

Attribute	Value	Comment
Approval Status	In Budget	Pre-Engineering in 2023, future year reconstruction
Priority Rating	A Priority Weighting Between 80-100%	



**Town of Hanover
Capital Projects**

Project	3300C032 2nd St - east of 18th Ave		
Department	Road Construction Projects		
Version	4 Council Review	Year	2024

Description
<p>Engineering preliminary completed in 2023 - approximately \$5,000. Completion of engineering and construction of 2nd Street east of 18th Ave (to allow for entrance to new fire hall being built) to proceed in 2024. The extension of 2nd Street from 18th Avenue to east of the new Fire Hall entrance would be constructed with curb and gutter as well as sidewalk on the south side of the roadway.</p> <p>Total estimated cost is \$682,000 comprised of \$499,000 construction; \$85,000 contingency; \$86,000 engineering; \$12,000 net HST (1.76%).</p> <p>The estimated total cost for each infrastructure category is \$420,000 road/street lighting; \$77,000 storm; \$24,000 sidewalk and \$161,000 water.</p>

Risk of Not Proceeding
Limited access to new firehall. Require two exits from this firehall - north and south side.

Priority		
Category	Priority	Comment
Public Well Being (Public H&S; Environmental Impact; Legislated)	2	Access to new Firehall
Tax Levy Impact (Funding Available)	2	23.6% funding from water fees; balance use of OCIF and CCBF Grant Funding
Efficiency/Time Resources Savings	1	Firehall Access
Strategic Plan Value	2	Safe & Reliable Infrastructure; Balanced Growth; Strong and Vibrant Community;
AMP Priority	1	Growth Asset -- addition to existing land asset - Roll 4229 010 003 30100
Total Weight	100	

Budget								
	Total	2024	2025	2026	2027	2028	2029	2030
Expenditures								
CONSULTANTS / ENGINEERING	86,000	86,000						
CONTRACT	596,000	596,000						
	682,000	682,000						
Expenditures Total	682,000	682,000						
Funding								
WATER FEES	161,000	161,000						
PROVINCIAL GRANTS	521,000	521,000						
	682,000	682,000						
Funding Total	682,000	682,000						

Attributes		
Attribute	Value	Comment
Department	Road Construction Projects	
Function	Transportation Services	
Location	2nd St. - east of 18th Ave	
Type of Project	New Asset	
Project Asset Classification	Roads	
Approval Status	In Budget	2024 Draft Budget
Priority Rating	A Priority Weighting Between 80-100%	



**Town of Hanover
Capital Projects**

Project	3300C039 8th St/10th Ave Storm Water Channel Rehabilitation		
Department	Road Construction Projects		
Version	4 Council Review	Year	2024

Description
The open storm water channel from 10th Avenue / 8th Street to between the rear of the homes at 305/309 9th Street has had previous rehabilitation work completed in the early 2000's involving the outlet headwall, rail-tie channel and rip-rap stabilization. Through time, there has been deterioration of the rail-tie channel and with more severe storm events, the channel has eroded and does not contain the flow. The proposed rehabilitation involves an engineering assessment and design completed in 2024 with reconstruction in 2025.

Priority		
Category	Priority	Comment
Public Well Being (Public H&S; Environmental Impact; Legislated)	2	Environmental; Public H&S
Tax Levy Impact (Funding Available)	0	
Efficiency/Time Resources Savings	1	Control storm run-off
Strategic Plan Value	1	Safe & Reliable Infrastructure; Healthy & Welcoming Community
AMP Priority	1	Repair of storm water outlet
Total Weight	73	

Budget								
	Total	2024	2025	2026	2027	2028	2029	2030

Expenditures								
CONSULTANTS / ENGINEERING CONTRACT	20,000	15,000	5,000					
	160,000		160,000					
	180,000	15,000	165,000					
Expenditures Total	180,000	15,000	165,000					

Funding								
TAXES	180,000	15,000	165,000					
	180,000	15,000	165,000					
Funding Total	180,000	15,000	165,000					

Attributes		
Attribute	Value	Comment
Department	Road Construction Projects	
Function	Transportation Services	
Location	8th St / 10th Ave	
Type of Project	Rehabilitation / Reconstruction of Existing Asset	
Project Asset Classification	Storm System	
Approval Status	In Budget	2024 Draft Budget
Priority Rating	B Priority Weighting Between 70- 79%	



**Town of Hanover
Capital Projects**

Project	4400C004 7th Avenue Water Tower Replacement		
Department	Waterworks Distribution		
Version	4 Council Review	Year	2024

Description
<p>The Environmental Assessment (EA) for replacement of the 7th Avenue water tower proposed for 2021 was delayed pending review of capacity requirements for future growth and development areas within our current municipal boundary. The growth management study indicated that to service any additional high volume water industrial use north of the Saugeen River, the 7th Avenue water tower replacement is a requirement. The required Schedule "B" EA commenced in 2023 to be completed by Spring of 2024 involves studies such as geo-technical, hydrogeology, natural heritage, archeological, and hydraulic calculations. Construction to commence in Fall of 2024 with an 18 month construction period.</p> <p>Based upon 2021 water tower construction in Drayton and Markdale, the overall project is estimated to cost as follows:</p> <p>Composite Elevated Tank (3500 cu m) -\$ 5,840,000; Infrastructure Upgrades -\$500,000; Demolition/Removal of Existing Tower-\$200,000; Contingency (20%) - \$1,300,000; TOTAL CONSTRUCTION \$7,840,000 Class "B" EA -\$80,000; Engineering Design/Approvals - \$450,000; Contract Administration - \$450,000; Net HST(1.76%) - \$155,000; PROJECT TOTAL-\$8,975,000</p> <p>Funding through the Investing in Canada Infrastructure Program - Green Infrastructure Stream (ICIP-Green Stream) was approved in April 2022 providing up to \$2,000,000 Federal and \$1,666,000 Provincial grant funding. \$20,000 of total project expensed in 2022.</p>

Risk of Not Proceeding
<p>Future growth will be restricted. Inability due to scheduled maintenance due to lack of water storage capacity.</p>

Priority		
Category	Priority	Comment
Public Well Being (Public H&S; Environmental Impact; Legislated)	2	water supply & storage; environmental and public H&S
Tax Levy Impact (Funding Available)	2	ICIP Grant Funding - \$3,666,000; balance from water reserves and water reserve funds
Efficiency/Time Resources Savings	1	Future growth and water storage capacity
Strategic Plan Value	2	Environment, Community, Economic Development & Sustainable Operations
AMP Priority	1	to allow for continued growth; TCA 25, 364
Total Weight	100	

Budget								
	Total	2024	2025	2026	2027	2028	2029	2030

Expenditures								
CONSULTANTS / ENGINEERING	900,000	200,000	600,000	100,000				
CONTRACT	8,075,000	800,000	6,000,000	1,275,000				
Expenditures Total	8,975,000	1,000,000	6,600,000	1,375,000				

Funding								
FEDERAL GRANTS	2,000,000		2,000,000					
PROVINCIAL GRANTS	1,666,000		1,666,000					
RESERVES	750,000		750,000					
RESERVE FUND	4,559,000	1,000,000	2,184,000	1,375,000				
Funding Total	8,975,000	1,000,000	6,600,000	1,375,000				



Town of Hanover
Capital Projects

Project	4400C004 7th Avenue Water Tower Replacement		
Department	Waterworks Distribution		
Version	4 Council Review	Year	2024

Attributes		
Attribute	Value	Comment
Department	Waterworks Distribution	
Function	Environmental Services	
Location	7th Avenue	
Type of Project	Rehabilitation / Reconstruction of Existing Asset	
Project Asset Classification	Buildings	
Approval Status	In Budget	Multi-Year Project - approved in 2021
Priority Rating	A Priority Weighting Between 80-100%	



**Town of Hanover
Capital Projects**

Project	4400C007 24th Avenue (CR#28) 10th to 14th St		
Department	Waterworks Distribution		
Version	4 Council Review	Year	2024

Description
<p>Joint project with Grey County to provide urbanization of 24th Avenue (CR#28) from 10th Street to Saugeen River crossing and watermain looping for three subdivisions. The section from 10th to 14th Street will have curb and gutter on both sides of roadway with sidewalk on the west side. From 14th Street to the entrance to Cedar West subdivision, will have curb and gutter on the west side with a trail to link 14th Street to Cedar West subdivision. Cobide Engineering are completing the design on behalf of the Town and Grey County.</p> <p>Phase 1 - 14th St to Saugeen River Crossing completed in 2023. Phase 2 - 10th to 14th St. scheduled for 2025.</p> <p>The total estimated cost for Phase 2 is \$1,515,000 comprised of \$1,245,000 construction, \$120,000 contingency, \$124,000 engineering and \$26,000 net HST.</p> <p>The total estimated cost for each infrastructure category is \$879,000 road (County), \$325,000 storm (County), \$172,000 boulevard paving (Town), \$86,000 sidewalk (Town), \$53,000 sanitary (Town)</p>

Risk of Not Proceeding
Inability to complete urbanization of 24th Avenue (CR#28) to provide sidewalk for safe access between 10th and 14th Street.

Priority		
Category	Priority	Comment
Public Well Being (Public H&S; Environmental Impact; Legislated)	2	Sanitary Servicing, Sidewalk
Tax Levy Impact (Funding Available)	1	83% funded by County and Sewer Fees
Efficiency/Time Resources Savings	1	Improve Pedestrian Access
Strategic Plan Value	2	Safe & Reliable Infrastructure; Balanced Growth
AMP Priority	1	Watermain extension to existing infrastructure - project in conjunction with Grey Cty road rehabilitation.
Total Weight	93	

Budget								
	Total	2024	2025	2026	2027	2028	2029	2030
Expenditures								
CONSULTANTS / ENGINEERING	124,000	44,000	80,000					
CONTRACT	1,391,000		1,391,000					
	1,515,000	44,000	1,471,000					
Expenditures Total	1,515,000	44,000	1,471,000					
Funding								
TAXES	258,000	7,500	250,500					
SEWER FEES	53,000	1,500	51,500					
MISC OTHER REVENUE	1,204,000	35,000	1,169,000					
	1,515,000	44,000	1,471,000					
Funding Total	1,515,000	44,000	1,471,000					

Attributes		
Attribute	Value	Comment
Department	Waterworks Distribution	Roads, Storm, Sanitary Sewer and Sidewalk Project - Previous project included Water (14th - Saugeen River Crossing)
Function	Environmental Services	



Town of Hanover
Capital Projects

Project	4400C007 24th Avenue (CR#28) 10th to 14th St		
Department	Waterworks Distribution		
Version	4 Council Review	Year	2024

Attributes		
Attribute	Value	Comment
Location	24th Ave	Cty Rd #28 from 10th to 14th St
Type of Project	Addition to Existing Asset	in conjunction with Grey County
Project Asset Classification	Water System	Extension from Phase 1 completed in 2023
Approval Status	In Budget	Phase 1 - approved in 2023; Phase 2 - Engineering in 2024; Construction in 2025.
Priority Rating	A Priority Weighting Between 80-100%	Joint Project with County - County responsible for Road/Storm; Town for Blvd Paving, Sidewalk & Sanitary Sewer



Town of Hanover
Capital Projects

Project	4430C002 High Lift Pump / Piping Upgrades		
Department	Water Treatment		
Version	4 Council Review	Year	2024

Description
<p>The water treatment plant has two high lift pumps that alternate pump cycles to supply the Town water supply. One of the pumps was replaced approximately five years ago. The pump to be replaced in 2024 is the original pump from 1989 which has been rebuilt but is near the end of its life cycle. Along with pump replacement, piping changes are proposed to reduce water hammer in the distribution system. The cost breakdown is as follows: \$35,000 high lift pump; \$20,000 piping changes; \$15,000 engineering services.</p>

Risk of Not Proceeding
Inability to provide water supply to Town.

Priority		
Category	Priority	Comment
Public Well Being (Public H&S; Environmental Impact; Legislated)	2	water supply; environmental public H&S
Tax Levy Impact (Funding Available)	2	fully financed through water fees
Efficiency/Time Resources Savings	1	Reduced Maintenance on Pumps
Strategic Plan Value	2	Safe & Reliable Infrastructure; Balanced Growth
AMP Priority	1	TCA #2699
Total Weight	100	

Budget								
	Total	2024	2025	2026	2027	2028	2029	2030
Expenditures								
CONSULTANTS / ENGINEERING CONTRACT	15,000	15,000						
	55,000	55,000						
	70,000	70,000						
Expenditures Total	70,000	70,000						
Funding								
WATER FEES	70,000	70,000						
	70,000	70,000						
Funding Total	70,000	70,000						

Attributes		
Attribute	Value	Comment
Department	Water Treatment	
Function	Environmental Services	
Location	22 Saugeen Airport Road - Water Treatment Plant	
Type of Project	New Asset	
Project Asset Classification	Buildings	
Approval Status	In Budget	2024 Draft Budget
Priority Rating	A Priority Weighting Between 80-100%	



Town of Hanover Capital Projects

Project	4430C003 SCADA System		
Department	Water Treatment		
Version	4 Council Review	Year	2024

Description
<p>The current system control and data acquisition (SCADA) comprised of hardware and software components has been utilized since the water treatment plant upgrade in 2011. This system is becoming obsolete with limited support from technicians. Staff are working with Eramosa Engineering to complete a SCADA system review to develop a plan for the procurement and installation of a new SCADA system.</p> <p>The SCADA system upgrade involves hardware, software, communications and electrical components to be completed in the following phases:</p> <p>Phase 1 (2024)-SCADA server and WTP -\$800,000 Phase 2 (2025)-Ruhl Lake and 14th St. Tower - \$330,000 Phase 3 (2026)-Well #1 & #2-\$370,000</p>

Risk of Not Proceeding
SCADA system required to operate Town water system.

Priority		
Category	Priority	Comment
Public Well Being (Public H&S; Environmental Impact; Legislated)	2	Required to operate Town water system
Tax Levy Impact (Funding Available)	2	Funded through water reserve funds / water fees
Efficiency/Time Resources Savings	1	Improved water treatment plant performances
Strategic Plan Value	2	Safe and Reliable infrastructure, Open and Responsible Government
AMP Priority	1	End of Life, lack of support
Total Weight	100	

Budget								
	Total	2024	2025	2026	2027	2028	2029	2030
Expenditures								
EQUIPMENT PURCHASE	1,500,000	800,000	330,000	370,000				
	1,500,000	800,000	330,000	370,000				
Expenditures Total	1,500,000	800,000	330,000	370,000				
Funding								
WATER FEES	900,000	200,000	330,000	370,000				
RESERVE FUND	600,000	600,000						
	1,500,000	800,000	330,000	370,000				
Funding Total	1,500,000	800,000	330,000	370,000				

Attributes		
Attribute	Value	Comment
Department	Water Treatment	
Function	Environmental Services	
Location	Water Treatment Plant	
Type of Project	Rehabilitation / Reconstruction of Existing Asset	
Project Asset Classification	Technology/Communications	
Approval Status	In Budget	2024 Draft Budget
Priority Rating	A Priority Weighting Between 80-100%	



Town of Hanover Capital Projects

Project	4620C004 Wastewater Treatment Plant - Environmental Assessment		
Department	Waste Water Treatment Plant		
Version	4 Council Review	Year	2024

Description
<p>In May 2021, GM Blue Plan completed a municipal servicing needs assessment as a component of Hanover's Growth Plan work. This report concluded that development could be delayed, if future capacity is not planned for and required upgrades not initiated at the 80-85% plan capacity storage.</p> <p>To determine options for increasing plant capacity, an Environmental Assessment (EA) Schedule "C" is required which involves public consultations, review of technology options and conceptual design. This will take 1.5 to 2 years to complete, with an estimated cost of \$300,000. The EA to be completed by Ainley & Associates Limited commenced in the fall of 2022 with forecast completion by April 2024.</p>

Risk of Not Proceeding
Inability to allow for future growth due to current capacity limits.

Priority		
Category	Priority	Comment
Public Well Being (Public H&S; Environmental Impact; Legislated)	2	Ability to provide secure, safe effluent,
Tax Levy Impact (Funding Available)	2	100% funded by Sewer Reserve Funds
Efficiency/Time Resources Savings	1	Capacity requirements for population
Strategic Plan Value	2	Safe & Reliable Infrastructure; Balanced Growth
AMP Priority	1	Existing building asset #609- expansion to existing asset
Total Weight	100	

Budget								
	Total	2024	2025	2026	2027	2028	2029	2030
Expenditures								
CONSULTANTS / ENGINEERING	100,000	100,000						
	100,000	100,000						
Expenditures Total	100,000	100,000						
Funding								
RESERVE FUND	100,000	100,000						
	100,000	100,000						
Funding Total	100,000	100,000						

Attributes		
Attribute	Value	Comment
Department	Waste Water Treatment Plant	
Function	Environmental Services	
Location	Wastewater Treatment Plant	
Type of Project	Addition to Existing Asset	Capacity increase required
Project Asset Classification	Buildings	EA requirement - 1.5 to 2 year process
Approval Status	In Budget	Multi-Year Project - approved in 2022
Priority Rating	A Priority Weighting Between 80-100%	High priority for growth capacity



Town of Hanover
Capital Projects

Project	4620C005 Wastewater Treatment Plant Upgrade		
Department	Waste Water Treatment Plant		
Version	4 Council Review	Year	2024

Description
<p>The current wastewater treatment plant (WWTP) most recent expansions was complete in 1981 with an operating capacity of 6,360 cubic meters (cum) per day. In the Fall of 2020 Ainley & Associate Limited commenced the Environmental Assessment (EA) to plan for the management of waterwater flows. Based upon growth and development for the next 30 years to 2052, the WWTP would require an operating capacity of 11,800 cum/day.</p> <p>Preliminary estimates of WWTP upgrades required could be in the range of \$55-\$60 million (plus taxes). This is based upon the increased capacity, new technologies required for facility upgrades on the same site depending upon effluent criteria set by the Ministry of the Environment, Conservation and Parks (MECP)</p>

Risk of Not Proceeding
Inability to allow for future growth due to current capacity limits.

Priority		
Category	Priority	Comment
Public Well Being (Public H&S; Environmental Impact; Legislated)	2	Ability to provide secure, safe effluent
Tax Levy Impact (Funding Available)	0	Funded through Sewer Fees, Reserves & Reserve Funds and future Long Term Borrowing Costs
Efficiency/Time Resources Savings	1	Capacity requirements for population
Strategic Plan Value	2	Safe & Reliable Infrastructure; Balanced Growth
AMP Priority	1	Existing building asset #609 - expansion to existing asset
Total Weight	86	

Budget								
	Total	2024	2025	2026	2027	2028	2029	2030

<i>Expenditures</i>								
	Total	2024	2025	2026	2027	2028	2029	2030
CONSULTANTS / ENGINEERING CONTRACT	5,142,600	110,000	323,000	323,000	323,000	2,031,800	2,031,800	
	54,857,400					27,428,700	27,428,700	
Expenditures Total	60,000,000	110,000	323,000	323,000	323,000	29,460,500	29,460,500	

<i>Funding</i>								
	Total	2024	2025	2026	2027	2028	2029	2030
SEWER FEES	1,079,000	110,000	323,000	323,000	323,000			
MISC OTHER REVENUE	56,921,000					28,460,500	28,460,500	
RESERVE FUND	2,000,000					1,000,000	1,000,000	
Funding Total	60,000,000	110,000	323,000	323,000	323,000	29,460,500	29,460,500	

Attributes		
Attribute	Value	Comment
Department	Waste Water Treatment Plant	
Function	Environmental Services	
Location	Wastewater Treatment Plant	
Type of Project	Addition to Existing Asset	Additional capacity required
Project Asset Classification	Buildings	
Approval Status	In Budget	Part of multi-year project - EA approval in 2022 - Add'l Engineering in 2024 Draft Budget
Priority Rating	A Priority Weighting Between 80-100%	High priority for growth capacity



**Town of Hanover
Capital Projects**

Project	4620C006 Interim Plant Upgrades		
Department	Waste Water Treatment Plant		
Version	4 Council Review	Year	2024

Description
<p>Based upon proposed residential developments that have been brought forward to the Town for future development as of December 31, 2022 totalling 1,089 units plus the 126 bed long-term care facility, there is minimal uncommitted reserve hydraulic capacity at our Wastewater Treatment Plant (WWTP). Through Ainley and Associates, they have been working with the Ministry (MECP) to develop an interim plan to re-rate the WWTP from the current limit of 6,360 cum/day to 7,000 cum/day or 7,500 cum/day based upon process improvements to allow for growth prior to the plant doubling its capacity which will not occur until at least 2029/2030.</p> <p>The following works are proposed for 2024 which will allow for stress testing / sampling to be completed to provide proof that the plant can be re-rated by the Ministry.</p> <p>Install effluent flow meters for both east and west plant - \$15,000 Install fire bubble aeration east plant - \$300,000 Install 2 more chemical pumps including piping changes - \$3,000 Replace 4 raw activated sludge (RAS) pumps - \$60,000 Install 2nd influent bar screen - \$50,000 Sampler and testing - \$22,000 Engineering - \$50,000 TOTAL -\$500,000</p>

Risk of Not Proceeding
Inability to allow for future growth due to current capacity limits.

Priority		
Category	Priority	Comment
Public Well Being (Public H&S; Environmental Impact; Legislated)	0	
Tax Levy Impact (Funding Available)	0	
Efficiency/Time Resources Savings	0	
Strategic Plan Value	0	
AMP Priority	0	
Total Weight	0	

Budget								
	Total	2024	2025	2026	2027	2028	2029	2030

Expenditures								
CONSULTANTS / ENGINEERING	50,000	50,000						
CONTRACT	500,000	500,000						
	550,000	550,000						
Expenditures Total	550,000	550,000						

Funding								
SEWER FEES	550,000	550,000						
	550,000	550,000						
Funding Total	550,000	550,000						

Attributes		
Attribute	Value	Comment



Town of Hanover
Capital Projects

Project	4620C006 Interim Plant Upgrades		
Department	Waste Water Treatment Plant		
Version	4 Council Review	Year	2024

Attributes		
Attribute	Value	Comment
Department	Waste Water Treatment Plant	
Function	Environmental Services	
Location	Wastewater Treatment Plant	
Type of Project	Addition to Existing Asset	
Project Asset Classification	Sanitary System	
Approval Status	In Budget	
Priority Rating		



**Town of Hanover
Capital Projects**

Project	4640C004 Industrial Lands Sanitary Servicing		
Department	Sanitary Sewers		
Version	4 Council Review	Year	2024

Description
<p>To provide sanitary servicing for development of industrial lands north of the Saugeen River, based upon initial consultation with Saugeen Valley Conservation Authority (SVCA), there is a requirement to complete a scoped Environmental Impact Study (EIS). A Schedule "B" Environmental Assessment (EA) will be required to review water and sanitary servicing for the area. The following is a breakdown of the studies required which will take approximately 12 to 18 months to complete.</p> <p>Environmental Impact Study (EIS)- \$40,000 (sub-consultant) Archaeological Assessment- \$15,000 (sub-consultant) Geotechnical Investigation- \$20,000 (sub-consultant) Topographic Survey- \$10,000 (Cobide) Environmental Assessment- \$20,000 (Cobide) Detailed Design (water, sewer, utilities) - \$25,000 (Cobide)</p> <p>Carried forward from 2022 & 2023.</p>

Risk of Not Proceeding
Inability to service and develop future industrial lands.

Priority		
Category	Priority	Comment
Public Well Being (Public H&S; Environmental Impact; Legislated)	2	Future Industrial Lands - Environmental, H&S
Tax Levy Impact (Funding Available)	2	100% Funded through Sewer Fees
Efficiency/Time Resources Savings	1	Extension of servicing to future industrial lands
Strategic Plan Value	2	Safe & Reliable Infrastructure; Balanced Growth
AMP Priority	1	New Asset required for Industrial Growth; Currently land asset only
Total Weight	100	

Budget								
	Total	2024	2025	2026	2027	2028	2029	2030
Expenditures								
CONSULTANTS / ENGINEERING	130,000	130,000						
	130,000	130,000						
Expenditures Total	130,000	130,000						
Funding								
SEWER FEES	130,000	130,000						
	130,000	130,000						
Funding Total	130,000	130,000						

Attributes		
Attribute	Value	Comment
Department	Sanitary Sewers	
Function	Environmental Services	
Location	Sanitary	
Type of Project	New Asset	
Project Asset Classification	Sanitary System	
Approval Status	In Budget	Approved in 2022 & 2023; unable to complete. Carried forward to 2024.
Priority Rating	A Priority Weighting Between 80-100%	



**Town of Hanover
Capital Projects**

Project	7100C011 Athletic Field - Washroom Replacement/Upgrade		
Department	Parks & Outdoor Facilities		
Version	4 Council Review	Year	2024

Description
2024- Current holding tank is compromised allowing ground water to enter. Further Investigation is required to determine if repairs or replacement is necessary.
2026- Replace/ upgrade main washroom facility. Including hook up to utilities (hydro & sanitary) water already exists.

Priority		
Category	Priority	Comment
Public Well Being (Public H&S; Environmental Impact; Legislated)	1	Environmental Impact
Tax Levy Impact (Funding Available)	1	100% funded from PRC Reserves
Efficiency/Time Resources Savings	1	Currently needs to be pumped out weekly; Reduction in this requirement
Strategic Plan Value	2	Safe & Reliable Infrastructure; Healthy & Welcoming Community
AMP Priority	1	TCA #186
Total Weight	83	

Budget								
	Total	2024	2025	2026	2027	2028	2029	2030
Expenditures								
CONTRACT	120,000	20,000					100,000	
	120,000	20,000					100,000	
Expenditures Total	120,000	20,000					100,000	
Funding								
TAXES	100,000						100,000	
RESERVES	20,000	20,000						
	120,000	20,000					100,000	
Funding Total	120,000	20,000					100,000	

Attributes		
Attribute	Value	Comment
Department	Parks & Outdoor Facilities	
Function	Recreation & Culture	
Location	Athletic Field	
Type of Project	Rehabilitation / Reconstruction of Existing Asset	
Project Asset Classification	Buildings	
Approval Status	In Budget	2024 Draft Budget
Priority Rating	A Priority Weighting Between 80-100%	



**Town of Hanover
Capital Projects**

Project	7100C012 Trails System East Loop Development and 14th St. Trail Access Re-location		
Department	Parks & Outdoor Facilities		
Version	4 Council Review	Year	2024

Description
<p>The design & development of the Trails System will be in conjunction with the Cedar East and Cedar West developments which will confirm the trail location, design and support components, such as parking. The 2018 PRC Master Plan identified completion of trails design plan as a recommendation. Development in the east end provides an opportunity to connect & loop our trails system. This extension of our trails system is an opportunity to enhance active transportation, supporting a recommendation of our 2023 Strategic Plan.</p> <p>Saugeen Cedar West Trail construction from the storm culvert heading east to 24th Ave. including trail development, parking lot and professional fees trail signs and benches.</p> <p>Projected costs are: Saugeen Cedar West: \$80,000 Parking Lot: \$48,000 Professional fees-15,000 Total \$143,000</p>

Priority		
Category	Priority	Comment
Public Well Being (Public H&S; Environmental Impact; Legislated)	1	Public H & S;
Tax Levy Impact (Funding Available)	2	100% Funded by Developer Costs & PRC Reserves
Efficiency/Time Resources Savings	1	New trail to link to existing trails
Strategic Plan Value	1	Safe & Reliable Infrastructure; Healthy & Welcoming Communities; Part of 2018 PRC Master Plan; Development of Trails System Loop east. Linking new residential development areas to trails for active transportation benefits.
AMP Priority	1	#665 (Trails East Side of Grey Road 28) - Addition to this existing asset
Total Weight	77	

Budget								
	Total	2024	2025	2026	2027	2028	2029	2030
Expenditures								
CONTRACT	143,000	143,000						
	143,000	143,000						
Expenditures Total	143,000	143,000						
Funding								
DONATIONS	116,000	116,000						
RESERVES	27,000	27,000						
	143,000	143,000						
Funding Total	143,000	143,000						

Attributes		
Attribute	Value	Comment
Department	Parks & Outdoor Facilities	
Function	Recreation & Culture	
Location	Trails	
Type of Project	New Asset	
Project Asset Classification	Land	
Approval Status	In Budget	East end project was initially approved in 2019; project deferred until east end development progress was confirmed; approved dollars transferred to reserves



Town of Hanover

Capital Projects

Project

7100C012 Trails System East Loop Development and 14th St. Trail Access Re-location

Department

Parks & Outdoor Facilities

Version

4 Council Review

Year

2024

Attributes

Attribute	Value	Comment
Priority Rating	B Priority Weighting Between 70- 79%	PRC Reserves & Developer Costs



Town of Hanover

Capital Projects

Project	7100C020 Trails System Bridge - Structure 4 and Structure 2		
Department	Parks & Outdoor Facilities		
Version	4 Council Review	Year	2024

Description

Since Dec. 2018, a 2 km section of our trails system has been closed as 2 bridges have been deemed unsafe for use by pedestrians & vehicles. This closure has impacted our trails accessibility & connectivity to promote active transportation, access to the outdoors & physical activity. ICIP CCR grant was approved for the bridge work. Bridges 1, 2 and 4 will be replaced. Bridge 2 is in poor condition (bridge condition index 51.0) with noted structural issues related to abutment, pier cap, ballast walls, pier shafts, deck top & railing system. Bridge 4 is in poor condition (bridge condition index 62.0) with noted severe structural issues related to timber substructure, interior piers, deck top & railing system. Bridge 1 is in fair condition (bridge condition index 64.0) with noted issues related to pier cap, ballast walls, deck top & railing system. Bridge 3 will be rehabilitated as it is in good condition (bridge condition index 68.0) but does require attention to address issues with the abutments, piers, deck top & railing.

2023 is projected to be less than budgeted due to construction schedule change. Balance will be covered in 2024.

The project task list by year is as follows:

2024 | contract administration| decommission bridges continues | replacement of bridges 1, 2, 4, refurbishment of bridge 3 | construction review

Past work has included:

2023 | contract administration | SVCA approvals |materials procurement by contractor | decommission of bridges starts;

2022 | completion of municipal class environmental assessment | communication with governing agencies & permit approvals | Detailed design of new bridge structures | tender specifications confirmed;

2021 | Completion of background studies & investigative work;

Risk of Not Proceeding

Penalties due to contract cancellation. Grant funding would be forfeited. Bridges continue to deteriorate and remain closed.

Our 2023 to 2027 Strategic Plan includes recommendation to improve the in-Town network of pathways, walkways, trails and bike paths. Input during the Strategic Plan process identified our residents would like to see the Town invest tax dollars on parks, trails, playgrounds and open spaces.

Priority

Category	Priority	Comment
Public Well Being (Public H&S; Environmental Impact; Legislated)	2	Pedestrian Traffic requires bridges to use trails.
Tax Levy Impact (Funding Available)	2	ICIP Recreation Stream Funding, PRC Park Reserves & Balance Internal Borrowing to start September 2025 once P & H Centre borrowing finished. Trail System section between bridges 2 and 4 not accessible until bridges are repaired and no access to bridge 3 to complete any maintenance, repairs or vegetation removal requiring vehicle or equipment access. Bi-Annual inspections. Ontario Structural Inspection Manual (OSIM) bridge inspections as per the Public Transportation and Improvement Act. Specifically Ontario Regulation 104/97 'Standards for Bridges' made under the Act. ' Bridge condition index established.
Efficiency/Time Resources Savings	1	Healthy & Welcoming Community; Safe & Reliable InfrastructureCommunity-Pedestrian access. Would enhance community's active transportation network.
Strategic Plan Value	1	TCA # 336-342 - six bridges currently
AMP Priority	1	
Total Weight	87	

Budget

Total	2024	2025	2026	2027	2028	2029	2030
-------	------	------	------	------	------	------	------



**Town of Hanover
Capital Projects**

Project	7100C020 Trails System Bridge - Structure 4 and Structure 2		
Department	Parks & Outdoor Facilities		
Version	4 Council Review	Year	2024

Expenditures

CONSULTANTS / ENGINEERING	82,000	82,000	
CONTRACT	2,086,500	2,086,500	
OTHER	187,000	187,000	
	2,355,500	2,355,500	
Expenditures Total	2,355,500	2,355,500	

Funding

FEDERAL GRANTS	623,800	623,800	
PROVINCIAL GRANTS	519,800	519,800	
MISC OTHER REVENUE	1,163,600	1,163,600	
RESERVES	48,300	48,300	
	2,355,500	2,355,500	
Funding Total	2,355,500	2,355,500	

Attributes		
Attribute	Value	Comment
Department	Parks & Outdoor Facilities	
Function	Recreation & Culture	
Location	south line section of trail	
Type of Project	Rehabilitation / Reconstruction of Existing Asset	
Project Asset Classification	Land	
Approval Status	In Budget	Approved in 2019; Multi-Year Project - Some funding through ICIP Recreation Stream
Priority Rating	A Priority Weighting Between 80-100%	Funding carry-forward from 2019-2022 for use



Town of Hanover Capital Projects

Project	7100C024 Commercial Mower Snowblower Unit with attachments		
Department	Parks & Outdoor Facilities		
Version	4 Council Review	Year	2024

Description
<p>Replacement of current commercial (Kubota) mower / snowblower unit and attachments (in service since 2012). Attachments include mower deck, snowblower and sweeper unit. Hours as of October 4, 2023 is 2750 Recent repairs due to failure of components such as gear box, hydraulic leaks including transmission & sweeper, pump repair and PTO components replacement, electrical issues indicate this aging unit is showing signs of its' high use wear and tear. The proactive replacement will minimize repair investment to keep unit operational and maximize trade in value.</p> <p>Front mount mower equipment would be replaced, as well as snowblower and sweeper attachments. This piece of equipment is heavily used during all 4 seasons in the PRC operation. It is the main unit for snow clearing for sidewalk surfaces at P & H Centre, ball diamond grooming and key equipment for grass cutting in all our parks and playing fields</p>

Priority		
Category	Priority	Comment
Public Well Being (Public H&S; Environmental Impact; Legislated)	1	safe facility operations - snow clearing, ball dimaond grooming and grass cutting
Tax Levy Impact (Funding Available)	0	
Efficiency/Time Resources Savings	1	Cost efficiency; newer model less costly to operate; not investing financially in repairs to keep aging unit operational
Strategic Plan Value	1	Healthy & Welcoming Community; Open & Responsible Government
AMP Priority	1	asset #2216
Total Weight	63	

Budget								
	Total	2024	2025	2026	2027	2028	2029	2030
Expenditures								
EQUIPMENT PURCHASE	71,500	71,500						
	71,500	71,500						
Expenditures Total	71,500	71,500						
Funding								
TAXES	66,500	66,500						
PROCEEDS ON DISPOSAL (TRADE-	5,000	5,000						
	71,500	71,500						
Funding Total	71,500	71,500						

Attributes		
Attribute	Value	Comment
Department	Parks & Outdoor Facilities	
Function	Recreation & Culture	
Location	Parks & Outdoor	
Type of Project	Rehabilitation / Reconstruction of Existing Asset	
Project Asset Classification	Equipment/Machinery	
Approval Status	Not Approved	2024 Draft Budget
Priority Rating	C Priority Weighting Between 60 - 69%	



Town of Hanover
Capital Projects

Project	7100C024 Commercial Mower Snowblower Unit with attachments		
Department	Parks & Outdoor Facilities		
Version	4 Council Review	Year	2024

Gallery

I:\FMW Documents\Kubota mower PRC photo 1.jpg





Town of Hanover
Capital Projects

Project

7100C024 Commercial Mower | Snowblower Unit with attachments

Department

Parks & Outdoor Facilities

Version

4 Council Review

Year

2024

Gallery

I:\FMW Documents\Kubota mower PRC photo 2.jpg





Town of Hanover Capital Projects

Project	7100C027 Outdoor Splash Pad		
Department	Parks & Outdoor Facilities		
Version	4 Council Review	Year	2024

Description
Funds are required for development of a outdoor splash pad, Council has directed that the location is Hanover Park. Council has established a fundraising goal of \$300,000 and that construction commencement is contingent on reaching the entire amount of the fundraising target.

Priority		
Category	Priority	Comment
Public Well Being (Public H&S; Environmental Impact; Legislated)	1	Public Outdoor Recreation Activity
Tax Levy Impact (Funding Available)	1	Less than 50% Funding from donations; Balance borrowing required
Efficiency/Time Resources Savings	0	Additional resource of staff and materials will be required for this project.
Strategic Plan Value	1	Healthy & Welcoming Community - Strat Plan 2.2
AMP Priority	0	Not an existing asset
Total Weight	30	

Budget								
	Total	2024	2025	2026	2027	2028	2029	2030

Expenditures								
CONSULTANTS / ENGINEERING CONTRACT	50,000	50,000						
	640,000		640,000					
Expenditures Total	690,000	50,000	640,000					

Funding								
TAXES	340,000		340,000					
DONATIONS	300,000		300,000					
RESERVES	50,000	50,000						
	690,000	50,000	640,000					
Funding Total	690,000	50,000	640,000					

Attributes		
Attribute	Value	Comment
Department	Parks & Outdoor Facilities	
Function	Recreation & Culture	
Location	TBD	
Type of Project	New Asset	
Project Asset Classification	Land	Land Improvements
Approval Status	In Budget	2024 Draft Budget
Priority Rating	E Priority Weighting Between 0 - 49%	Public Presentation and Notice of Motion



**Town of Hanover
Capital Projects**

Project	7100C028 Kinsmen Ball Park Fencing		
Department	Parks & Outdoor Facilities		
Version	4 Council Review	Year	2024

Description
Existing Fence separating the ball diamond from the playground is deemed too low in height. Health and safety concerns have been expressed for "homerun" balls entering the playground

Risk of Not Proceeding
Health and Safety Risk attached to not proceeding

Priority		
Category	Priority	Comment
Public Well Being (Public H&S; Environmental Impact; Legislated)	2	Public H & Safety
Tax Levy Impact (Funding Available)	0	
Efficiency/Time Resources Savings	1	
Strategic Plan Value	1	Healthy & Welcoming Community
AMP Priority	1	Existing Asset -- 240 - Replace section K2 fence west side
Total Weight	73	

Budget								
	Total	2024	2025	2026	2027	2028	2029	2030
Expenditures								
CONTRACT	25,000	25,000						
	25,000	25,000						
Expenditures Total	25,000	25,000						
Funding								
TAXES	25,000	25,000						
	25,000	25,000						
Funding Total	25,000	25,000						

Attributes		
Attribute	Value	Comment
Department	Parks & Outdoor Facilities	
Function	Recreation & Culture	
Location	310 17th Ave	
Type of Project	Rehabilitation / Reconstruction of Existing Asset	
Project Asset Classification	Furniture/Fixtures	
Approval Status	In Budget	
Priority Rating	B Priority Weighting Between 70- 79%	



Town of Hanover Capital Projects

Project	7210C003 P & H Centre Boilers		
Department	Aquatic - Facility		
Version	4 Council Review	Year	2024

Description
<p>The P&H Centre Boilers are 27+ years old. Commercial Boilers typically last 15-25 years. With these boilers being over that age, remaining lifespan of the boilers is a concern. A recent assessment identified the internal pipes are fragile, clogging up and leaking. These boilers provide heating of the pool, the pool deck, aquatic change rooms, aquatic side meeting rooms, arena spectators seating, sidewalk heating and offices.</p> <p>New Boilers will also provide efficiencies towards facilities utility costs. A recent evaluation from a LAS Consultant estimated that new boilers would result in approximately \$25,000 in savings of gas consumption per year.</p> <p>New boilers will eliminate potential down time and costly repairs and will come with a manufacturer warranty.</p>

Risk of Not Proceeding
<p>Was approved in 2023, however only engineering was able to be completed in 2023. Carry forward for 2024 with all funding from reserves / reserve funds.</p>

Priority		
Category	Priority	Comment
Public Well Being (Public H&S; Environmental Impact; Legislated)	2	Public H&S; Environmental Impact
Tax Levy Impact (Funding Available)	2	100% of funding in 2024 from Reserves and Reserve Funds
Efficiency/Time Resources Savings	1	Without the boiler upgrade, risk the pool being shut down
Strategic Plan Value	2	Safe & Reliable Infrastructure; Healthy & Welcoming Communities
AMP Priority	1	Part of TCA #189 - RAC Building
Total Weight	100	

Budget								
	Total	2024	2025	2026	2027	2028	2029	2030
Expenditures								
CONSULTANTS / ENGINEERING	6,000	6,000						
EQUIPMENT PURCHASE	435,500	435,500						
	441,500	441,500						
Expenditures Total	441,500	441,500						
Funding								
RESERVES	75,000	75,000						
RESERVE FUND	366,500	366,500						
	441,500	441,500						
Funding Total	441,500	441,500						

Attributes		
Attribute	Value	Comment
Department	Aquatic - Facility	
Function	Recreation & Culture	
Location	269 7th Ave	
Type of Project	Rehabilitation / Reconstruction of Existing Asset	
Project Asset Classification	Buildings	
Approval Status	In Budget	
Priority Rating	A Priority Weighting Between 80-100%	Carry forward from 2023 - only engineering completed in 2023 - all funds from 2023 carried forward.



**Town of Hanover
Capital Projects**

Project	7210C004 Main Pool Filter		
Department	Aquatic - Facility		
Version	4 Council Review	Year	2024

Description
The main pool filter components are deteriorating as they made of plastic and fabric. This project includes a full replacement of the filter components within the main filter box.

Risk of Not Proceeding
Multi day Pool closures are at risk

Priority		
Category	Priority	Comment
Public Well Being (Public H&S; Environmental Impact; Legislated)	2	Public H & S; Legislated
Tax Levy Impact (Funding Available)	2	100% funded from Aquatic Reserves
Efficiency/Time Resources Savings	1	Less maintenance & downtime for patrons
Strategic Plan Value	1	Safe & Reliable Infrastructure
AMP Priority	1	TCA #2231 (#2580-DE Filter tank)
Total Weight	87	

Budget								
	Total	2024	2025	2026	2027	2028	2029	2030
Expenditures								
EQUIPMENT PURCHASE	32,000	32,000						
	32,000	32,000						
Expenditures Total	32,000	32,000						
Funding								
RESERVES	32,000	32,000						
	32,000	32,000						
Funding Total	32,000	32,000						

Attributes		
Attribute	Value	Comment
Department	Aquatic - Facility	
Function	Recreation & Culture	
Location	269 7th Ave	
Type of Project	Rehabilitation / Reconstruction of Existing Asset	
Project Asset Classification	Equipment/Machinery	
Approval Status	In Budget	2024 Draft Budget
Priority Rating	A Priority Weighting Between 80-100%	Fully funded from Aquatics Reserves



Town of Hanover
Capital Projects

Project	7210C005 Whirlpool Jet Pump & Motor		
Department	Aquatic - Facility		
Version	1 Department Submission	Year	2024

Description
Due to the age of the pump more repairs needed including bearing & seals, causing water leaks. The pump impellers are badly worn causing reduced water flow. The current pump motor is not high efficiency style resulting in higher energy costs. Repair costs are increasing and parts are limited due to the age of the equipment.

Risk of Not Proceeding
Failure of pumps.

Priority		
Category	Priority	Comment
Public Well Being (Public H&S; Environmental Impact; Legislated)	2	Public H & S, Legislated
Tax Levy Impact (Funding Available)	2	100% fully funded from Aquatic Reserves
Efficiency/Time Resources Savings	1	Less maintenance & downtime for patrons
Strategic Plan Value	1	Safe & Reliable Infrastructure
AMP Priority	1	TCA #2232
Total Weight	87	

Budget								
	Total	2024	2025	2026	2027	2028	2029	2030
Expenditures								
EQUIPMENT PURCHASE	7,000	7,000						
	7,000	7,000						
Expenditures Total	7,000	7,000						
Funding								
TAXES	6,000	6,000						
DONATIONS	1,000	1,000						
	7,000	7,000						
Funding Total	7,000	7,000						

Attributes		
Attribute	Value	Comment
Department	Aquatic - Facility	
Function	Recreation & Culture	
Location	269-7th Ave	
Type of Project	Rehabilitation / Reconstruction of Existing Asset	
Project Asset Classification	Equipment/Machinery	
Approval Status	In Budget	
Priority Rating	A Priority Weighting Between 80-100%	Fully funded by Aquatic Reserves



Town of Hanover
Capital Projects

Project	7410C010 Arena Floor LED Lighting		
Department	Facilities - Administration		
Version	4 Council Review	Year	2024

Description
Apart from the aesthetic advantages , LED lights are known for their energy efficiency consuming significantly less power compared to traditional lighting systems. This upgrade from the current T5 lighting will reduce energy costs and contributes to a more sustainable environmentally friendly operation.

Risk of Not Proceeding
No reduction in Energy consumption

Priority		
Category	Priority	Comment
Public Well Being (Public H&S; Environmental Impact; Legislated)	2	Public H&S, Environmental Impact
Tax Levy Impact (Funding Available)	2	Funded through Recr. Facility Reserve & SafeOn Energy Rebate
Efficiency/Time Resources Savings	1	LED Lighting, reduce carbon footprint
Strategic Plan Value	1	Safe & Reliable Infrastructure; Healthy & Welcoming Community
AMP Priority	1	TCA #2537 (Interior Lighting) - part of 2075 Interior Building Components
Total Weight	87	

Budget								
	Total	2024	2025	2026	2027	2028	2029	2030
Expenditures								
CONTRACT	60,000	60,000						
	60,000	60,000						
Expenditures Total	60,000	60,000						
Funding								
OTHER GRANTS	6,700	6,700						
RESERVE FUND	53,300	53,300						
	60,000	60,000						
Funding Total	60,000	60,000						

Attributes		
Attribute	Value	Comment
Department	Facilities - Administration	
Function	Recreation & Culture	
Location	269- 7th Ave.	
Type of Project	Rehabilitation / Reconstruction of Existing Asset	
Project Asset Classification	Buildings	Building Lighting - Interior Components
Approval Status	In Budget	2024 Draft Budget
Priority Rating	A Priority Weighting Between 80-100%	



Town of Hanover
Capital Projects

Project	7410C012 Condenser Replacement		
Department	Facilities - Administration		
Version	4 Council Review	Year	2024

Description
<p>The current Condenser, installed in 2010, is deteriorating and is causing leaks, this is creating a risk.</p> <ul style="list-style-type: none"> -The Condenser body is rusting and leaking water, causing a ice build up and further damage to the condenser and surrounding area around the condenser. - Staff are taking time away from other duties to remove ice build up on the condenser and the parking lot from slip hazards to themselves and the public. - Condenser gasket seals are rotting and are leaking water from the sides of the condenser. - The water freezing on the plastic air intake eliminators is causing the eliminators to break and reducing air flow. - Due to the water loss there is a high water makeup consumption, longer run times, causing higher hydro costs, more wear and maintenance needed on the system. - Scale has build over time due to age up in the compressor cooling jackets and condenser tubing is causing increased maintenance and chemical costs causing greater risk of a possible ammonia leak in the tubing. - Further when installing ice, or on warm Spring/Fall days, the refrigeration plant runs longer hours causing higher energy costs, higher discharge pressures, and more wear on the system.

Risk of Not Proceeding
<p>If not fixed, it could compromise the cooling system of the ice plant and result in down time and further a greater risk of the tubes internally rupturing and ammonia could leak causing severe damage and life threatening injuries.</p>

Priority		
Category	Priority	Comment
Public Well Being (Public H&S; Environmental Impact; Legislated)	1	
Tax Levy Impact (Funding Available)	0	
Efficiency/Time Resources Savings	1	
Strategic Plan Value	0	
AMP Priority	1	
Total Weight	50	

Budget								
	Total	2024	2025	2026	2027	2028	2029	2030
Expenditures								
EQUIPMENT PURCHASE	150,000	150,000						
	150,000	150,000						
Expenditures Total	150,000	150,000						
Funding								
RESERVE FUND	150,000	150,000						
	150,000	150,000						
Funding Total	150,000	150,000						

Attributes		
Attribute	Value	Comment
Department	Facilities - Administration	
Function	Recreation & Culture	
Location	269- 7th Ave	
Type of Project	Rehabilitation / Reconstruction of Existing Asset	
Project Asset Classification	Equipment/Machinery	
Approval Status	In Budget	



**Town of Hanover
Capital Projects**

Project	7410C012 Condenser Replacement		
Department	Facilities - Administration		
Version	4 Council Review	Year	2024

Attributes		
Attribute	Value	Comment
Priority Rating	D Priority Weighting Between 50 - 59%	

SECTION 20 -- CAPITAL - 5 Yr Capital Forecast

Revisions as Project 7410C012 Bottle Filling Station deferred to 2025.

Capital 5 Yr Budget Forecast Summary

Capital Projects

	2024	2025	2026	2027	2028	GRAND
	5 Council Approved	5 Council Approved	5 Council Approved	5 Council Approved	5 Council Approved	TOTAL
General Government						
Total General Government						
Protection Services						
2100C003 Emergency Services Building (Firehall)	7,072,800					7,072,800
2100C009 Replacement of Rescue Pumper	250,000	650,000				900,000
2100C011 SCBA Replacement						
2100C016 Replacement of Aerial Apparatus						
2200C005 Police Station (Renovations)			1,000,000			1,000,000
Total Protection Services	7,322,800	650,000	1,000,000			8,972,800
Health Services						
5200C001 Replacement of Steiner Mower	40,000					40,000
5200C002 Cemetery Roadway Paving		30,000				30,000
5200C003 Replacement of Steiner Mower					45,000	45,000
5200C004 New Columbarium and Garden Base	70,000					70,000
5300C002 Waiting Room/Office Equipment Upgrade			75,000			75,000
Total Health Services	110,000	30,000	75,000		45,000	260,000
Transportation Services						
3106C002 Streetlights in Industrial Business Park		17,000				17,000
3300C009 16th Ave from 10th to 14th St Reconstruction						
3300C013 2nd St. from 14th Ave to 18th Ave			87,000	1,921,000		2,008,000
3300C016 9th Ave from 14th to 16th St/16th St. from 8th to 9th Ave					20,400	20,400
3300C023 21st Avenue & 15th Street Close Paving	365,000					365,000
3300C024 7th Street from 13th Avenue Easterly	30,000	1,635,000				1,665,000
3300C025 18th Avenue extension, South of 1st Street		453,000				453,000



Capital 5 Yr Budget Forecast Summary

Capital Projects

	2024	2025	2026	2027	2028	GRAND
	5 Council Approved	5 Council Approved	5 Council Approved	5 Council Approved	5 Council Approved	TOTAL
3300C026 11th St from 17th Ave to 21st Ave Reconstruction						
3300C028 3rd St from 11th to 12th Ave / 12th Ave south of 4th St	1,210,000					1,210,000
3300C031 Loader Replacement		280,000				280,000
3300C032 2nd St - east of 18th Ave	682,000					682,000
3300C033 6th St A from 13th to 15th Ave / 14th Ave from 7th to 6th St Reconstruction		20,400	1,839,600			1,860,000
3300C034 15th Ave from 6th St 'A' to 4th St Reconstruction				30,500	2,339,500	2,370,000
3300C035 4th St from 12th to 15th Ave Reconstruction						
3300C036 6th St from 12th Ave to 15th Ave Reconstruction						
3300C037 2007 Trackless Replacement				218,000		218,000
3300C038 2017 Backhoe Replacement						
3300C039 8th St/10th Ave Storm Water Channel	15,000	165,000				180,000
Total Transportation Services	2,302,000	2,570,400	1,926,600	2,169,500	2,359,900	11,328,400
Environment Services						
4400C001 24th Avenue (CR#28) 10th St to Saugeen River Crossing						
4400C004 7th Avenue Water Tower Replacement	1,000,000	6,600,000	1,375,000			8,975,000
4400C005 14th Street Water Tower Interior/Exterior				23,000	1,825,000	1,848,000
4400C007 24th Avenue (CR#28) 10th to 14th St	44,000	1,471,000				1,515,000
4400C008 Deep Well #2 - Offset Well Replacement			800,000			800,000
4400C009 Deep Well #1 - Offset Well Replacement				800,000		800,000
4430C002 High Lift Pump / Piping Upgrades	70,000					70,000
4430C003 SCADA System	800,000	330,000	370,000			1,500,000
4620C003 Wastewater Treatment Plant Digester Upgrades				153,000	3,977,000	4,130,000
4620C004 Wastewater Treatment Plant - Environmental	100,000					100,000
4620C005 Wastewater Treatment Plant Upgrade	110,000	323,000	323,000	323,000	29,460,500	30,539,500



Capital 5 Yr Budget Forecast Summary

Capital Projects

	2024	2025	2026	2027	2028	GRAND
	5 Council Approved	5 Council Approved	5 Council Approved	5 Council Approved	5 Council Approved	TOTAL
4620C006 Interim Plant Upgrades	550,000					550,000
4640C002 Former JDSS Sewer Rehabilitation		140,000				140,000
4640C004 Industrial Lands Sanitary Servicing	130,000					130,000
Total Environment Services	2,804,000	8,864,000	2,868,000	1,299,000	35,262,500	51,097,500
Parks, Recreation & Culture						
7100C006 Hardball Diamond Refurbishment		50,000	250,000			300,000
7100C007 Playground Improvements					40,000	40,000
7100C008 Parks Equipment Replacement			20,000			20,000
7100C010 Main Tractor Replacement & Loader		70,000				70,000
7100C011 Athletic Field - Washroom Replacement/Upgrade	20,000					20,000
7100C012 Trails System East Loop Development and 14th St. Trail Access Re-location	143,000					143,000
7100C013 Heritage Square - Security Cameras				25,000		25,000
7100C014 Kinsmen Ball Park Pavillion		120,000				120,000
7100C015 RailLands - Fencing & Field Upgrades		30,000				30,000
7100C020 Trails System Bridge - Structure 4 and Structure 2	2,355,500					2,355,500
7100C023 Ball Diamond Groomer		12,000				12,000
7100C024 Commercial Mower Snowblower Unit with attachments	71,500					71,500
7100C025 Centre of Excellence Park		169,800	730,000		736,800	1,636,600
7100C027 Outdoor Splash Pad	50,000	640,000				690,000
7100C028 Kinsmen Ball Park Fencing	25,000					25,000
7100C029 Downtown Washroom		80,000				80,000
7210C002 Chemical Feed Systems		20,000				20,000
7210C003 P & H Centre Boilers	441,500					441,500
7210C004 Main Pool Filter	32,000					32,000
7210C005 Whirlpool Jet Pump & Motor	23,500					23,500



Capital 5 Yr Budget Forecast Summary

Capital Projects

	2024	2025	2026	2027	2028	GRAND
	5 Council Approved	5 Council Approved	5 Council Approved	5 Council Approved	5 Council Approved	TOTAL
7300C001 Program Equipment Replacement & Upgrade		10,000				10,000
7410C004 Boom Lift		48,000				48,000
7410C007 P & H Centre Generator Upgrade				27,000	315,000	342,000
7410C010 Arena Floor LED Lighting	60,000					60,000
7410C011 P&H Centre Barrier Free Bottle Filling Stations		20,000				20,000
7410C012 Condenser Replacement	150,000					150,000
Total Parks, Recreation & Culture	3,372,000	1,269,800	1,000,000	52,000	1,091,800	6,785,600
Planning & Development						
Total Planning & Development						

**SECTION 21-- DIA
(Planning & Development)**

2024 BUDGET vs 2023 BUDGET

	2023	2023	2024	BUDGET	BUDGET
DIA	Approved	Actuals	Proposed	CHANGE	CHANGE
				\$	%
21-8300-0112 DIA BUSINESS TAXATION	(48,600)	(48,600)	(50,000)	(1,400)	3
21-8300-0115 DIA-SUPP TAX/WRITE-OFFS	200	221	300	100	50
21-8300-0116 DIA-VACANCY TAX REBATES				-	
21-8300-0578 PROMOTIONS				-	
21-8300-0579 MISC INCOME					
21-8300-0922 MONTHLY BANK INTEREST	(5,000)	(7,229)	(9,000)	(4,000)	80
21-8300-0934 TRANSFER FROM RESERVE	(6,600)			6,600	(100)
21-8300-0945 TRANSFER FROM TOWN OF HANOVER	(6,000)	(6,000)	(6,000)	-	-
21-8300-1111 PART-TIME SALARIES	1,300	938	1,300	-	-
21-8300-1510 EMPLOYEE BENEFITS	100	69	100	-	-
21-8300-1516 WSIB	100	31	100	-	-
21-8300-3143 MEETING & OFFICE EXPENSE	1,000	749	1,000	-	-
21-8300-3223 PROMOTIONAL ADVERTISING	29,000	19,450	21,800	(7,200)	(25)
21-8300-3310 AUDIT SERVICE	2,000	1,976	2,000	-	-
21-8300-3439 FLOWER BOX- MAINTENANCE/REPAIRS	17,500	15,891	16,700	(800)	(5)
21-8300-3452 STREET MAINTENANCE				-	
21-8300-3615 MUNICIPAL OFFICE COMPUTER FEES	2,000	1,900	2,000	-	-
21-8300-3627 DOWNTOWN REVITALIZATION	2,000	3,346	3,000	1,000	50
21-8300-4126 ADMINISTRATION	11,000	10,429	12,500	1,500	14
21-8300-5213 TRANSFERS TO RESERVE	-		4,200	4,200	
Total Downtown Improvement Area (DIA)	-	(6,829)	-	-	

Hanover DIA Promotion - 2024 Budget

Item	Spring Promo	Summer Promo	Fall Promo	Christmas Promo	Christmas Lighting	Canada Flags	Canada Day	Special Events	Summer Radio	Banners Spring	Banners Summer	Banners Winter	TOTAL
Banners													
Installation										600			600
Removal										400			400
New Flags & Banners													0
Parks & Rec - July 1st							1,000						1,000
Hanover Rotary - parade				800									800
Radio - summer with EDC									2,000				2,000
Summer Event								1500					1,500
Christmas - S&W-Radio-Print-Prizes D/C				3,000									3,000
Social Media Promo(s) - prizes	200	200	200	200									800
Social Media Promo(s) -face Book A	900	900	900	900									3,600
Canada Flag cost share D/C						400							400
Trick Or Treat Trail	0	0	200										200
Corn Stalks and New Bows			400										400
Xmas Planter Library				200									200
Spring S&W Radio & Prizes	3,000												3,000
Fall Market			1,700										1,700
Chamber of Commerce cost share					500								500
Christmas Market		0		1,700									1,700
Music in Square		1,000											
TOTAL	4,100	2,100	3,400	6,800	500	400	1,000	1,500	2,000	1,000	0	0	21,800

Canada Flag Sharing Costs DIA 36% Chamber 64%

Christmas Decorations shared equally between DIA, Chamber and Town

Christmas & Spring Shop & /Win shared equally between DIA and Chamber Of Commerce

21,800